



P系列工业齿轮箱概述：

- 采用模块化设计，可根据客户要求的变化组合。
- 箱体采用球墨铸铁，大大提高了箱体的刚性及抗震性。
- 箱体内的太阳轮、行星轮、内齿圈及螺旋锥齿轮均采用可控气氛渗碳淬火处理，得到高硬耐磨表面，热处理后全部磨齿，降低了噪音，提高了整机的效率及使用寿命。
- 输入方式：同心轴输入，斜齿轮输入，锥齿轮-斜齿轮输入，锥齿轮输入。
- 输出方式：内花键式，空心轴收缩盘式，外花键式，实心轴平键。
- 安装形式：水平安装，垂直安装，扭力臂安装。
- P系列产品有9-34型规格，行星传动级数有2级和3级。速比为25-4000，和R、K系列组合可得到更大速比。

P series gear units overview:

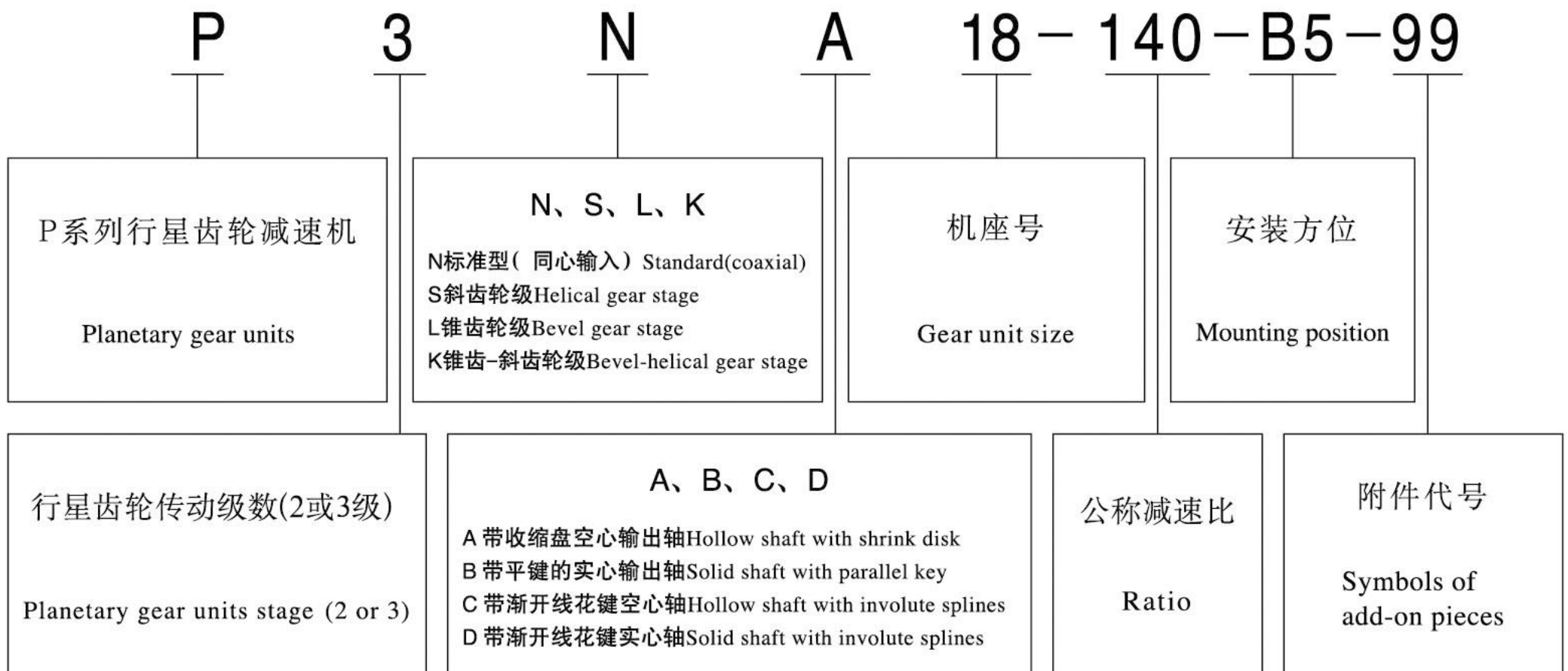
- Modular design realizes variable combination.
- Housing is made of cast iron, which improve its rigidity and anti-vibration.
- Sun and planet gears are processed by cementite and hardening, gears are processed by grinding, which improve the efficiency and lifetime of gear units.
- Input mode: coaxial input, helical gear input, bevel-helical gear input.
- Out put mode: internal involute spline, hollow shaft with shrink disk, external involute spline, solid shaft with flat key.
- Mounting mode: horizontal vertical, torque-arm.
- P series sizes 9-34, transmission stage: 2, 3, ratio: 25-4000, ratio will be larger in combination with R, K series.

P系列型号规格表示方法举例：

P series model expressing example:

基本型号规格表示方法举例：

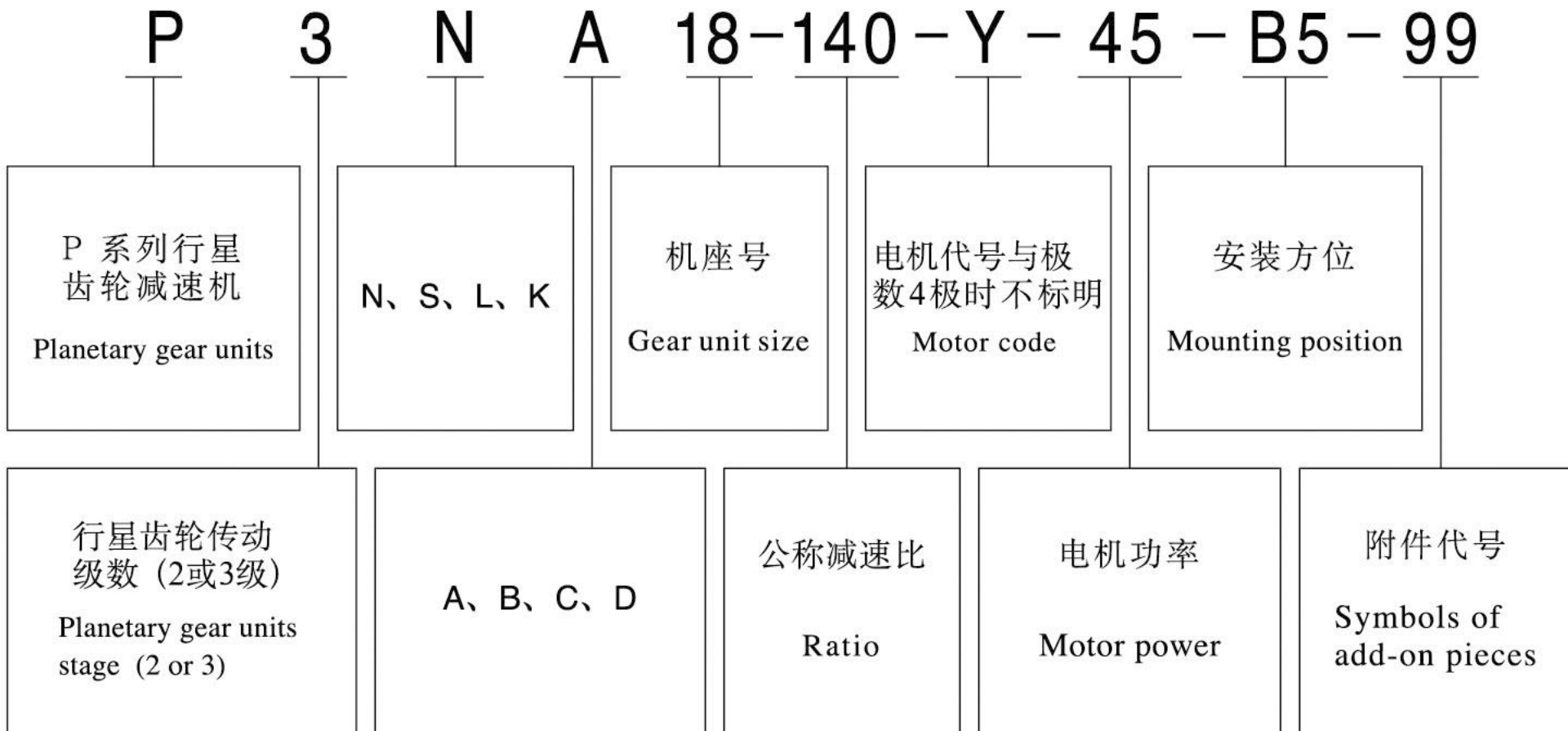
Basic type illustration:





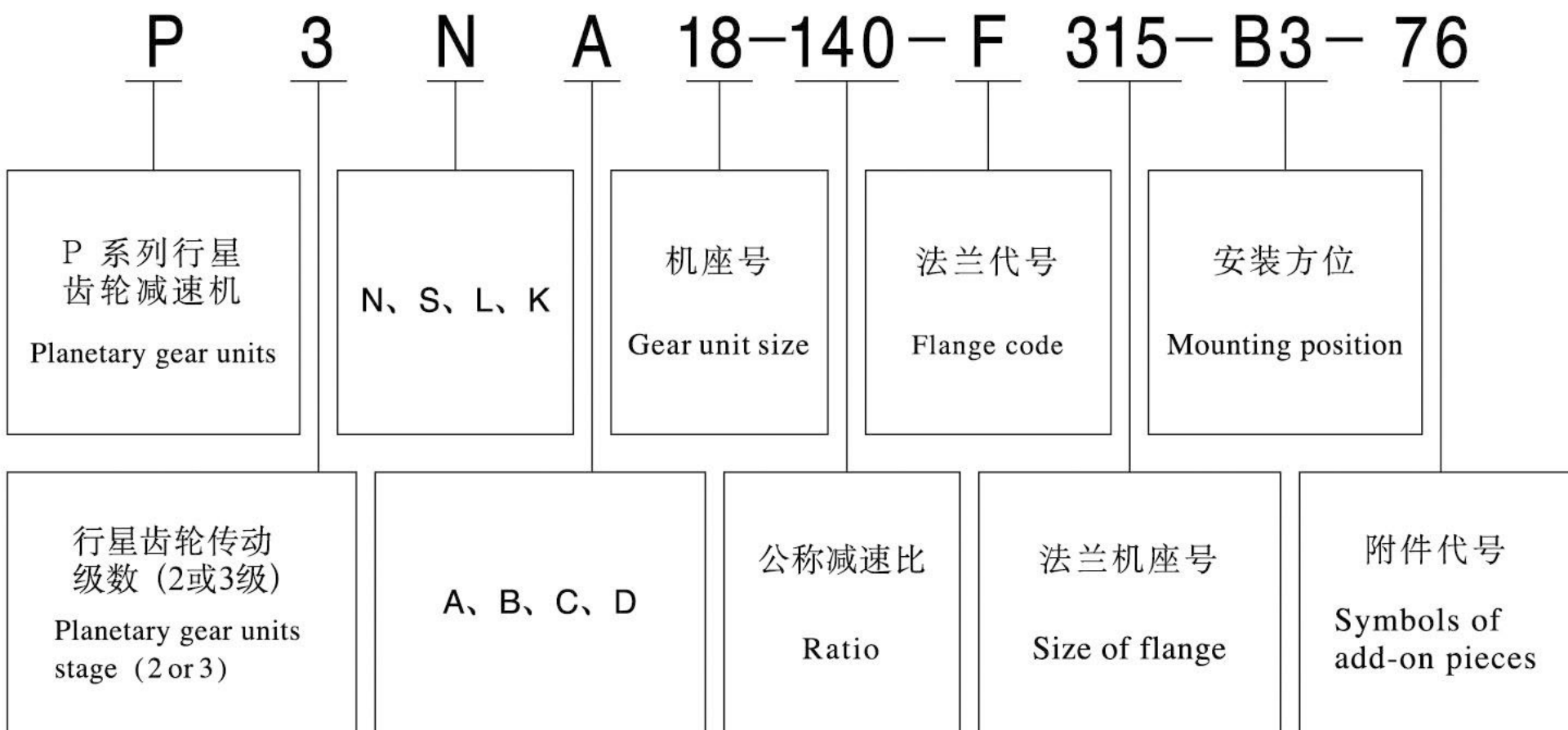
电机直联表示方法举例：

Compact motor mode illustration:



输入法兰联接表示方法举例：

Motor-flange mode illustration:





P系列选型及举例：

P series type selection example:

序号 Steps	说明 Specification	代号 Symbol	参数计算 Calculate parameter											
1	被驱动设备系数 Driven machine factor	f1	查327页f1表 See P327 f1 table											
2	原动机系数 Factor for prime mover	f2	原动机系数 Factor for prime mover		f2									
			电机、液压马达、汽轮机 Electric motors, hydraulic motors, turbines		1.0									
			4-6缸活塞发动机, 周期变化1: 100至1: 200 Piston engines 4-6 cylinders cyclic variation 1: 100 to 1: 200		1.25									
			1-3缸活塞发动机, 周期变化1: 100 Piston engines 1-3 cylinders cyclic variation up to 1: 100		1.5									
3	齿轮箱许用输入转速 Permissible input speed	n1	≤ 1500											
4	确定减速比 Determine ratio	i	i=n1/n2											
5	确定齿轮箱类型 选择传动效率 Efficiency	η	Type	η	Type	η								
			P2N	94%	P3N	92%								
			P2L	93%	P3S	91%								
			P2S	93%	P3K	89%								
			P2K	91%										
6	以被驱动设备所需的扭矩或功率,确定齿轮箱的输入功率 Determine input power	P1	P1=T2 · n1/(9550 · i · η) 或 P1=P2/η											
7	根据计算, 查传动能力表,确定齿轮箱规格 By calculation, determine type in reference to transmission table	T2N P1N	T2N ≥ T2 · f1 · f2 或 P1N ≥ P1 · f1 · f2 如果不满足条件: 3.33 · P1 ≥ P1N, 请向我们咨询。 If not meet: 3.33 · P1 ≥ P1N please consult us.											
8	峰值扭矩校核 * Check for maximum torque	TA	PIN ≥ TA · n1 · f3/9550	f3	每小时峰值负荷次数 Load peaks per hour									
					1-5	6-30	31-100	>100						
					单向载荷 Steady direction of load									
0.5				0.65	0.7	0.85								
0.7				0.95	1.10	1.25								
9	输出轴的径向力、轴向力校核 Verify axial and radial forces	Fr、Fa	查326页P系列Fr表 See page 326, P series Fr table											
10	计算功率利用率确定其系数 Determine power utilization factor	f14	功率利用率 Utilization = P1/P1N · 100% 确定其系数f14. Determine f14.	功率利用率 Utilization	30%	40%	50%	60%	70%	80%	90%	100%		
				f14	0.66	0.77	0.83	0.90	0.90	0.95	1.0	1.0		
11	热容量校核 Verify thermal capacity	PG	P1 ≤ PG = PG1 · f4 · f14 若不能满足上式,则齿轮箱需外加辅助冷却装置(根据工况要求,可采用冷却水,冷却油,风冷等形式) If P1 > PG, auxilliary cooling system should be installed.	环境温度系数 Ambient temperature factor f4										
				环境温度 Ambient Temperature	每小时工作周期 (ED) 百分比 % Operating cycle per hour (ED) in %									
					100	80	60	40	20					
				10 °C	1.14	1.20	1.32	1.54	2.04					
				20 °C	1.00	1.06	1.16	1.35	1.79					
				30 °C	0.87	0.93	1.00	1.18	1.56					
				40 °C	0.71	0.75	0.82	0.96	1.27					
50 °C	0.55	0.58	0.64	0.74	0.98									
12	确定润滑方式 Verify lubrication method		V1、V3、V11、V31安装方位为浸油润滑;B51强制润滑; 其它安装方位为飞溅润滑或油泵。 V1、V3、V11、V31: Dip lubrication; B51:Pump lubrication; others: splash lubrication.											
13	根据输入,输出方式,安装方位等确定具体型号及所需附件 Determine type according to the above.													

* 峰值扭矩: 最大负载扭矩,是指启动、制动或最大脉动载荷所引起的最大扭矩。(一般工况条件下峰值扭矩为启动或制动时的最大扭矩)
Peak torque: Maximum torque is maximum starting torque, maximum braking torque.



选型举例
Selection example

输送设备,输入转速为1000r/min,
最大起动扭矩为2000N·m,输出转速为12.5r/min,
输出扭矩为68000N·m,每天工作12h。
负载持续率为60%,环境温度为0~20℃,大车间安
装,风速约为5m/s,海拔高度为1000m以下,水平式
法兰安装,偏心平行轴输入,输出,双轴型,实心轴普通平
键输出。

解答:

$$f_1=1.5$$

$$f_2=1$$

$$n_1=1000$$

$$i=1000/12.5=80$$

根据速比及输入输出轴要求可选P2S型

$$\eta=0.93$$

$$P_1=T_2 \cdot n_1/(9550 \cdot i \cdot \eta)$$

$$=68000 \times 1000/(9550 \times 80 \times 0.93)=95.7\text{kW}$$

$$T_2N \geq T_2 \times f_1 \times f_2=68000\text{N} \cdot \text{m} \times 1.5 \times 1=102\text{kN} \cdot \text{m}$$

$$P_{1N} \geq P_1 \times f_1 \times f_2=95.7 \times 1.5 \times 1=143.55\text{kW}$$

初选P2SB14-80-B5-99

$$\text{其 } P_{1N}=153\text{kW} \quad P_{G1}=94\text{kW} \quad i_{ex}=78.827$$

校核: $3.33 \times P_1 \geq P_{1N}$

$$3.33 \times 95.7 = 318.681\text{kW} > P_{1N} \quad \text{满足要求。}$$

峰值扭矩校核:

$$P_{1N}=153\text{kW} \geq T_A \cdot n_1 \cdot f_3/9550$$

$$=2000 \times 1000 \times 0.5/9550=104.71\text{kW} \quad \text{满足要求。}$$

热容量校核:

$$\text{公称功率利用率} = P_1/P_{1N} = 95.7/153 = 0.625 = 62.5\%$$

查P系列选型表得 $f_{14}=0.9 \quad f_4=1.16$

$$P_{G1} \times f_4 \times f_{14} = 94 \times 1.16 \times 0.9 = 100.32\text{kW} > P_1$$

因此无须外加辅助冷却装置就可满足设备要求。

根据设备要求,安装方位为B5

润滑方式:飞溅润滑

选定型号为: **P2SB14-80-B5-99**

Conveyer, input speed 1000r/min,
Max starting torque 2000N·m, output speed 12.5r/min,
Output torque 68000N·m, service time 12h/day.

Duration of load 60% of working circle, ambient
temperature 0~20℃, wind velocity 5m/s, large
workshops, altitude below 1000m,

horizontal flange-mounted with solid output shaft.

$$f_1=1.5$$

$$f_2=1$$

$$n_1=1000$$

$$i=1000/12.5=80$$

Choose P2S according to the above data.

$$\eta=0.93$$

$$P_1=T_2 \cdot n_1/(9550 \cdot i \cdot \eta)$$

$$=68000 \times 1000/(9550 \times 80 \times 0.93)=95.7\text{kW}$$

$$T_2N \geq T_2 \times f_1 \times f_2=68000\text{N} \cdot \text{m} \times 1.5 \times 1=102\text{kN} \cdot \text{m}$$

$$P_{1N} \geq P_1 \times f_1 \times f_2=95.7 \times 1.5 \times 1=143.55\text{kW}$$

Refer to transmission capacity table,

choose P2SB14-80-B5-99,

$$P_{1N}=153\text{kW} \quad P_{G1}=94\text{kW} \quad i_{ex}=78.827$$

Check: $3.33 \times P_1 \geq P_{1N}$

$$3.33 \times 95.7 = 318.681\text{kW} > P_{1N}$$

Check verify peak torque:

$$P_{1N}=153\text{kW} \geq T_A \cdot n_1 \cdot f_3/9550$$

$$=2000 \times 1000 \times 0.5/9550=104.71\text{kW}$$

Check thermal capacities:

$$\text{Utilization} = P_1/P_{1N} = 95.7/153 = 0.625 = 62.5\%$$

So $f_{14}=1$ Get $f_4=1.16$, according to working conditions.

$$P_{G1} \times f_4 \times f_{14} = 94 \times 1.16 \times 0.9 = 100.32\text{kW} > P_1$$

No attached cooling devices can meet requirement.

Mounting position B5

Lubrication method: splash

TYPE: **P2SB14-80-B5-99**



符号说明:

ED= 每小时工作周期, 以百分比表示, 如ED=60%/h
 f1=被驱动设备系数
 f2=原动机系数
 f3=峰值扭矩系数
 f4=环境温度系数
 f14=设备功率利用率
 PG1=不带辅助冷却装置的齿轮箱热容量
 Fr2=允许径向力
 P1N=减速机额定许用输入功率
 TA=峰值扭矩, 或者启动、制动时最大扭矩

Symbol description:

ED =operating cycle per hour, express as percent, for example ED=60%/h
 f1=Factor for driven machine
 f2=Factor for prime mover
 f3=Peak torquq factor
 f4 =Ambient temperature factor
 f14 = Utilization factor
 PG1=Thermal capacity for gear units without auxiliary cooling,
 Fr2= Permissible radial forces
 P1N= Required power rating
 T_A =Tax. torque occurring on input shaft,e.g. peak operating, starting- or braking torque

P系列Fr2(N)表:

P series Fr(N) table:

n1 (r/min)	n2N	iN	Fr 2 (N)													
			9	10	11	12	13	14	16	17	18	19-20	21-22	23-24	25-26	27-28
1450	58.0	25	9538	23353	32518	42407	34737	41183	72297	64454	69713	70477	99136	99347	123583	126071
	51.8	28	9905	24252	33770	44039	36057	42768	75080	66935	72396	73190	102952	103171	128341	130925
	46.0	31.5	10302	25223	35122	45803	37519	44481	78086	69616	75295	76121	107075	107302	133480	136167
	40.8	35.5	10720	26249	36550	47665	39044	46289	81261	72446	78356	79215	111428	111665	138907	141703
	36.3	40	11155	27314	38033	49599	40629	48167	84559	75386	81536	82430	115950	116196	144544	147454
	32.2	45	11602	28408	39556	51585	42256	50096	87945	78404	84801	85731	120593	120849	150332	153358
	29.0	50	12017	29423	40970	53429	43766	51887	91088	81207	87832	88795	124903	125169	155705	158840
	25.9	56	12479	30556	42547	55486	45451	53884	94595	84333	91214	92214	129712	129988	161700	164955
	23.0	63	12979	31779	44251	57708	47271	56042	98383	87710	94866	95906	134906	135193	168175	171560
	20.4	71	13507	33071	46050	60054	49193	58320	102382	91276	98723	99805	140390	140689	175011	178534
	18.1	80	14055	34413	47919	62491	51189	60687	106537	94980	102729	103856	146088	146398	182114	185780
	16.1	90	14618	35791	49838	64993	53239	63117	110803	98783	106843	108014	151937	152260	189406	193219
	14.5	100	15140	37071	51619	67316	55142	65373	114764	102314	110662	111875	157368	157703	196176	200125
	12.9	112	15723	38498	53606	69908	57265	67890	119182	106253	114922	116182	163427	163774	203729	207830
11.6	125	16309	39933	55605	72514	59400	70421	123626	110215	119207	120514	169520	169880	211325	215578	
10.4	140	16937	41471	57746	75306	61687	73132	128385	114458	123796	125153	176046	176420	219460	223878	

备注: 各规格更低的输出转速按以上最大的Fr2值。 Note: If there is lower output speed, please choose the maximum Fr2 in above table.



被驱动设备系数 f1

Service Factors

被驱动设备系数 Factor for driven machine					f1				
工作机 Driven machines		日带载运行时间 (小时) Effective daily operating period under load in hours			工作机 Driven machines		日带载运行时间 (小时) Effective daily operating period under load in hours		
		0.5	>0.5-10	>10			0.5	>0.5-10	>10
污水处理 Waste water treatment	浓缩器 (中心传动) Thickeners (central drive)	-	-	1.2	输送机械 Conveyors	-	-	-	
压滤器 Filter presses	1.0	1.3	1.5	斗式输送机 Bucket conveyors	-	1.4	1.5		
絮凝器 Flocculation apparata	0.8	1.0	1.3	绞车 Hauling winches	1.4	1.6	1.6		
曝气机 Aerators	-	1.8	2.0	卷扬机 Hoists	-	1.5	1.8		
搂集设备 Raking equipment	1.0	1.2	1.3	皮带输送机 ≤150kW Belt conveyors ≤ 150 kW	1.0	1.2	1.3		
纵向、回转组 Combined longitudinal and rotary rakes	1.0	1.3	1.5	皮带输送机 ≥150kW Belt conveyors ≥ 150 kW	1.1	1.3	1.4		
合式接集装置 Pre-thickeners	-	1.1	1.3	货用电梯 * Goods lifts	-	1.2	1.5		
浓缩器 Screw pumps	-	1.3	1.5	客用电梯 * Passenger lifts	-	1.5	1.8		
螺杆泵 Screw pumps	-	1.3	1.5	刮板式输送机 Apron conveyors	-	1.2	1.5		
水轮机 Water turbines	-	-	2.0	自动扶梯 Escalators	1.0	1.2	1.4		
泵 Pumps	-	-	2.0	轨道行走机构 Rail travelling gears	-	1.5	-		
离心泵 Centrifugal pumps	1.0	1.2	1.3	变频装置 Frequency converters	-	1.8	2.0		
容积式泵 Positive-displacement pumps	1.3	1.4	1.8	往复式压缩机 Reciprocating compressors	-	1.8	1.9		
1个活塞 1 piston	1.2	1.4	1.5	起重机械 ** Cranes	-	-	-		
>1个活塞 > 1piston	-	-	-	回转机构 * Slewing gears	1.0	1.4	1.8		
挖泥机 Dredgers	-	1.6	1.6	俯仰机构 Luffing gears	1.0	1.1	1.4		
斗式输送机 Bucket conveyors	-	1.3	1.5	行走机构 Travelling gears	1.1	1.6	2.0		
倾卸装置 Dumping devices	-	1.3	1.5	提升机构 Hoisting gears	1.0	1.1	1.4		
Carterpillar行走机构 Carterpillar travelling gears	1.2	1.6	1.8	转臂式起重机 Derricking jib cranes	1.0	1.2	1.6		
斗式挖掘机 Bucket wheel excavators	-	1.7	1.7	冷却塔 Cooling towers	-	-	-		
用于捡拾 as pick-up	-	2.2	2.2	冷却塔风扇 Cooling tower fans	-	-	2.0		
用于粗料 for primitive material	-	2.2	2.2	风机 (轴流和离心式) Blowers (axial and radial)	-	1.4	1.5		
切碎机 Cutter heads	-	2.2	2.2	食品工业 Food industry	-	-	-		
行走机构 * Traversing gears	-	1.4	1.8	蔗糖生产 Cane sugar production	-	-	-		
弯板机 Plate bending machines	-	1.0	1.0	甘蔗切碎机 * Cane knives	-	-	1.7		
化学工业 Chemical industry	-	-	1.6	甘蔗碾磨机 Cane mills	-	-	1.7		
挤压机 Extruders	-	-	1.6	甜菜糖生产 Beet sugar production	-	-	-		
调浆机 Dough mills	-	1.8	1.8	甜菜绞碎机 Beet cossettes macerators,	-	-	1.2		
橡胶研光机 Rubber calenders	-	1.5	1.5	榨取机, 机械致 Extraction plants, Mechanical	-	-	1.4		
冷却圆筒 Cooling drums	-	1.3	1.4	冷机、蒸煮机 refrigerators, Juice boilers,	-	-	1.4		
混料机, 用于 Mixers for	1.0	1.3	1.4	甜菜清洗机 Sugar beet washing machines,	-	-	1.5		
均匀介质 uniform media	1.4	1.6	1.7	甜菜切碎机 Sugar beet cutters	-	-	1.5		
非均匀介质 non-uniform media	1.0	1.3	1.5	造纸机械 Paper machines	-	1.8	2.0		
搅拌机, 用于 Agitators for media with	1.2	1.4	1.6	各种类型 *** of all-kind	-	1.8	2.0		
密度均匀介质 uniform density	1.4	1.6	1.7	碎浆机驱动装置 Pulper drives	根据客户要求供货 On request				
不均匀介质 non-uniform density	1.0	1.3	1.5	离心式压缩机 Centrifugal compressors	-	1.4	1.5		
不均匀气体吸收 non-uniform gas absorption	1.2	1.4	1.6	索道缆车 Cableways	-	1.3	1.4		
烘炉 Toasters	1.4	1.6	1.8	运货索道 Material ropeways	-	1.6	1.8		
离心机 Centrifuges	1.0	1.2	1.3	往返系统空中索道 To- and fro system aerial ropeways	-	1.3	1.4		
金属加工设备 Metal working mills	-	-	-	T型杆升降机 T-bar lifts	-	1.4	1.6		
翻板机 Plate tilters	1.0	1.0	1.2	连续索道 Continuous ropeways	-	1.4	1.6		
推钢机 Ingot pushers	1.0	1.2	1.2	水泥工业 Cement industry	-	1.5	1.5		
绕线机 Winding machines	-	1.6	1.6	混凝土搅拌器 Concrete mixers	-	1.2	1.4		
冷床横移架 Cooling bed transfer frames	-	1.5	1.5	破碎机 * Breakers	-	-	2.0		
辊式矫直机 Roller straighteners	-	1.6	1.6	回转窑 Rotary kilns	-	-	2.0		
辊道 Roller tables	-	1.5	1.5	管式磨机 Tube mills	-	1.6	1.6		
连续式 continuous	-	2.0	2.0	选粉机 Separators	-	-	2.0		
间歇式 intermittent	-	1.8	1.8	辊压机 Roll crushers	-	-	2.0		
可逆式轧管机 Reversing tube mills	-	1.4	1.4						
剪切机 Shears	-	1.5	1.5						
连续式 * continuous	1.0	1.0	1.0						
曲柄式 * crank type	-	1.4	1.4						
连续式驱动装置 Continuous casting drivers	-	2.5	2.5						
轧机 Rolls	-	2.5	2.5						
可逆式开坯机 Reversing blooming mills	-	1.8	1.8						
可逆式板坯轧机 Reversing slabbing mills	-	2.0	2.0						
可逆式线材轧机 Reversing wire mills	-	1.8	1.8						
可逆式薄板轧机 Reversing sheet mills	-	1.8	1.8						
可逆式中厚板轧机 Reversing plate mills	0.9	1.0	-						
辊缝调节驱动装置 Roll adjustment drives									

1. 工作机额定功率P2的确定:

- *) 按最大的扭矩确定额定功率。
- **) 可交载荷准确地分类。
- ***) 检验热容量是绝对必要的。

2. 所列各项系数均为经验值。使用这些系数的前提条件是, 所述机械设备应符合通常的设计规范和载荷条件。如遇特殊情况, 请及时与我们联系。

3. 对于那些未列入此表的工作机械, 请与我们联系。

1. Design for power rating of driven machine P2

- *) Designed power corresponding to max. torque
- **) Load can be exactly classified, for Instance.
- ***) A check for thermal capacity is absolutely essential.

2. The listed factors are empirical values. Prerequisite for their application is that the machinery and equipment mentioned correspond to generally accepted design and load specifications. In case of deviations from standard conditions, please refer to us.

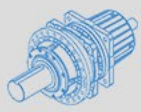
3. For driven machines which are not listed in this table, please refer to us.



P2N和P2S传动能力表: (i=25~125)

P2N & P2S transmission capacity table: (i=25~125)

n ₁ (r/min)	n _{2N} (r/min)	i _N	P2-9			P2-10			P2-11			P2-12			P2-13			P2-14		
			T _{2N} (kN·m)	i _{ex}	P _{1N} (kW)	T _{2N} (kN·m)	i _{ex}	P _{1N} (kW)	T _{2N} (kN·m)	i _{ex}	P _{1N} (kW)	T _{2N} (kN·m)	i _{ex}	P _{1N} (kW)	T _{2N} (kN·m)	i _{ex}	P _{1N} (kW)	T _{2N} (kN·m)	i _{ex}	P _{1N} (kW)
1500	60	25	22	25.634	137	31	25.634	193	42	25.875	261	60	24.983	373	83	24.958	516	117	24.958	728
1000	40				91			129			174			249			344			485
750	30				68			96			131			187			258			364
1500	54	28	22	28.058	123	31	28.058	173	42	28.233	235	60	27.26	336	83	27.318	465	117	27.318	655
1000	36				82			116			157			224			310			437
750	27				62			87			118			168			232			327
1500	48	31.5	22	31.142	109	31	31.142	154	42	31.207	209	60	30.13	298	83	30.321	413	117	30.321	582
1000	32				73			103			139			199			275			388
750	24				55			77			104			149			206			291
1500	42	35.5	22	35.201	96	31	35.201	135	42	35.072	183	60	33.863	261	83	34.272	361	117	34.272	509
1000	28				64			90			122			174			241			340
750	21				48			67			91			131			181			255
1500	38	40	22	40.781	87	31	40.781	122	42	40.302	165	60	38.912	236	83	39.706	327	117	39.706	461
1000	25				57			80			109			155			215			303
750	19				43			61			83			118			163			230
1500	33.3	45	22	45.601	77	31	45.601	108	42	43.209	147	60	41.719	209	83	43.797	290	117	43.797	408
1000	22.2				51			72			98			140			193			272
750	16.7				38			54			73			105			145			204
1500	30.0	50	22	51.544	69	31	51.544	97	42	48.561	132	60	46.887	188	83	49.505	261	117	49.505	368
1000	20.0				46			65			88			126			174			245
750	15.0				35			49			66			94			130			184
1500	26.8	56	22	59.715	62	31	59.715	87	42	55.802	118	60	53.878	168	83	57.353	233	117	57.353	328
1000	17.9				41			58			79			112			155			219
750	13.4				31			43			59			84			116			164
1500	23.8	63	22	61.953	55	31	61.953	77	42	63.399	105	60	61.213	150	83	59.977	207	117	59.977	292
1000	15.9				37			52			70			100			138			194
750	11.9				27			39			52			75			103			146
1500	21.1	71	22	71.775	49	31	71.775	69	42	72.853	93	60	70.34	133	83	69.485	184	117	69.485	259
1000	14.1				32			46			62			88			122			173
750	10.6				24			34			46			66			92			129
1500	18.8	80	22	78.782	43	31	78.782	61	42	81.303	82	60	78.499	118	83	78.827	163	117	78.827	230
1000	12.5				29			41			50			79			109			153
750	9.4				22			30			41			59			81			115
1500	16.7	90	22	91.272	38	31	91.272	54	42	93.426	73	60	90.205	105	83	91.324	145	117	91.324	204
1000	11.1				26			36			49			70			97			136
750	8.3				19			27			37			52			72			102
1500	15.0	100	22	99.735	35	31	99.735	49	42	99.678	66	60	96.241	94	83	95.963	130	117	95.963	184
1000	10.0				23			32			44			63			87			123
750	7.5				17			24			33			47			65			92
1500	13.4	112	22	115.55	31	31	115.55	43	42	114.54	59	60	110.59	84	83	111.18	116	117	111.18	164
1000	8.9				21			29			39			56			78			109
750	6.7				15			22			29			42			58			82
1500	12.0	125	22	124.74	28	31	124.74	39	42	123.14	53	60	118.9	75	83	119.12	104	117	119.12	147
1000	8.0				18			26			35			50			70			98
750	6.0				14			19			26			38			52			74



P系列传动能力表
P Series Transmission Capacity Table

JUWEI

P2-16			P2-17			P2-18			P2-19			P2-20			P2-21			i _N	n _{2N} (r/min)	n ₁ (r/min)
T _{2N} (kN·m)	i _{ex}	P _{1N} (kW)	T _{2N} (kN·m)	i _{ex}	P _{1N} (kW)	T _{2N} (kN·m)	i _{ex}	P _{1N} (kW)	T _{2N} (kN·m)	i _{ex}	P _{1N} (kW)	T _{2N} (kN·m)	i _{ex}	P _{1N} (kW)	T _{2N} (kN·m)	i _{ex}	P _{1N} (kW)			
160	24.75	995	202	24.75	1256	244	24.958	1517	295	26.622	1834	354	26.622	2201	392	26.622	■	25	60	1500
		663			837			1012			1223			1468			1625		40	1000
		497			628			759			917			1101			1219		30	750
160	27.09	895	202	27.09	1131	244	27.318	1366	295	29.139	1651	354	29.139	1981	392	29.139	■	28	54	1500
		597			754			910			1101			1321			1463		36	1000
		448			565			683			825			991			1097		27	750
160	30.068	796	202	30.068	1005	244	30.321	1214	295	32.342	1468	354	32.342	1761	392	32.342	1950	31.5	48	1500
		531			670			809			978			1174			1300		32	1000
		398			502			607			734			881			975		24	750
160	33.987	696	202	33.987	879	244	34.272	1062	295	36.557	1284	354	36.557	1541	392	36.557	1706	35.5	42	1500
		464			586			708			856			1027			1138		28	1000
		348			440			531			642			770			853		21	750
160	39.375	630	202	39.375	796	244	39.706	961	295	42.353	1162	354	42.353	1394	392	42.353	1544	40	38	1500
		415			523			632			764			917			1016		25	1000
		315			398			480			581			697			772		19	750
160	42.318	558	202	42.318	705	244	42.867	852	295	45.725	1030	354	45.725	1236	392	46.357	1368	45	33.3	1500
		372			470			568			686			824			912		22.2	1000
		279			353			426			515			618			684		16.7	750
160	47.833	503	202	47.833	635	244	48.454	766	295	51.684	927	354	51.684	1112	392	52.399	1231	50	30.0	1500
		335			423			511			618			741			821		20.0	1000
		251			317			383			463			556			616		15.0	750
160	55.417	449	202	55.417	567	244	56.136	684	295	59.878	827	354	59.878	993	392	60.706	1099	56	26.8	1500
		299			378			456			552			662			733		17.9	1000
		224			283			342			414			496			550		13.4	750
160	61.438	399	202	61.438	504	244	60.32	608	295	64.341	735	354	64.341	883	392	66.084	977	63	23.8	1500
		266			336			406			490			588			651		15.9	1000
		199			252			304			368			441			489		11.9	750
160	71.178	354	202	71.178	447	244	69.882	540	295	74.541	653	354	74.541	783	392	76.561	867	71	21.1	1500
		236			298			360			435			522			578		14.1	1000
		177			223			270			326			392			434		10.6	750
160	78.788	314	202	78.788	397	244	78.976	479	295	84.841	579	354	84.841	695	392	84.746	770	80	18.8	1500
		209			264			319			386			463			513		12.5	1000
		157			198			240			290			347			385		9.4	750
160	91.278	279	202	91.278	353	244	91.496	426	295	97.596	515	354	97.596	618	392	98.182	684	90	16.7	1500
		186			235			284			343			412			456		11.1	1000
		140			176			213			257			309			342		8.3	750
160	96.594	251	202	96.594	317	244	95.963	383	295	102.36	463	354	102.36	556	392	103.9	616	100	15.0	1500
		168			212			255			309			371			410		10.0	1000
		126			159			192			232			278			308		7.5	750
160	111.91	224	202	111.91	283	244	111.18	342	295	118.59	414	354	118.59	496	392	120.37	550	112	13.4	1500
		150			189			228			276			331			366		8.9	1000
		112			142			171			207			248			275		6.7	750
160	120.59	201	202	120.59	254	244	119.12	307	295	127.06	371	354	127.06	445	392	129.41	493	125	12.0	1500
		134			169			204			247			297			328		8.0	1000
		101			127			153			185			222			246		6.0	750

P



P2N和P2S传动能力表: (i=25~125)

P2N & P2S transmission capacity table : (i=25~125)

n ₁ (r/min)	n _{2N} (r/min)	i _N	P2-22			P2-23			P2-24			P2-25			P2-26			P2-27		
			T _{2N} (kN·m)	i _{ex}	P _{1N} (kW)	T _{2N} (kN·m)	i _{ex}	P _{1N} (kW)	T _{2N} (kN·m)	i _{ex}	P _{1N} (kW)	T _{2N} (kN·m)	i _{ex}	P _{1N} (kW)	T _{2N} (kN·m)	i _{ex}	P _{1N} (kW)	T _{2N} (kN·m)	i _{ex}	P _{1N} (kW)
1500	60	25	450	26.622	■	531	26.872	■	592	26.872	■	684	26.872	■	763	26.872	■	852	26.622	■
1000	40				1866			2172			2454			2863			3163			3532
750	30				1399			1595			1841			2127			2372			2649
1500	54	28	450	29.139	■	531	29.321	■	592	29.321	■	684	29.321	■	763	29.321	■	852	29.139	■
1000	36				1679			1914			2209			2552			2847			3179
750	27				1259			1436			1657			1914			2135			2384
1500	48	31.5	450	32.342	■	531	32.409	■	592	32.409	■	684	32.409	■	763	32.409	■	852	32.342	■
1000	32				2239			2552			2945			3403			3796			4238
750	24				1492			1701			1963			2268			2350			2826
1500	42	35.5	450	36.557	■	531	36.424	■	592	36.424	■	684	36.424	■	763	36.424	■	852	36.557	■
1000	28				1959			2233			2577			2977			3321			3709
750	21				1306			1489			1718			1985			2214			2472
1500	38	40	450	42.353	■	531	41.855	■	592	41.855	■	684	41.855	■	763	41.855	■	852	42.353	■
1000	25				1772			2020			2331			2694			3005			3355
750	19				1166			1329			1534			1772			1977			2208
1500	33.3	45	450	46.357	■	531	45.373	■	592	45.373	■	684	45.373	■	763	45.373	■	852	46.948	■
1000	22.2				1571			1790			2066			2387			2663			1982
750	16.7				1047			1194			1377			1592			1775			1872
1500	30.0	50	450	52.399	■	531	50.993	■	592	50.993	■	684	50.993	■	763	50.993	■	852	53.067	■
1000	20.0				1414			1611			1860			2149			2397			1784
750	15.0				942			1074			1240			1432			1598			1852
1500	26.8	56	450	60.706	■	531	58.597	■	592	58.597	■	684	58.597	■	763	58.597	■	852	61.48	■
1000	17.9				1262			1439			1660			1918			2140			1593
750	13.4				841			959			1107			1279			1427			1593
1500	23.8	63	450	66.084	■	531	64.442	■	592	64.442	■	684	64.442	■	763	64.442	■	852	66.345	■
1000	15.9				1122			1279			1476			1705			1902			1416
750	11.9				748			853			984			1137			1268			1416
1500	21.1	71	450	76.561	■	531	74.051	■	592	74.051	■	684	74.051	■	763	74.051	■	852	76.863	■
1000	14.1				995			1135			1310			1513			1688			1256
750	10.6				664			757			873			1009			1125			1256
1500	18.8	80	450	84.746	■	531	82.781	■	592	82.781	■	684	82.781	■	763	82.781	■	852	84.241	■
1000	12.5				883			1007			1162			1343			1498			1115
750	9.4				589			671			775			895			999			1115
1500	16.7	90	450	98.182	■	531	95.124	■	592	95.124	■	684	95.124	■	763	95.124	■	852	97.596	■
1000	11.1				785			895			1033			1194			1332			991
750	8.3				524			597			689			796			888			991
1500	15.0	100	450	103.9	■	531	101.6	■	592	101.6	■	684	101.6	■	763	101.6	■	852	102.36	■
1000	10.0				707			806			930			1074			1198			892
750	7.5				471			537			620			716			799			892
1500	13.4	112	450	120.37	■	531	116.75	■	592	116.75	■	684	116.75	■	763	116.75	■	852	118.59	■
1000	8.9				393			448			517			597			666			743
750	6.7				316			360			415			480			535			597
1500	12.0	125	450	129.41	■	531	125.56	■	592	125.56	■	684	125.56	■	763	125.56	■	852	127.06	■
1000	8.0				565			645			744			859			959			714
750	6.0				377			430			496			573			639			714
1500	6.0	125	450	129.41	■	531	125.56	■	592	125.56	■	684	125.56	■	763	125.56	■	852	127.06	■
1000	8.0				283			322			372			430			479			535
750	6.0				283			322			372			430			479			535



P系列传动能力表
P Series Transmission Capacity Table

JUWEI

P2-28			P2-29			P2-30			P2-31			P2-32			P2-33			P2-34			i _N	n _{2N} (r/min)	n ₁ (r/min)
T _{2N} (kN·m)	i _{ex}	P _{1N} (kW)	T _{2N} (kN·m)	i _{ex}	P _{1N} (kW)	T _{2N} (kN·m)	i _{ex}	P _{1N} (kW)	T _{2N} (kN·m)	i _{ex}	P _{1N} (kW)	T _{2N} (kN·m)	i _{ex}	P _{1N} (kW)	T _{2N} (kN·m)	i _{ex}	P _{1N} (kW)	T _{2N} (kN·m)	i _{ex}	P _{1N} (kW)			
950	26.622	■	1060	26.622	■	1200	26.622	■	1330	26.872	■	1500	26.872	■	1680	26.622	■	1920	26.622	■	25	60	1500
		3938			4394			4975			5514			6218			6965			7960		40	1000
		2954			3296			3731			4135			4664			5223			5970		30	750
950	29.139	■	1060	29.139	■	1200	29.139	■	1330	29.321	■	1500	29.321	■	1680	29.139	■	1920	29.139	■	28	54	1500
		3544			3955			4477			4962			5597			6268			7164		36	1000
		2658			2966			3358			3722			4197			4701			5373		27	750
950	32.342	4726	1060	32.342	5273	1200	32.342	5970	1330	32.409	6616	1500	32.409	7462	1680	32.342	8358	1920	32.342	9551	31.5	48	1500
		3151			3515			3980			4411			4975			5572			6368		32	1000
		2363			2637			2985			3308			3731			4179			4776		24	750
950	36.557	4135	1060	36.557	4614	1200	36.557	5223	1330	36.424	5789	1500	36.424	6529	1680	36.557	7313	1920	36.557	8358	35.5	42	1500
		2757			3076			3482			3860			4353			4875			5572		28	1000
		2068			2307			2612			2895			3265			3656			4179		21	750
950	42.353	3741	1060	42.353	4175	1200	42.353	4726	1330	41.855	5238	1500	41.855	5907	1680	42.353	6616	1920	42.353	7562	40	38	1500
		2461			2746			3109			3446			3886			4353			4975		25	1000
		1871			2087			2363			2619			2954			3308			3781		19	750
950	46.948	■	1060	46.948	■	1200	46.948	■	1330	45.575	■	1500	45.575	■	1680	45.481	■	1920	45.481	■	45	33.3	1500
		2210			2466			2792			3095			3490			3909			4467		22.2	1000
		1658			1850			2094			2321			2618			2932			3351		16.7	750
950	53.067	■	1060	53.067	■	1200	53.067	■	1330	51.221	■	1500	51.221	■	1680	51.409	■	1920	51.409	■	50	30.0	1500
		1989			2220			2513			2785			3141			3518			4021		20.0	1000
		1492			1665			1885			2089			2356			2639			3016		15.0	750
950	61.48	■	1060	61.48	■	1200	61.48	■	1330	58.858	■	1500	58.858	■	1680	59.559	■	1920	59.559	■	56	26.8	1500
		1776			1982			2244			2487			2805			3141			3590		17.9	1000
		1332			1486			1683			1865			2103			2356			2692		13.4	750
950	66.345	■	1060	66.345	■	1200	66.345	■	1330	66.102	■	1500	66.102	■	1680	66.345	■	1920	66.345	■	63	23.8	1500
		1579			1762			1994			2210			2493			2792			3191		15.9	1000
		1184			1321			1496			1658			1870			2094			2393		11.9	750
950	76.863	■	1060	76.863	■	1200	76.863	■	1330	75.958	■	1500	75.958	■	1680	76.863	■	1920	76.863	■	71	21.1	1500
		1401			1563			1770			1961			2212			2478			2831		14.1	1000
		1051			1172			1327			1471			1659			1858			2124		10.6	750
950	84.241	■	1060	84.241	■	1200	84.241	■	1330	83.932	■	1500	83.932	■	1680	84.241	■	1920	84.241	■	80	18.8	1500
		1243			1387			1571			1741			1963			2199			2513		12.5	1000
		933			1041			1178			1306			1472			1649			1885		9.4	750
950	97.596	■	1060	97.596	■	1200	97.596	■	1330	96.448	■	1500	96.448	■	1680	97.596	■	1920	97.596	■	90	16.7	1500
		1105			1233			1396			1547			1745			1954			2234		11.1	1000
		829			925			1047			1160			1309			1466			1675		8.3	750
950	102.36	■	1060	102.36	■	1200	102.36	■	1330	104.3	■	1500	104.3	■	1680	104.69	■	1920	104.69	■	100	15.0	1500
		995			1110			1256			1393			1571			1759			2010		10.0	1000
		746			832			942			1044			1178			1319			1508		7.5	750
950	118.59	■	1060	118.59	■	1200	118.59	■	1330	119.96	■	1500	119.96	■	1680	121.28	■	1920	121.28	■	112	13.4	1500
		888			991			1122			1243			1402			1571			1795		8.9	1000
		666			743			841			933			1052			1178			1346		6.7	750
950	127.06	■	1060	127.06	■	1200	127.06	■	1330	127.56	■	1500	127.56	■	1680	129.08	■	1920	129.08	■	125	12.0	1500
		796			888			1005			1114			1256			1407			1608		8.0	1000
		597			666			754			836			942			1055			1206		6.0	750

P



P3N和P3S传动能力表: (i=140~900)

P3N & P3S transmission capacity table: (i=140~900)

n ₁ (r/min)	n _{2N} (r/min)	i _N	P3-9			P3-10			P3-11			P3-12			P3-13			P3-14		
			T _{2N} (kN·m)	i _{ex}	P _{1N} (kW)	T _{2N} (kN·m)	i _{ex}	P _{1N} (kW)	T _{2N} (kN·m)	i _{ex}	P _{1N} (kW)	T _{2N} (kN·m)	i _{ex}	P _{1N} (kW)	T _{2N} (kN·m)	i _{ex}	P _{1N} (kW)	T _{2N} (kN·m)	i _{ex}	P _{1N} (kW)
1500	10.7	140	22	146.81	24.8	31	146.81	34.9	42	147.12	47.3	60	142.04	68	83	142.94	94	117	142.94	132
1000	7.1				16.5			23.3			31.5			45			62			88
750	5.4				12.4			17.5			23.7			34			47			66
1500	9.4	160	22	165.95	21.7	31	165.95	30.6	42	165.34	41.4	60	159.64	59	83	161.57	82	117	161.57	115
1000	6.3				14.5			20.4			27.6			39			55			77
750	4.7				10.8			15.3			20.7			30			41			58
1500	8.3	180	22	192.25	19.3	31	192.25	27.2	42	189.99	36.8	60	183.44	53	83	187.19	73	117	187.19	103
1000	5.6				12.9			18.1			24.5			35			48			68
750	4.2				9.6			13.6			18.4			26			36			51
1500	7.5	200	22	210.43	17.3	31	210.43	24.4	42	207.96	33.1	60	200.79	47	83	204.88	65	117	204.88	92
1000	5.0				11.6			16.3			22.1			32			44			62
750	3.8				8.7			12.2			16.6			24			33			46
1500	6.7	225	22	233.57	15.4	31	233.57	21.7	42	230.82	29.4	60	222.86	42	83	227.41	58	117	227.41	82
1000	4.4				10.3			14.5			19.6			28			39			55
750	3.3				7.7			10.9			14.7			21			29			41
1500	6.0	250	22	264.01	13.9	31	364.01	19.6	42	260.9	26.5	60	251.90	38	83	257.04	52	117	257.04	74
1000	4.0				9.3			13.0			17.7			25			35			49
750	3.0				6.9			9.8			13.2			19			26			37
1500	5.4	280	22	305.86	12.4	31	305.86	17.5	42	302.26	23.7	60	291.84	34	83	297.79	47	117	297.79	66
1000	3.6				8.3			11.6			15.8			23			31			44
750	2.7				6.2			8.7			11.8			17			23			33
1500	5.4	280	22	295.21	13.5	31	295.21	17.6	42	295.82	24	60	285.62	34	83	287.42	47	117	287.42	67
1000	3.6				8.3			12			16			23			31			44
750	2.7				6.3			8.8			12			17			24			33
1500	4.8	315	22	333.68	11	31	333.68	16	42	332.46	21	60	320.99	30	83	324.88	42	117	324.88	59
1000	3.2				7.4			10.5			14			20			28			39
750	2.4				5.6			7.8			11			15			21			30
1500	4.2	355	22	386.58	10	31	386.58	14	42	382.03	19	60	368.86	27	83	376.39	37	117	376.39	53
1000	2.8				6.7			9.3			13			18			25			35
750	2.1				5			7			9			13			19			26
1500	3.8	400	22	401.07	8.8	31	401.07	12.4	42	399.60	17	60	385.82	24	83	390.49	33	117	390.49	47
1000	2.5				5.8			8.2			11			16			22			31
750	1.9				4.4			6.2			8			12			17			23
1500	3.3	450	22	464.65	7.8	31	464.65	11	42	459.18	15	60	443.35	21	83	452.4	29	117	452.4	41
1000	2.2				5.2			7.3			10			14			20			28
750	1.7				3.4			5.5			7.4			11			15			21
1500	3.0	500	22	510.01	7	31	510.01	10	42	508.15	13.4	60	490.62	19	83	496.56	26	117	496.56	37
1000	2.0				4.7			6.6			8.9			13			18			25
750	1.5				3.5			5			6.7			10			13			19
1500	2.7	560	22	590.87	6.3	31	590.87	8.8	42	583.92	12	60	563.78	17	83	575.29	24	117	575.29	33
1000	1.8				4.2			6			8			11			16			22
750	1.3				3.1			4.4			6			9			12			17
1500	2.4	630	22	645.65	5.6	31	645.65	7.8	42	643.29	10.6	60	621.11	15	83	628.63	21	117	628.63	30
1000	1.6				3.7			5.2			7			10			14			20
750	1.2				2.8			3.9			5.3			8			10			15
1500	2.1	710	22	748.01	4.5	31	748.01	7	42	739.21	9.4	60	713.72	13	83	728.29	19	117	728.29	26
1000	1.4				3.3			4.5			6.3			9			12			18
750	1.1				2.5			3.5			4.7			7			9			13
1500	1.9	800	22	807.55	4.4	31	807.55	6.2	42	798.04	8.4	60	770.53	12	83	786.25	17	117	786.25	23
1000	1.3				2.9			4.1			5.6			8			11			16
750	0.9				2.2			3.1			4.2			6			8			12
1500	1.7	900	22	935.57	3.4	31	935.57	5.5	42	924.56	7.4	60	892.68	11	83	910.90	15	117	910.90	21
1000	1.1				2.6			3.7			5			7			10			14
750	0.8				1.9			2.7			3.7			5			7			10



P3-16			P3-17			P3-18			P3-19			P3-20			P3-21			i _N	n _{2N} (r/min)	n ₁ (r/min)
T _{2N} (kN·m)	i _{ex}	P _{1N} (kW)	T _{2N} (kN·m)	i _{ex}	P _{1N} (kW)	T _{2N} (kN·m)	i _{ex}	P _{1N} (kW)	T _{2N} (kN·m)	i _{ex}	P _{1N} (kW)	T _{2N} (kN·m)	i _{ex}	P _{1N} (kW)	T _{2N} (kN·m)	i _{ex}	P _{1N} (kW)			
160	143.08	180	202	143.08	228	244	142.94	275	295	152.47	332	354	152.47	399	392	152.17	442	140	10.7	1500
		120			152			183			222			266			294		7.1	1000
		90			114			137			166			199			221		5.4	750
160	161.73	158	202	161.73	199	244	161.57	241	295	172.34	291	354	172.34	349	392	172.34	386	160	9.4	1500
		105			133			160			194			233			258		6.3	1000
		79			100			120			145			174			193		4.7	750
160	187.37	140	202	187.37	177	244	187.19	214	295	199.66	258	354	199.66	310	392	199.66	343	180	8.3	1500
		93			118			143			172			207			229		5.6	1000
		70			88			107			129			155			172		4.2	750
160	204.45	126	202	204.45	159	244	204.88	192	295	218.54	233	354	218.54	279	392	218.54	309	200	7.5	1500
		84			106			128			155			186			206		5.0	1000
		63			80			96			116			140			155		3.8	750
160	225.98	112	202	225.98	142	244	227.41	171	295	242.57	207	354	242.57	248	392	242.57	275	225	6.7	1500
		75			94			114			138			165			183		4.4	1000
		56			71			86			103			124			137		3.3	750
160	253.97	101	202	253.97	127	244	257.04	154	295	274.18	186	354	274.18	223	392	274.18	247	250	6.0	1500
		67			85			103			124			149			165		4.0	1000
		50			64			77			93			112			124		3.0	750
160	291.84	90	202	291.84	114	244	297.79	137	295	317.65	166	354	317.65	199	392	317.65	221	280	5.4	1500
		60			76			92			111			133			147		3.6	1000
		45			57			69			83			100			110		2.7	750
160	268.53	91	202	268.53	115	244	283.53	139	295	302.43	168	354	302.43	202	392	302.43	223	280	5.4	1500
		61			77			93			112			134			149		3.6	1000
		46			57			69			84			101			112		2.7	750
160	303.53	81	202	303.53	102	244	320.48	123	295	341.48	149	354	341.48	179	392	341.48	198	315	4.8	1500
		54			68			82			100			119			132		3.2	1000
		40			51			62			75			90			99		2.4	750
160	351.65	72	202	351.65	91	244	371.29	110	295	396.04	132	354	396.04	159	392	396.04	176	355	4.2	1500
		48			60			73			88			106			117		2.8	1000
		36			45			55			66			79			88		2.1	750
160	396.27	64	202	396.27	80	244	388.27	97	295	414.16	118	354	414.16	141	392	414.16	156	400	3.8	1500
		43			54			65			78			94			104		2.5	1000
		32			40			49			59			71			78		1.9	750
160	459.1	57	202	459.1	72	244	449.83	86	295	479.82	104	354	479.82	125	392	479.82	139	450	3.3	1500
		38			48			58			70			84			93		2.2	1000
		28			36			43			52			63			69		1.7	750
160	508.18	51	202	508.18	64	244	510.30	78	295	544.32	94	354	544.32	113	392	544.32	125	500	3.0	1500
		34			43			52			63			75			83		2.0	1000
		26			32			39			47			56			62		1.5	750
160	588.75	46	202	588.75	57	244	591.20	69	295	630.61	84	354	630.61	101	392	630.61	112	560	2.7	1500
		30			38			46			56			67			74		1.8	1000
		23			29			35			42			50			56		1.3	750
160	623.03	40	202	623.03	51	244	621.23	62	295	662.65	75	354	662.65	90	392	662.65	99	630	2.4	1500
		27			34			41			50			60			66		1.6	1000
		20			26			31			37			45			50		1.2	750
160	721.81	36	202	721.81	45	244	719.72	55	295	767.70	66	354	767.70	79	392	767.70	88	710	2.1	1500
		24			30			37			44			53			59		1.4	1000
		18			23			27			33			40			44		1.1	750
160	776.02	32	202	776.02	40	244	771.13	49	295	822.54	59	354	822.54	71	392	822.54	78	800	1.9	1500
		21			27			32			39			47			52		1.3	1000
		16			20			24			29			35			39		0.9	750
160	891.73	28	202	891.73	36	244	893.38	43	295	952.94	52	354	952.94	63	392	952.94	69	900	1.7	1500
		19			24			29			35			42			46		1.1	1000
		14			18			22			26			31			35		0.8	750



P3N和P3S传动能力表: (i=140~900)

P3N & P3S transmission capacity table: (i=140~900)

n ₁ (r/min)	n _{2N} (r/min)	i _N	P3-22			P3-23			P3-24			P3-25			P3-26			P3-27		
			T _{2N} (kN·m)	i _{ex}	P _{1N} (kW)	T _{2N} (kN·m)	i _{ex}	P _{1N} (kW)	T _{2N} (kN·m)	i _{ex}	P _{1N} (kW)	T _{2N} (kN·m)	i _{ex}	P _{1N} (kW)	T _{2N} (kN·m)	i _{ex}	P _{1N} (kW)	T _{2N} (kN·m)	i _{ex}	P _{1N} (kW)
1500	10.7	140	450	152.17	507	513	152.79	578	592	152.79	667	684	152.79	711	763	152.79	860	852	152.47	■
1000	7.1				338			385			445			514			573			640
750	5.4				253			289			333			385			430			480
1500	9.4	160	450	172.34	444	513	171.71	506	592	171.71	584	684	171.71	674	763	171.71	752	852	172.34	■
1000	6.3				296			337			389			450			501			560
750	4.7				222			253			292			337			376			420
1500	8.3	180	450	199.66	394	513	187.32	450	592	187.32	519	684	197.32	599	763	197.32	669	852	199.66	■
1000	5.6				263			300			346			400			446			498
750	4.2				197			225			259			300			334			373
1500	7.5	200	450	218.54	355	513	215.97	405	592	215.97	467	684	215.97	539	763	215.97	602	852	218.54	■
1000	5.0				237			270			311			360			401			448
750	3.8				177			202			233			270			301			336
1500	6.7	225	460	242.57	315	513	239.71	360	592	239.71	415	684	239.71	479	763	239.71	535	82	242.57	■
1000	4.4				210			240			277			320			357			398
750	3.3				158			180			207			240			267			299
1500	6.0	250	450	274.18	284	513	270.95	324	592	270.95	373	684	270.95	432	763	270.95	481	852	274.18	■
1000	4.0				189			216			249			288			321			358
750	3.0				142			162			187			216			241			269
1500	5.4	280	450	317.65	253	513	313.91	289	592	313.91	333	684	313.91	385	763	313.91	430	852	317.65	■
1000	3.6				169			193			222			257			287			320
750	2.7				127			144			167			193			215			240
1500	5.4	280	450	302.43	256	513	295.28	292	592	295.28	337	684	295.28	389	763	295.28	434	852	296.01	■
1000	3.6				171			195			225			260			290			323
750	2.7				128			146			168			195			217			242
1500	4.8	315	450	341.48	228	513	331.86	260	592	331.86	300	684	331.86	346	763	331.86	386	852	334.59	■
1000	3.2				152			173			200			231			257			287
750	2.4				114			130			150			173			193			216
1500	4.2	355	450	396.04	202	513	381.34	230	592	381.34	266	684	381.34	307	763	381.34	343	852	387.63	■
1000	2.8				135			154			177			205			228			255
750	2.1				101			115			133			154			171			191
1500	3.8	400	450	414.16	179	513	426.24	204	592	426.24	236	684	426.24	273	763	426.24	304	852	416.52	■
1000	2.5				120			136			157			182			203			226
750	1.9				90			102			118			136			152			170
1500	3.3	450	450	479.82	159	513	489.8	182	592	489.8	210	684	489.8	242	763	489.8	270	852	482.56	■
1000	2.2				106			121			140			162			180			201
750	1.7				80			91			105			121			135			151
1500	3.0	500	450	544.32	143	513	546.62	164	592	546.62	189	684	546.6	218	763	546.6	243	852	545.35	■
1000	2.0				96			109			126			145			162			181
750	1.5				72			82			94			109			122			136
1500	2.7	560	450	630.61	128	513	628.12	146	592	628.12	168	684	628.12	195	763	628.12	217	852	631.81	■
1000	1.8				85			97			112			130			145			162
750	1.3				64			73			84			97			109			121
1500	2.4	630	450	662.65	114	513	670.15	130	592	670.15	150	684	670.15	173	763	670.15	193	852	662.65	■
1000	1.6				76			87			100			115			129			144
750	1.2				57			65			75			87			97			108
1500	2.1	710	450	767.70	101	513	770.08	115	592	770.08	133	684	770.08	154	763	770.08	171	852	767.70	■
1000	1.4				67			77			89			102			114			128
750	1.1				51			58			66			77			86			96
1500	1.9	800	450	822.54	90	513	829.8	102	592	829.8	118	684	829.8	136	763	829.8	152	852	822.54	■
1000	1.3				60			68			79			91			110			113
750	0.9				45			51			59			68			76			85
1500	1.7	900	450	952.94	80	513	961.35	91	592	961.35	105	684	961.35	121	763	961.35	135	852	952.94	■
1000	1.1				53			61			70			81			90			101
750	0.8				40			45			52			61			68			75



P系列传动能力表
P Series Transmission Capacity Table

P3-28			P3-29			P3-30			P3-31			P3-32			P3-33			P3-34			i _N	n _{2N} (r/min)	n ₁ (r/min)
T _{2N} (kN·m)	i _{ex}	P _{1N} (kW)	T _{2N} (kN·m)	i _{ex}	P _{1N} (kW)	T _{2N} (kN·m)	i _{ex}	P _{1N} (kW)	T _{2N} (kN·m)	i _{ex}	P _{1N} (kW)	T _{2N} (kN·m)	i _{ex}	P _{1N} (kW)	T _{2N} (kN·m)	i _{ex}	P _{1N} (kW)	T _{2N} (kN·m)	i _{ex}	P _{1N} (kW)			
950	152.47	714	1060	152.47	796	1200	152.47	901	1330	152.79	999	1500	152.79	1127	1680	153.90	1262	1920	153.90	1442	140	10.7	1500
		535			597			676			749			845			946			1082		7.1	1000
950	172.34	624	1060	172.34	697	1200	172.34	789	1330	171.71	874	1500	171.71	986	1680	173.96	1104	1920	173.96	1262	160	9.4	1500
		468			522			591			656			739			828			946		6.3	1000
950	199.66	555	1060	199.66	619	1200	199.66	701	1330	197.32	777	1500	197.32	876	1680	201.54	981	1920	201.54	1122	180	8.3	1500
		416			464			526			583			657			736			841		5.6	1000
950	218.54	499	1060	218.54	557	1200	218.54	631	1330	215.97	699	1500	215.97	789	1680	219.91	883	1920	219.91	1009	200	7.5	1500
		375			418			473			524			591			662			757		5.0	1000
950	242.57	666	1060	242.57	743	1200	242.57	841	1330	239.71	932	1500	239.71	1051	1680	243.07	1178	1920	243.07	1346	225	6.7	1500
		444			495			561			622			701			785			897		4.4	1000
		333			372			421			466			526			589			673		3.3	750
950	274.18	599	1060	274.18	669	1200	274.18	757	1330	270.95	839	1500	270.95	946	1680	273.18	1060	1920	273.18	1211	250	6.0	1500
		400			446			505			559			631			707			808		4.0	1000
		300			334			379			420			473			530			606		3.0	750
950	317.65	535	1060	317.65	597	1200	317.65	676	1330	313.91	749	1500	313.91	845	1680	313.91	946	1920	313.91	1082	280	5.4	1500
		357			398			451			499			563			631			721		3.6	1000
		268			299			338			375			422			473			541		2.7	750
950	296.01	541	1060	296.01	603	1200	296.01	683	1330	300.72	757	1500	300.72	854	1680	292.05	956	1920	292.05	1093	280	5.4	1500
		361			402			455			505			569			638			729		3.6	1000
		270			302			342			379			427			478			546		2.7	750
950	334.59	481	1060	334.59	536	1200	334.59	607	1330	337.97	673	1500	337.97	759	1680	330.11	850	1920	330.11	971	315	4.8	1500
		320			358			405			449			506			567			648		3.2	1000
		240			268			304			336			379			425			486		2.4	750
950	387.63	427	1060	387.63	476	1200	387.63	539	1330	388.37	597	1500	388.37	673	1680	382.45	754	1920	382.45	862	355	4.2	1500
		284			317			359			398			449			503			575		2.8	1000
		213			238			269			299			337			377			431		2.1	750
950	416.52	379	1060	416.52	422	1200	416.52	478	1330	426.24	530	1500	426.24	598	1680	417.18	669	1920	417.18	765	400	3.8	1500
		252			282			319			353			398			446			510		2.5	1000
		189			211			239			265			299			335			383		1.9	750
950	482.56	336	1060	482.56	375	1200	482.56	425	1330	489.80	471	1500	489.80	531	1680	483.31	595	1920	483.31	680	450	3.3	1500
		224			250			283			314			354			397			453		2.2	1000
		168			188			213			236			266			298			340		1.7	750
950	545.35	303	1060	545.35	338	1200	545.35	383	1330	546.60	424	1500	546.60	478	1680	535.90	536	1920	535.90	612	500	3.0	1500
		202			225			255			283			319			357			408		2.0	1000
		151			169			191			212			239			268			306		1.5	750
950	631.81	270	1060	631.81	302	1200	631.81	342	1330	628.12	379	1500	628.12	427	1680	620.86	478	1920	620.86	546	560	2.7	1500
		180			201			228			252			285			319			364		1.8	1000
		135			151			171			189			213			239			273		1.3	750
950	662.65	240	1060	662.65	268	1200	662.65	304	1330	670.15	336	1500	670.15	379	1680	657.74	425	1920	657.74	486	630	2.4	1500
		160			179			202			224			253			283			324		1.6	1000
		120			134			152			168			190			213			243		1.2	750
950	767.70	213	1060	767.70	238	1200	767.70	269	1330	770.08	299	1500	770.08	337	1680	762.02	377	1920	762.02	431	710	2.1	1500
		142			159			180			199			226			251			287		1.4	1000
		107			119			135			149			168			189			215		1.1	750
950	822.54	189	1060	822.54	211	1200	822.54	239	1330	827.92	265	1500	827.92	299	1680	819.53	335	1920	819.53	383	800	1.9	1500
		126			141			159			177			199			223			255		1.3	1000
		95			106			120			132			149			167			191		0.9	750
950	952.94	168	1060	952.94	188	1200	952.94	213	1330	959.17	236	1500	959.17	266	1680	941.73	298	1920	941.73	340	900	1.7	1500
		112			125			142			157			177			198			227		1.1	1000
		84			94			106			118			133			149			170		0.8	750



P2L传动能力表: (i=31.5~100)

P2L transmission capacity table: (i=31.5~100)

n ₁ (r/min)	n _{2N} (r/min)	i _N	P2-9			P2-10			P2-11			P2-12			P2-13		
			T _{2N} (kN·m)	i _{ex}	P _{1N} (kW)	T _{2N} (kN·m)	i _{ex}	P _{1N} (kW)	T _{2N} (kN·m)	i _{ex}	P _{1N} (kW)	T _{2N} (kN·m)	i _{ex}	P _{1N} (kW)	T _{2N} (kN·m)	i _{ex}	P _{1N} (kW)
1500	47.6	31.5	22	32.5353	111	31	32.5353	156	42	32.8413	212	60	31.7089	302	83	31.6775	418
1000	31.7				74			104			141			202			279
750	23.8				55			78			106			151			209
1500	42.3	35.5	22	35.6114	98	31	35.6114	139	42	35.8344	188	60	34.5987	268	83	34.6723	345
1000	28.2				66			92			125			179			247
750	21.1				49			69			94			134			173
1500	37.5	40	22	39.5264	87	31	39.5264	123	42	39.6083	167	60	38.2424	238	83	38.4842	306
1000	25.0				58			82			111			159			204
750	18.8				44			62			83			119			153
1500	33.3	45	22	43.882	78	31	43.882	109	42	43.4177	148	60	41.9206	212	83	42.1856	293
1000	22.2				52			73			99			141			195
750	16.7				39			55			74			106			146
1500	30.0	50	22	50.4204	70	31	50.4204	98	42	50.5248	133	60	48.7826	191	83	49.0910	264
1000	20.0				47			66			89			127			176
750	15.0				35			49			67			95			132
1500	26.8	56	22	55.7278	62	31	55.7278	88	42	55.8432	119	60	53.9176	170	83	54.2585	235
1000	17.9				42			59			79			113			157
750	13.4				31			44			60			85			118
1500	23.8	63	22	60.4521	55	31	60.4521	78	42	60.5773	106	60	58.4884	151	83	62.3263	209
1000	15.9				37			52			71			101			139
750	11.9				28			39			53			76			105
1500	21.1	71	22	69.6115	49	31	69.6115	69	42	69.7557	94	60	67.3503	134	83	67.7761	186
1000	14.1				33			46			63			89			124
750	10.6				25			35			47			67			93
1500	18.8	80	22	79.0528	44	31	79.0528	62	42	79.9667	83	60	77.2092	119	83	77.6973	165
1000	12.5				29			41			56			79			110
750	9.4				22			31			42			60			82
1500	16.7	90	22	86.2394	39	31	86.2394	55	42	86.418	74	60	83.438	106	83	83.9656	146
1000	11.1				26			36			49			71			98
750	8.3				19			27			37			53			73
1500	15.0	100	22	98.2172	35	31	98.2172	49	42	98.4205	67	60	95.0266	95	83	95.6275	132
1000	10.0				23			33			44			64			88
750	7.5				17			25			33			48			66



P2-14			P2-16			P2-17			P2-18			P2-19			i _N	n _{2N} (r/min)	n ₁ (r/min)
T _{2N} (kN·m)	i _{ex}	P _{1N} (kW)	T _{2N} (kN·m)	i _{ex}	P _{1N} (kW)	T _{2N} (kN·m)	i _{ex}	P _{1N} (kW)	T _{2N} (kN·m)	i _{ex}	P _{1N} (kW)	T _{2N} (kN·m)	i _{ex}	P _{1N} (kW)			
117	31.6775	510	160	31.4135	806	202	31.4135	865	244	31.4286	1230	295	33.5237	1487	31.5	47.6	1500
		340			538			577			820			991		31.7	1000
		255			403			433			615			743		23.8	750
117	34.6723	487	160	34.3835	716	202	34.3835	858	244	34.3999	1091	295	36.6933	1319	35.5	42.3	1500
		324			477			572			728			880		28.2	1000
		243			358			429			546			660		21.1	750
117	38.4842	432	160	38.1635	635	202	38.1635	802	244	38.1819	969	295	40.7272	1171	40	37.5	1500
		288			423			535			646			781		25.0	1000
		216			318			401			484			585		18.8	750
117	42.1856	413	160	41.834	565	202	41.834	713	244	43.149	861	295	46.0254	1041	45	33.3	1500
		275			376			475			574			694		22.2	1000
		206			282			356			430			520		16.7	750
117	49.091	372	160	48.6818	508	202	48.6818	641	244	49.091	775	295	52.3636	937	50	30.0	1500
		248			339			428			517			625		20.0	1000
		186			254			321			387			468		15.0	750
117	54.2585	332	160	53.8063	454	202	53.8063	573	244	54.8664	692	295	58.524	836	56	26.8	1500
		221			302			382			461			558		17.9	1000
		166			227			286			346			418		13.4	750
117	62.3263	295	160	61.8069	403	202	61.8069	509	244	62.3263	615	295	66.4812	743	63	23.8	1500
		197			269			339			410			496		15.9	1000
		147			202			255			307			372		11.9	750
117	67.7761	262	160	67.2113	358	202	67.2113	452	244	67.7761	546	295	72.2943	660	71	21.1	1500
		174			239			301			364			440		14.1	1000
		131			179			226			273			330		10.6	750
117	77.6973	232	160	77.0498	318	202	77.0498	401	244	77.6973	484	295	82.8769	585	80	18.8	1500
		155			212			267			323			390		12.5	1000
		116			159			200			242			293		9.4	750
117	83.9656	206	160	83.2658	282	202	83.2658	356	244	83.9656	430	295	89.563	520	90	16.7	1500
		138			188			238			287			347		11.1	1000
		103			141			178			215			260		8.3	750
117	95.6275	186	160	94.8305	254	202	94.8305	321	244	95.6275	387	295	102.0023	468	100	15.0	1500
		124			169			214			258			312		10.0	1000
		93			127			160			194			234		7.5	750

注: 必需采用强制润滑。

Note: Forced lubrication required.



P2L传动能力表: (i=31.5~100)

P2L transmission capacity table: (i=31.5~100)

n ₁ (r/min)	n _{2N} (r/min)	i _N	P2-20			P2-21			P2-22			P2-23			P2-24			P2-25		
			T _{2N} (kN·m)	i _{ex}	P _{1N} (kW)	T _{2N} (kN·m)	i _{ex}	P _{1N} (kW)	T _{2N} (kN·m)	i _{ex}	P _{1N} (kW)	T _{2N} (kN·m)	i _{ex}	P _{1N} (kW)	T _{2N} (kN·m)	i _{ex}	P _{1N} (kW)	T _{2N} (kN·m)	i _{ex}	P _{1N} (kW)
1500	47.6	31.5	354	33.5237	1517	392	33.5237	1976	450	33.5237	2268	513	33.8391	1724	592	33.8391	1989	684	33.8391	2298
1000	31.7				1011			1317			1512			1724			1989			2298
750	23.8				758			988			1134			1293			1492			1724
1500	42.3	35.5	354	36.6933	1504	392	36.6933	1753	450	36.6933	2013	513	36.9231	1530	592	36.9231	1712	684	36.9231	2040
1000	28.2				1003			1169			1342			1530			1712			2040
750	21.1				752			877			1006			1147			1284			1530
1500	37.5	40	354	40.7272	1405	392	40.7272	1556	450	40.7272	1786	513	40.8116	1358	592	40.8116	1567	684	40.8116	1810
1000	25.0				937			1037			1191			1358			1567			1810
750	18.8				703			778			883			1018			1175			1358
1500	33.3	45	354	46.0254	1249	392	46.0254	1383	450	46.0254	1588	513	46.1208	1207	592	46.1208	1393	684	46.1208	1609
1000	22.2				833			922			1059			1207			1393			1609
750	16.7				625			692			794			905			1044			1207
1500	30.0	50	354	52.3636	1124	392	52.3636	1245	450	52.3636	1429	513	52.472	1086	592	52.472	1253	684	52.1365	1448
1000	20.0				749			830			953			1086			1253			1448
750	15.0				562			622			714			815			940			1086
1500	26.8	56	354	58.524	1004	392	58.524	1111	450	58.524	1276	513	58.6452	970	592	58.6452	1119	684	58.6452	1293
1000	17.9				669			741			851			970			1119			1293
750	13.4				502			556			638			727			839			970
1500	23.8	63	354	66.4812	892	392	66.4812	988	450	66.4812	1134	513	66.6189	862	592	66.6189	995	684	66.6189	1149
1000	15.9				595			659			756			862			995			1149
750	11.9				446			494			567			646			746			862
1500	21.1	71	354	72.2943	792	392	72.2943	877	450	72.2943	1006	513	72.4441	765	592	72.4441	883	684	72.4441	1020
1000	14.1				528			584			671			765			883			1020
750	10.6				396			438			503			574			662			765
1500	18.8	80	354	82.8769	703	392	82.8769	778	450	82.8769	893	513	83.0486	679	592	83.0486	783	684	83.0486	905
1000	12.5				468			519			595			679			783			905
750	9.4				351			389			447			509			587			679
1500	16.7	90	354	89.563	625	392	89.563	692	450	89.563	794	513	89.7486	603	592	89.7486	696	684	89.7486	804
1000	11.1				416			461			529			603			696			804
750	8.3				312			346			397			453			522			603
1500	15.0	100	354	102.0023	562	392	102.0023	622	450	102.0023	714	513	102.2136	543	592	102.2136	627	684	102.2136	724
1000	10.0				375			415			476			543			627			724
750	7.5				281			311			357			407			470			543

注: 必需采用强制润滑。

Note: Forced lubrication required.



P2-26			P2-27			P2-28			P2-29			P2-30			P2-31 ~ P2-34			i _N	n _{2N} (r/min)	n ₁ (r/min)														
T _{2N} (kN·m)	i _{ex}	P _{1N} (kW)	T _{2N} (kN·m)	i _{ex}	P _{1N} (kW)	T _{2N} (kN·m)	i _{ex}	P _{1N} (kW)	T _{2N} (kN·m)	i _{ex}	P _{1N} (kW)	T _{2N} (kN·m)	i _{ex}	P _{1N} (kW)	T _{2N} (kN·m)	i _{ex}	P _{1N} (kW)																	
763	33.8391	2564	852	33.5237	2863	950	33.5237	2937	1060	33.5237		1200	33.5237					31.5	47.6	1500														
		1923			2147			2203																										
763	36.9231	2275	852	36.6933	2540	950	36.6933	2833	1060	36.6933		1200	36.6933					35.5	42.3	1500														
		1706			1905			2124																										
763	40.8116	2019	852	40.7272	2255	950	40.7272	2514	1060	40.7272		1200	40.7272					40	37.5	1500														
		1514			1691			1885																										
763	46.1208	1795	852	46.0254	2004	950	46.0254	2235	1060	46.0254		1200	46.0254					45	33.3	1500														
		1346			1503			1676											1870	2117														
763	52.1365	1615	852	52.0288	1804	950	52.0288	2011	1060	52.0288		1200	52.0288					50	30.0	1500														
		1211			1353			1508											1683	1905	按客户要求供货 On request.													
763	58.6452	1442	852	58.524	1610	950	58.524	1796	1060	58.524	2004	1200	58.524	2268				56	26.8	1500														
		1082			1208			1347											1503	1701														
763	66.6189	1923	852	66.4812	2147	950	66.4812	2394	1060	66.4812	1781	1200	66.4812	2016				63	23.8	1500														
		1282			1432			1596											1781	1336	1512													
		961			1074			1197											1336	1512														
763	72.4441	1706	852	72.2943	1905	950	72.2943	2124	1060	72.2943	1580	1200	72.2943	1789				71	21.1	1500														
		1138			1270			1416											1580	1185	1342													
		853			953			1062											1185	1342														
763	83.0486	1514	852	82.8769	1691	950	82.8769	1885	1060	82.8769	1403	1200	82.8769	1588				80	18.8	1500														
		1010			1127			1257											1403	1052	1191													
		757			845			943											1052	1191														
763	89.7486	1346	852	89.563	1503	950	89.563	1676	1060	89.563	1870	1200	89.563	2117				90	16.7	1500														
		897			1002			1117											1247	935	1059													
		673			752			838											935	1059														
763	102.2136	1211	852	102.0023	1353	950	102.0023	1508	1060	102.0023	1683	1200	102.0023	1905				100	15.0	1500														
		808			902			1006											1122	842	953													
		606			676			754											842	953														

注: 必需采用强制润滑。

Note: Forced lubrication required.



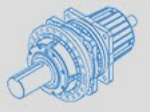
P2K传动能力表: (i=112~560)

P2K transmission capacity table: (i=112 ~560)

n ₁ (r/min)	n _{2N} (r/min)	i _N	P2-9			P2-10			P2-11			P2-12			P2-13			P2-14		
			T _{2N} (kN·m)	i _{ex}	P _{1N} (kW)	T _{2N} (kN·m)	i _{ex}	P _{1N} (kW)	T _{2N} (kN·m)	i _{ex}	P _{1N} (kW)	T _{2N} (kN·m)	i _{ex}	P _{1N} (kW)	T _{2N} (kN·m)	i _{ex}	P _{1N} (kW)	T _{2N} (kN·m)	i _{ex}	P _{1N} (kW)
1500	13.4	112	22	111.25	30.9	31	111.25	43.6	42	111.83	59.0	60	107.97	84	83	107.97	117	117	107.76	164
1000	8.9				20.6			29.0			39.4			56			78			110
750	6.7				15.5			21.8			29.5			42			58			82
1500	12.0	125	22	125.75	27.7	31	125.75	39.0	42	125.68	52.9	60	121.35	76	83	121.8	105	117	121.8	147
1000	8.0				18.5			26.0			35.3			50			70			98
750	6.0				13.9			19.5			26.4			38			52			74
1500	10.7	140	22	145.69	24.7	31	145.69	34.9	42	144.42	47.2	60	139.44	67	83	141.11	93	117	141.11	132
1000	7.1				16.5			23.2			31.5			45			62			88
750	5.4				12.4			17.4			23.6			34			47			66
1500	9.4	160	22	157.28	21.6	31	157.28	30.5	42	155.27	41.3	60	149.91	59	83	151.19	82	117	151.19	115
1000	6.3				14.4			20.3			27.5			39			54			77
750	4.7				10.8			15.3			20.7			30			41			58
1500	8.3	180	22	175.77	19.2	31	175.77	27.1	42	173.52	36.7	60	167.54	52	83	167.85	73	117	167.85	102
1000	5.6				12.8			18.1			24.5			35			48			68
750	4.2				9.6			13.6			18.4			26			36			51
1500	7.5	200	22	203.53	17.3	31	203.53	24.4	42	200.92	33.1	60	193.99	47	83	192.86	65	117	192.86	92
1000	5.0				11.5			16.3			22.0			31			44			61
750	3.8				8.7			12.2			16.5			24			33			46
1500	6.7	225	22	223.22	15.4	31	223.22	21.7	42	220.36	29.4	60	212.76	42	83	213.16	58	117	213.16	82
1000	4.4				10.3			14.5			19.6			28			39			55
750	3.3				7.7			10.8			14.7			21			29			41
1500	6.0	250	22	242.15	13.9	31	242.15	19.5	42	239.04	26.4	60	230.8	38	83	231.23	52	117	231.23	74
1000	4.0				9.2			13.0			17.6			25			35			49
750	3.0				6.9			9.8			13.2			19			26			37
1500	5.4	280	22	278.84	12.4	31	278.84	17.4	42	275.26	23.6	60	265.77	34	83	266.26	47	117	266.26	66
1000	3.6				8.2			11.6			15.7			22			31			44
750	2.7				6.2			8.7			11.8			17			23			33
1500	4.7	320	22	316.65	10.8	31	316.65	15.3	42	312.6	20.7	60	301.82	30	83	302.38	41	117	302.38	58
1000	3.1				7.2			10.2			13.8			20			27			38
750	2.3				5.4			7.6			10.3			15			20			29
1500	4.2	360	22	345.44	9.6	31	345.44	13.6	42	341.01	18.4	60	329.25	26	83	329.86	36	117	329.86	51
1000	2.8				6.4			9.0			12.2			17			24			34
750	2.1				4.8			6.8			9.2			13			18			26
1500	3.8	400	22	393.42	8.7	31	393.42	12.2	42	388.38	16.5	60	374.98	24	83	375.68	33	117	375.68	46
1000	2.5				5.8			8.1			11.0			16			22			31
750	1.9				4.3			6.1			8.3			12			16			23
1500	3.3	450	22	442.27	7.7	31	442.27	10.8	42	436.6	14.7	60	421.54	21	83	422.33	29	117	422.33	41
1000	2.2				5.1			7.2			9.8			14			19			27
750	1.7				3.8			5.4			7.3			10			15			20
1500	3.0	500	22	487.63	6.9	31	487.63	9.8	42	481.38	13.2	60	464.78	19	83	465.64	26	117	465.64	37
1000	2.0				4.6			6.5			8.8			13			17			25
750	1.5				3.5			4.9			6.6			9			13			18
1500	2.7	560	按客户要求供货																	
1000	1.8		On request																	
750	1.3		On request																	



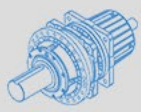
P2-16			P2-17			P2-18			P2-19			P2-20			i_N	n_{2N} (r/min)	n_1 (r/min)
T_{2N} (kN·m)	i_{ex}	P_{1N} (kW)	T_{2N} (kN·m)	i_{ex}	P_{1N} (kW)	T_{2N} (kN·m)	i_{ex}	P_{1N} (kW)	T_{2N} (kN·m)	i_{ex}	P_{1N} (kW)	T_{2N} (kN·m)	i_{ex}	P_{1N} (kW)			
160	108.47	225	202	108.47	284	244	107.76	343	295	114.94	415	354	114.94	498	112	13.4	1500
		150			189			229			276			332		8.9	1000
		112			142			171			207			249		6.7	750
160	122.6	201	202	122.6	254	244	121.8	307	295	129.92	372	354	129.92	446	125	12.0	1500
		134			170			205			248			297		8.0	1000
		101			127			154			186			223		6.0	750
160	142.04	180	202	144.04	227	244	141.11	274	295	150.52	332	354	150.52	398	140	10.7	1500
		120			151			183			221			265		7.1	1000
		90			114			137			166			199		5.4	750
160	153.05	157	202	153.05	199	244	151.19	240	295	161.27	290	354	161.27	348	160	9.4	1500
		105			132			160			193			232		6.3	1000
		79			99			120			145			174		4.7	750
160	167.77	140	202	167.77	177	244	165.73	213	295	176.78	258	354	176.78	310	180	8.3	1500
		93			118			142			172			206		5.6	1000
		70			88			107			129			155		4.2	750
160	195.23	126	202	195.23	159	244	192.86	192	295	205.71	232	354	205.71	279	200	7.5	1500
		84			106			128			155			186		5.0	1000
		63			79			96			116			139		3.8	750
160	215.79	112	202	215.79	141	244	213.16	171	295	227.37	206	354	227.37	248	225	6.7	1500
		75			94			114			138			165		4.4	1000
		56			71			85			103			124		3.3	750
160	234.08	101	202	234.08	127	244	244.85	154	295	261.18	186	354	261.18	223	250	6.0	1500
		67			85			102			124			149		4.0	1000
		50			64			77			93			111		3.0	750
160	269.55	90	202	269.55	114	244	266.26	137	295	284.01	166	354	284.01	199	280	5.4	1500
		60			76			91			111			133		3.6	1000
		45			57			69			83			100		2.7	750
160	309	79	202	309	99	244	305.24	120	295	325.59	145	354	325.59	174	320	4.7	1500
		52			66			80			97			116		3.1	1000
		39			50			60			73			87		2.3	750
160	333.93	70	202	333.93	88	244	329.86	107	295	351.86	129	354	351.86	155	360	4.2	1500
		47			59			71			86			103		2.8	1000
		35			44			53			64			77		2.1	750
160	380.31	63	202	380.31	79	244	375.68	96	295	400.72	116	354	400.72	139	400	3.8	1500
		42			53			64			77			93		2.5	1000
		31			40			48			58			70		1.9	750
160	427.53	56	202	427.53	71	244	422.33	85	295	450.48	103	354	450.48	124	450	3.3	1500
		37			47			57			69			83		2.2	1000
		28			35			43			52			62		1.7	750
160	471.38	50	202	471.38	64	244	465.64	77	295	496.68	93	354	496.68	111	500	3.0	1500
		34			42			51			62			74		2.0	1000
		25			32			38			46			56		1.5	750
按客户要求供货 On request															560	2.7	1500
																1.8	1000
																1.3	750



P3K传动能力表：(i=560~4000)

P3K transmission capacity table: (i=560~4000)

n ₁ (r/min)	n _{2N} (r/min)	i _N	P3-9			P3-10			P3-11			P3-12			P3-13			
			T _{2N} (kN·m)	i _{ex}	P _{1N} (kW)	T _{2N} (kN·m)	i _{ex}	P _{1N} (kW)	T _{2N} (kN·m)	i _{ex}	P _{1N} (kW)	T _{2N} (kN·m)	i _{ex}	P _{1N} (kW)	T _{2N} (kN·m)	i _{ex}	P _{1N} (kW)	
1500	2.68	560	22	566.22	6.3	31	566.22	9	42	567.4	12	60	547.83	17	83	551.29	24	
1000	1.79				4.2			6			8			11			16	
750	1.34				3.1			4.4			6			9			12	
1500	2.38	630	22	640.02	5.6	31	640.02	7.8	42	637.68	11	60	615.69	15	83	623.14	21	
1000	1.59				3.7			5.2			7			10			14	
750	1.19				2.8			3.9			5			8			11	
1500	2.11	710	22	700.53	5.0	31	700.53	7	42	697.96	9	60	673.9	14	83	682.06	19	
1000	1.41				3.3			4.5			6			9			12	
750	1.06				2.5			3.5			5			7			9	
1500	1.88	800	22	777.54	4.4	31	777.54	6	42	774.7	8	60	747.98	12	83	757.04	17	
1000	1.25				2.9			4			6			8			11	
750	0.94				2.2			3			4			6			8	
1500	1.67	900	22	878.88	3.9	31	878.88	5.5	42	875.66	7.5	60	845.46	11	83	855.70	15	
1000	1.11				2.6			3.7			5			7			10	
750	0.83				2.0			2.7			3.7			5			7	
1500	1.50	1000	22	982.19	3.5	31	982.19	5	42	978.6	6.7	60	944.85	10	83	956.3	13	
1000	1.00				2.3			3.3			4.5			6			8	9
750	0.75				1.8			2.5			3.4			5			7	
1500	1.34	1120	22	1137.3	3.1	31	1137.3	4.4	42	1133.1	6	60	1094	9	83	1107.3	12	
1000	0.89				2.1			2.9			4			6			8	8
750	0.67				1.6			2.2			3			4.5			6	
1500	1.20	1250	22	1247.3	2.8	31	1247.3	4.0	42	1242.8	5.4	60	1199.9	8	83	1214.4	11	
1000	0.80				1.9			2.6			3.6			5			7	7
750	0.60				1.4			2.0			2.7			4			5	
1500	1.07	1400	22	1351.1	2.5	31	1351.1	3.5	42	1348.1	4.8	60	1301.6	7	83	1317.4	4.9	
1000	0.71				1.7			2.4			3.2			5			6	6
750	0.54				1.3			1.8			2.4			3.5			4.5	4.5
1500	0.94	1600	22	1558.1	2.2	31	1558.1	3.1	42	1552.4	4.2	60	1498.9	6	83	1517	8	
1000	0.63				1.5			2.1			2.8			4			6	6
750	0.47				1.1			1.5			2.1			3			4	4
1500	0.83	1800	22	1769.4	2.0	31	1769.4	2.8	42	1762.9	3.7	60	1702.1	5	83	1722.8	7	
1000	0.56				1.3			1.8			2.5			4			5	5
750	0.42				1.0			1.4			1.9			2.7			3.7	3.7
1500	0.75	2000	22	1930.3	1.8	31	1930.3	2.5	42	1923.2	3.4	60	1856.9	4.8	83	1879.4	6.6	
1000	0.50				1.2			1.7			2.2			3.2			4.4	4.4
750	0.38				0.9			1.2			1.7			2.4			3.3	3.3
1500	0.67	2240	22	2198.4	1.6	31	2198.4	2.2	42	2190.3	3.0	60	2114.8	4.3	83	2140.4	5.9	
1000	0.45				1.0			1.5			2.0			2.9			3.9	3.9
750	0.33				0.8			1.1			1.5			2.1			3.0	3.0
1500	0.60	2500	22	2471.3	1.4	31	2471.3	2.0	42	2462.3	2.7	60	2377.4	3.8	83	2406.1	5.3	
1000	0.40				0.9			1.3			1.8			2.6			3.5	3.5
750	0.30				0.7			1.0			1.3			1.9			2.7	2.7
1500	0.54	2800	22	2724.8	1.3	31	2724.8	1.8	42	2714.8	2.4	60	2621.2	3.4	83	2652.9	4.7	
1000	0.36				0.8			1.2			1.6			2.3			3.2	3.2
750	0.27				0.6			0.9			1.2			1.7			2.4	2.4
1500	0.48	3150	22	3105	1.1	31	3104.9	1.6	42	3093.6	2.1	60	2986.9	3.0	83	3023.1	4.2	
1000	0.32				0.7			1.0			1.4			2.0			2.8	2.8
750	0.24				0.6			0.8			1.1			1.5			2.1	2.1
1500	0.42	3550	22	3597.2	1.0	31	3597.2	1.4	42	3584.1	1.9	60	3460.5	2.7	83	3502.4	3.7	
1000	0.28				0.7			0.9			1.3			1.8			2.5	2.5
750	0.21				0.5			0.7			0.9			1.4			1.9	1.9
1500	0.38	4000	22	4167.5	0.9	31	4167.5	1.2	42	4118.5	1.7	60	3976.5	2.4	83	4057.6	3.3	
1000	0.25				0.6			0.8			1.1			1.6			2.2	2.2
750	0.19				0.4			0.6			0.8			1.2			1.7	1.7



P3-14			P3-16			P3-17			P3-18			P3-19			i _N	n _{2N} (r/min)	n ₁ (r/min)
T _{2N} (kN·m)	i _{ex}	P _{1N} (kW)	T _{2N} (kN·m)	i _{ex}	P _{1N} (kW)	T _{2N} (kN·m)	i _{ex}	P _{1N} (kW)	T _{2N} (kN·m)	i _{ex}	P _{1N} (kW)	T _{2N} (kN·m)	i _{ex}	P _{1N} (kW)			
117	551.29	33	160	551.25	46	202	551.25	58	244	544.28	70	295	580.56	84	560	2.68	1500
		22			30			38			46			56		1.79	1000
		17			23			29			35			42		1.34	750
117	623.14	30	160	623.09	41	202	623.09	51	244	615.21	62	295	656.22	75	630	2.38	1500
		20			27			34			41			50		1.59	1000
		15			20			26			31			37		1.19	750
117	682.06	26	160	679.88	36	202	679.88	45	244	673.37	55	295	718.27	66	710	2.11	1500
		18			24			30			37			44		1.41	1000
		13			18			23			27			33		1.06	750
117	757.04	23	160	751.48	32	202	751.48	40	244	747.4	49	295	797.23	59	800	1.88	1500
		16			21			27			32			39		1.25	1000
		12			16			20			24			29		0.94	750
117	855.70	21	160	844.56	28	202	844.56	36	244	844.81	43	295	901.13	52	900	1.67	1500
		14			19			24			29			35		1.11	1000
		10			14			18			22			26		0.83	750
117	956.3	19	160	943.84	26	202	943.84	32	244	937.9	39	295	1000.4	47	1000	1.50	1500
		12			17			22			26			31		1.00	1000
		9			13			16			19			24		0.75	750
117	1107.3	17	160	1092.4	23	202	1092.9	29	244	1077.6	35	295	1149.5	42	1120	1.34	1500
		11			15			19			23			28		0.89	1000
		8			11			14			17			21		0.67	750
117	1214.4	15	160	1198.6	20	202	1198.6	26	244	1191.1	31	295	1270.5	38	1250	1.20	1500
		10			14			17			21			25		0.80	1000
		7			10			13			16			19		0.60	750
117	1317.4	13	160	1300.2	18	202	1300.2	23	244	1292.1	28	295	1378.2	34	1400	1.07	1500
		9			12			15			19			22		0.71	1000
		7			9			12			14			17		0.54	750
117	1517	12	160	1497.3	16	202	1497.3	20	244	1487.8	24	295	1587	29	1600	0.94	1500
		8			11			13			16			20		0.63	1000
		6			8			10			12			15		0.47	750
117	1722.8	10	160	1700.3	14	202	1700.3	18	244	1689.6	22	295	1802.3	26	1800	0.83	1500
		7			9			12			14			17		0.56	1000
		5.2			7.1			9			11			13		0.42	750
117	1879.4	9.4	160	1854.9	12.8	202	1854.9	16	244	1843.2	19	295	1966.1	24	2000	0.75	1500
		6.2			8.5			11			13			16		0.50	1000
		4.7			6.4			8			10			12		0.38	750
117	2140.4	8.3	160	2112.5	11.4	202	2112.5	14	244	2099.2	17	295	2239.2	21	2240	0.67	1500
		5.6			7.6			10			12			14		0.45	1000
		4.2			5.7			7.2			8.7			10.5		0.33	750
117	2406.1	7.5	160	2374.8	10.2	202	2374.8	12.9	244	2359.9	16	295	2517.2	19	2500	0.60	1500
		5.0			6.8			8.6			10.4			12.6		0.40	1000
		3.7			5.1			6.5			7.8			9.4		0.30	750
117	2652.9	6.7	160	2618.4	9.1	202	2618.4	12	244	2601.9	14	295	2775.4	17	2800	0.54	1500
		4.5			6.1			7.7			9.3			11.2		0.36	1000
		3.3			4.6			5.8			7.0			8.4		0.27	750
117	3023.1	5.9	160	2983.8	8.1	202	2983.8	10.2	244	2965	12	295	3162.6	15	3150	0.48	1500
		4.0			5.4			6.8			8.3			10		0.32	1000
		3.0			4.1			5.1			6.2			7.5		0.24	750
117	3502.4	5.3	160	3428.7	7.2	202	3428.7	9.1	244	3435	11	295	3664	13	3550	0.42	1500
		3.5			4.8			6.1			7.3			8.9		0.28	1000
		2.6			3.6			4.5			5.5			6.6		0.21	750
117	4057.6	4.7	160	3972.2	6.4	202	3972.2	8.1	244	3979.6	9.7	295	4244.9	12	4000	0.38	1500
		3.1			4.3			5.4			6.5			7.9		0.25	1000
		2.3			3.2			4.0			4.9			5.9		0.19	750





P3K传动能力表: (i=560~4000)

P3K transmission capacity table: (i=560~4000)

n ₁ (r/min)	n _{2N} (r/min)	i _N	P3-20			P3-21			P3-22			P3-23			P3-24			P3-25		
			T _{2N} (kN·m)	i _{ex}	P _{1N} (kW)	T _{2N} (kN·m)	i _{ex}	P _{1N} (kW)	T _{2N} (kN·m)	i _{ex}	P _{1N} (kW)	T _{2N} (kN·m)	i _{ex}	P _{1N} (kW)	T _{2N} (kN·m)	i _{ex}	P _{1N} (kW)	T _{2N} (kN·m)	i _{ex}	P _{1N} (kW)
1500	2.68	560	354	580.56	101	392	580.56	112	450	580.56	128	513	593.88	146	592	593.88	169	684	593.88	195
1000	1.79				67			75			86			98			113			130
750	1.34				51			56			64			73			84			98
1500	2.38	630	354	656.22	90	392	656.22	99	450	656.22	114	513	667.44	130	592	667.44	150	684	667.44	174
1000	1.59				60			66			76			87			100			116
750	1.19				45			50			57			65			75			87
1500	2.11	710	354	718.27	80	392	718.27	88	450	718.27	101	513	730.55	115	592	730.55	133	684	730.55	154
1000	1.41				53			59			68			77			89			103
750	1.06				40			44			51			58			67			77
1500	1.88	800	354	797.23	71	392	797.23	78	450	797.23	90	513	810.87	102	592	810.87	118	684	810.87	137
1000	1.25				47			52			60			68			79			91
750	0.94				35			39			45			51			59			68
1500	1.67	900	354	901.13	63	392	901.13	70	450	901.13	80	513	916.54	91	592	916.54	105	684	916.54	121
1000	1.11				42			46			53			61			70			81
750	0.83				31			35			40			46			53			61
1500	1.50	1000	354	1000.4	57	392	1000.4	63	450	1000.4	72	513	1004.7	82	592	1004.7	95	684	1004.7	109
1000	1.00				38			42			48			55			63			73
750	0.75				28			31			36			41			47			55
1500	1.34	1120	354	1149.5	51	392	1149.5	56	450	1149.5	64	513	1169.1	73	592	1169.1	84	684	1169.1	98
1000	0.89				34			37			43			49			56			65
750	0.67				25			28			32			37			42			49
1500	1.20	1250	354	1270.5	45	392	1270.5	50	450	1270.5	58	513	1292.2	66	592	1292.2	76	684	1292.2	87
1000	0.80				30			33			38			44			50			58
750	0.60				23			25			29			33			38			44
1500	1.07	1400	354	1378.2	40	392	1378.2	45	450	1378.2	51	513	1401.8	59	592	1401.8	68	684	1401.8	78
1000	0.71				27			30			34			39			45			52
750	0.54				20			22			26			29			34			39
1500	0.94	1600	354	1587	35	392	1587	39	450	1587	45	513	1614.2	51	592	1614.2	59	684	1614.2	68
1000	0.63				24			26			30			34			39			46
750	0.47				18			20			22			26			30			34
1500	0.83	1800	354	1802.3	31	392	1802.3	35	450	1802.3	40	513	1850.4	46	592	1850.4	53	684	1850.4	61
1000	0.56				21			23			27			30			35			40
750	0.42				16			17			20			23			26			30
1500	0.75	2000	354	1966.1	28	392	1966.1	31	450	1966.1	36	513	1999.7	41	592	1999.7	47	684	1999.7	55
1000	0.50				19			21			24			27			32			36
750	0.38				14			16			18			20			24			27
1500	0.67	2240	354	2239.2	25	392	2239.2	28	450	2239.2	32	513	2277.5	37	592	2277.5	42	684	2277.5	49
1000	0.45				17			19			21			24			28			33
750	0.33				12.6			14			16			18			21			24
1500	0.60	2500	354	2517.2	23	392	2517.2	25	450	2517.2	29	513	2560.2	33	592	2560.2	38	684	2560.2	44
1000	0.40				15.1			17			19			22			25			29
750	0.30				11.3			13			14			16			19			22
1500	0.54	2800	354	2775.4	20	392	2775.4	22	450	2775.4	26	513	2822.8	29	592	2822.8	34	684	2822.8	39
1000	0.36				13.5			15			17			20			23			26
750	0.27				10.1			11.2			13			15			17			20
1500	0.48	3150	354	3162.6	18	392	3162.6	20	450	3162.6	23	513	3216.7	26	592	3216.7	30	684	3216.7	35
1000	0.32				12			13.3			15			17			20			23
750	0.24				9			9.9			11			13			15			17
1500	0.42	3550	354	3664	16	392	3664	18	450	3664	20	513	3726.7	23	592	3726.7	27	684	3726.7	31
1000	0.28				10.6			11.8			14			15			18			21
750	0.21				8			8.8			10			12			13			15
1500	0.38	4000	354	4244.9	14	392	4244.9	16	450	4244.9	18	513	4282.4	20	592	4282.4	24	684	4282.4	27
1000	0.25				9.4			10.4			12			14			16			18
750	0.19				7.1			7.8			9			10			12			14



P3-26			P3-27			P3-28			P3-29			P3-30			P3-31~P3-34			i _N	n _{2N} (r/min)	n ₁ (r/min)
T _{2N} (kN·m)	i _{ex}	P _{1N} (kW)	T _{2N} (kN·m)	i _{ex}	P _{1N} (kW)	T _{2N} (kN·m)	i _{ex}	P _{1N} (kW)	T _{2N} (kN·m)	i _{ex}	P _{1N} (kW)	T _{2N} (kN·m)	i _{ex}	P _{1N} (kW)	T _{2N} (kN·m)	i _{ex}	P _{1N} (kW)			
763	593.88	218	852	580.56	243	950	580.56	271	1060	580.56	303	1200	580.56	342				560	2.68	1500
		145			162			181			202			228					1.79	1000
		109			122			136			151			171					1.34	750
763	667.44	194	852	656.22	216	950	656.22	241	1060	656.22	269	1200	656.22	304				630	2.38	1500
		129			144			161			179			203					1.59	1000
		97			108			121			134			152					1.19	750
763	730.55	172	852	718.27	192	950	718.27	214	1060	718.27	239	1200	718.27	270				710	2.11	1500
		115			128			143			159			180					1.41	1000
		86			96			107			119			135					1.06	750
763	810.87	152	852	797.23	170	950	797.23	190	1060	797.23	212	1200	797.23	240				800	1.88	1500
		102			113			127			141			160					1.25	1000
		76			85			95			106			120					0.94	750
763	916.54	136	852	901.13	151	950	901.13	169	1060	901.13	188	1200	901.13	213				900	1.67	1500
		90			101			112			125			142					1.11	1000
		68			76			84			94			107					0.83	750
763	1004.7	122	852	987.8	136	950	987.8	152	1060	987.8	169	1200	987.8	192				1000	1.50	1500
		81			91			101			113			128					1.00	1000
		61			68			76			85			95					0.75	750
763	1169.1	109	852	1149.5	122	950	1149.5	136	1060	1149.5	151	1200	1149.5	171				1120	1.34	1500
		73			81			90			101			114					0.89	1000
		54			61			68			76			86					0.67	750
763	1992.2	98	852	1270.5	109	950	1270.5	121	1060	1270.5	136	1200	1270.5	153				1250	1.20	1500
		65			73			81			90			103					0.80	1000
		49			54			61			68			77					0.60	750
763	1401.8	87	852	1459.4	97	950	1459.4	108	1060	1459.4	121	1200	1459.4	137				1400	1.07	1500
		58			65			72			81			91					0.71	1000
		44			49			54			61			68					0.54	750
763	1614.2	76	852	1587	85	950	1587	95	1060	1587	106	1200	1587	120				1600	0.94	1500
		51			57			63			71			80					0.63	1000
		38			43			47			53			60					0.47	750
763	1850.4	68	852	1819.3	76	950	1819.3	84	1060	1819.3	94	1200	1819.3	107				1800	0.83	1500
		45			50			56			63			71					0.56	1000
		34			38			42			47			53					0.42	750
763	1999.7	61	852	1966.1	68	950	1966.1	76	1060	1966.1	85	1200	1966.1	96				2000	0.75	1500
		41			45			51			56			64					0.50	1000
		30			34			38			42			48					0.38	750
763	2277.5	54	852	2239.2	61	950	2239.2	68	1060	2239.2	76	1200	2239.2	86				2240	0.67	1500
		36			41			45			50			57					0.45	1000
		27			30			34			38			43					0.33	750
763	2560.2	49	852	2517.2	54	950	2517.2	61	1060	2517.2	68	1200	2517.2	77				2500	0.60	1500
		33			36			40			45			51					0.40	1000
		24			27			30			34			38					0.30	750
763	2822.8	44	852	2775.4	49	950	2775.4	54	1060	2775.4	61	1200	2775.4	68				2800	0.54	1500
		29			32			36			40			46					0.36	1000
		22			24			27			30			34					0.27	750
763	3216.7	39	852	3162.6	43	950	3162.6	48	1060	3162.6	54	1200	3162.6	61				3150	0.48	1500
		26			29			32			36			41					0.32	1000
		19			22			24			27			30					0.24	750
763	3726.7	34	852	3664	38	950	3664	43	1060	3664	48	1200	3664	54				3550	0.42	1500
		23			26			29			32			36					0.28	1000
		17			19			21			24			27					0.21	750
763	4282.4	30	852	4244.9	34	950	4244.9	38	1060	4244.9	42	1200	4244.9	48				4000	0.38	1500
		20			23			25			28			32					0.25	1000
		15			17			19			21			24					0.19	750

按 客 户
要 求 供 货

On request.



P2N. 热容量 (卧式安装):

P2N. Thermal capacities (Horizontal mounting position):

风速 Wind velocity	机座号 Type PG1	9	10	11	12	13	14	16	17	18	19/20	21/22	23/24	25/26	27/28	29/30	31/32	33/34
		狭小空间安装 风速 ≥ 0.5m/s Small confined spaces Wind velocity ≥ 0.5 m/s	21	26	32	42	49	65	75	92	100	119	142	174	201	242	287	326
大厅或大车间安装 风速 ≥ 1.4m/s Large halls, workshops Wind velocity ≥ 1.4m/s	29	37	45	60	69	92	106	130	147	169	201	246	285	343	406	462	519	
室外安装 风速 ≥ 3.7m/s In the open Wind velocity ≥ 3.7m/s	39	50	60	80	93	125	143	175	191	228	272	333	386	464	505	626	702	

P2S. 热容量 (卧式安装):

P2S. Thermal capacities (Horizontal mounting position):

风速 Wind velocity	机座号 Type PG1	9	10	11	12	13	14	16	17	18	19/20	21/22	23/24	25/26	27/28	29/30	31/32	33/34
		狭小空间安装 风速 ≥ 0.5m/s Small confined spaces Wind velocity ≥ 0.5 m/s	15	20	24	32	36	49	56	69	75	89	106	130	151	182	215	245
大厅或大车间安装 风速 ≥ 1.4m/s Large halls, workshops Wind velocity ≥ 1.4m/s	22	28	34	45	52	69	79	97	106	127	151	185	214	257	305	347	389	
室外安装 风速 ≥ 3.7m/s In the open Wind velocity ≥ 3.7m/s	29	38	45	60	70	94	107	132	143	171	204	250	289	348	412	469	527	

P3N. 热容量 (卧式安装):

P3N. Thermal capacities (Horizontal mounting position):

风速 Wind velocity	机座号 Type PG1	9	10	11	12	13	14	16	17	18	19/20	21/22	23/24	25/26	27/28	29/30	31/32	33/34
		狭小空间安装 风速 ≥ 0.5m/s Small confined spaces Wind velocity ≥ 0.5 m/s	14	18	22	29	34	46	52	64	70	83	99	121	141	169	200	228
大厅或大车间安装 风速 ≥ 1.4m/s Large halls, workshops Wind velocity ≥ 1.4m/s	20	26	31	41	48	64	74	91	99	118	140	172	199	240	284	323	362	
室外安装 风速 ≥ 3.7m/s In the open Wind velocity ≥ 3.7m/s	28	35	42	56	65	87	100	123	133	159	190	233	269	324	384	437	490	

P3S. 热容量 (卧式安装):

P3S. Thermal capacities (Horizontal mounting position):

风速 Wind velocity	机座号 Type PG1	9	10	11	12	13	14	16	17	18	19/20	21/22	23/24	25/26	27/28	29/30	31/32	33/34
		狭小空间安装 风速 ≥ 0.5m/s Small confined spaces Wind velocity ≥ 0.5 m/s	12	15	18	24	28	40	43	53	57	69	82	100	116	139	165	188
大厅或大车间安装 风速 ≥ 1.4m/s Large halls, workshops Wind velocity ≥ 1.4m/s	17	21	26	34	40	53	61	75	81	97	116	142	164	197	234	266	298	
室外安装 风速 ≥ 3.7m/s In the open Wind velocity ≥ 3.7m/s	23	29	35	46	54	72	82	101	110	131	156	192	222	267	316	360	404	

注：以上表格数据均为卧式热容量，其它安装形式请来电咨询。

Note: Values apply to horizontal mounting position. For other mounting positions please refer to us.



P2L. 热容量 (卧式安装):

P2L. Thermal capacities (Horizontal mounting position):

风速 Wind velocity	机座号 Type PG1	9	10	11	12	13	14	16	17	18	19/20	21/22	23/24	25/26	27/28	29/30	31~34
		狭小空间安装 风速 ≥ 0.5m/s Small confined spaces Wind velocity ≥ 0.5 m/s	14	18	22	29	34	46	52	64	70	83	99	121	141	169	200
大厅或大车间安装 风速 ≥ 1.4m/s Large halls, workshops Wind velocity ≥ 1.4 m/s	20	26	31	41	48	64	74	91	99	118	140	172	199	240	284		
室外安装 风速 ≥ 3.7m/s In the open Wind velocity ≥ 3.7 m/s	28	35	42	56	65	87	100	123	133	159	190	233	269	324	384		

P2K. 热容量 (卧式安装):

P2K. Thermal capacities (Horizontal mounting position):

风速 Wind velocity	机座号 Type PG1	9	10	11	12	13	14	16	17	18	19/20
		狭小空间安装 风速 ≥ 0.5m/s Small confined spaces Wind velocity ≥ 0.5 m/s	12	15	18	24	28	38	44	53	58
大厅或大车间安装 风速 ≥ 1.4m/s Large halls, workshops Wind velocity ≥ 1.4 m/s	17	22	26	35	40	54	62	76	82	98	
室外安装 风速 ≥ 3.7m/s In the open Wind velocity ≥ 3.7 m/s	23	29	35	47	54	73	83	102	111	133	

P3K. 热容量 (卧式安装):

P3K. Thermal capacities (Horizontal mounting position):

风速 Wind velocity	机座号 Type PG1	9	10	11	12	13	14	16	17	18	19/20	21/22	23/24	25/26	27/28	29/30	31~34
		狭小空间安装 风速 ≥ 0.5m/s Small confined spaces Wind velocity ≥ 0.5 m/s	10	12	15	20	23	31	35	43	47	56	67	82	95	109	125
大厅或大车间安装 风速 ≥ 1.4m/s Large halls, workshops Wind velocity ≥ 1.4 m/s	14	17	21	28	33	44	50	61	66	79	95	116	106	125	144		
室外安装 风速 ≥ 3.7m/s In the open Wind velocity ≥ 3.7 m/s	19	24	28	38	44	59	67	83	90	107	128	157	166	195	225		

注：以上表格数据均为卧式热容量，其它安装形式请来电咨询。

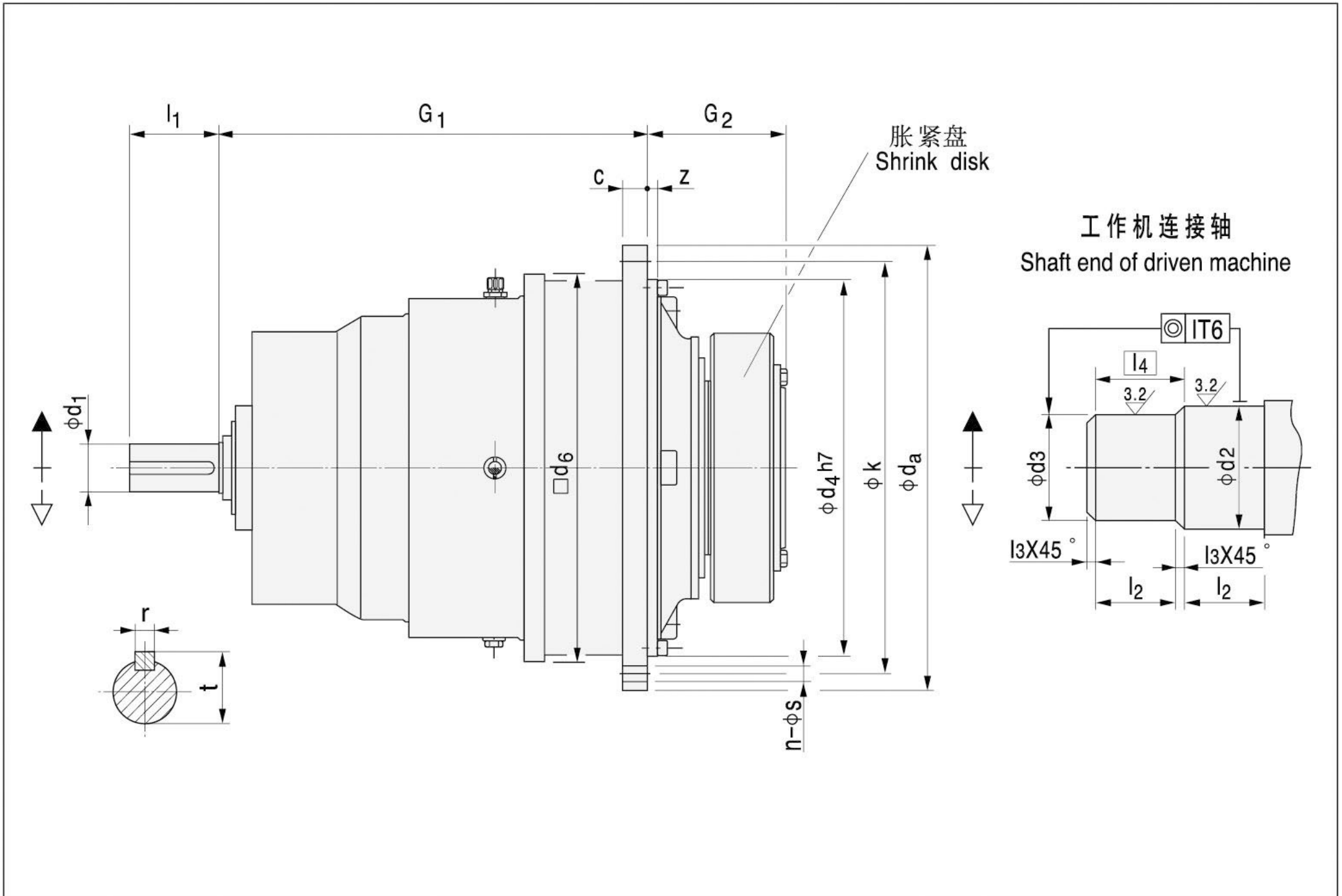
Note: Values apply to horizontal mounting position. For other mounting positions please refer to us.





P2NA

$i_N = 25 \dots 40$



P2NA 机座号 Type	额定输出扭矩 Nominal output torque T_{2N} (N · m)	输入轴尺寸 Shaft end input side				d_2	d_3	l_2	l_3	l_4	c	d_a	d_4	d_6	G_1	G_2	k	z	法兰孔尺寸 Flange bolts		重量 Weight (kg)	油量 Oil quantity (l)
		d_1	l_1	r	t														s	n		
9	22 000	55	90	16	59	120	115	65	2.5	67.5	24	428	350	356	469	165	388	6 ± 1.5	18	24	145	6
10	31 000	55	90	16	59	130	125	70	2.5	72.5	28	472	394	400	489	174	436	8 ± 1.5	18	28	195	8
11	42 000	70	120	20	74.5	140	135	82.5	2.5	85.0	32	525	425	436	579	204	485	8 ± 1.5	22	20	280	12
12	60 000	70	120	20	74.5	160	155	90	2.5	92.5	34	605	495	510	593	224	555	9 ± 1.5	26	20	425	16
13	83 000	80	140	25	85	180	175	95	2.5	97.5	39	645	535	554	714	241	595	11 ± 1.5	26	24	540	20
14	117 000	80	140	25	85	210	205	105	2.5	107.5	42	720	610	629	737	278	665	9	26	32	805	32
16	160 000	95	160	25	100	230	225	110	2.5	112.5	44	770	660	680	851	285	715	10	26	36	1 030	40
17	202 000	95	160	25	100	250	245	120	2.5	122.5	50	895	750	775	877	294	830	10	33	24	1 500	56
18	244 000	110	180	28	116	260	255	120	2.5	122.5	50	930	785	815	1006	303	865	10	33	32	1 900	66
19	295 000	110	180	28	116	280	275	135	2.5	137.5	56	980	840	870	1029.5	327.5	915	12	33	36	2 000	82
20	354 000	110	180	28	116	300	295	135	2.5	137.5	56	980	840	870	1029.5	327.5	915	12	33	36	2 100	75
21	392 000	120	210	32	127	310	305	152	2.5	154.5	62	1115	935	960	1046	354	1025	24	39	32	2 650	110
22	450 000	120	210	32	127	330	325	152	2.5	154.5	62	1115	935	960	1046	354	1025	24	39	32	2 800	95
23	513 000	130	210	32	137	350	345	164	2.5	166.5	68	1210	1025	1056	1150	380	1120	28	39	36	3 450	150
24	592 000	130	210	32	137	360	355	164	2.5	166.5	68	1210	1025	1056	1150	380	1120	28	39	36	3 900	125
25	684 000	140	240	36	148	380	375	180	2.5	182.5	74	1320	1115	1150	1241	407	1220	29	45	36	4 750	190
26	763 000	140	240	36	148	400	395	180	2.5	182.5	74	1320	1115	1150	1241	407	1220	29	45	36	5 150	160
27	852 000	150	240	36	158	430	425	191	2.5	193.5	81	1460	1215	1248	1379	453	1345	31	52	32	6 100	245
28	950 000	150	240	36	158	450	445	191	2.5	193.5	81	1460	1215	1248	1379	453	1345	31	52	32	6 550	205
29	1 060 000	160	270	40	169	460	450	197.5	5	202.5	87	1565	1320	1355	1457	483	1450	34	52	36	7 800	305
30	1 200 000	160	270	40	169	480	470	197.5	5	202.5	87	1565	1320	1355	1457	483	1450	34	52	36	8 300	255
31	1 330 000	170	270	40	179	480	470	232	5	237.0	94	1665	1400	1443	1607	538	1545	36	62	32	10 200	380
32	1 500 000	170	270	40	179	510	500	232	5	237.0	94	1665	1400	1443	1607	538	1545	36	62	32	10 700	315
33	1 680 000	180	310	40	179	530	520	242	5	247.0	100	1755	1495	1536	1683	573	1635	36	62	36	12 350	460
34	1 920 000	180	310	45	190	570	560	242	5	247.0	100	1755	1495	1536	1683	573	1635	36	62	36	13 150	380

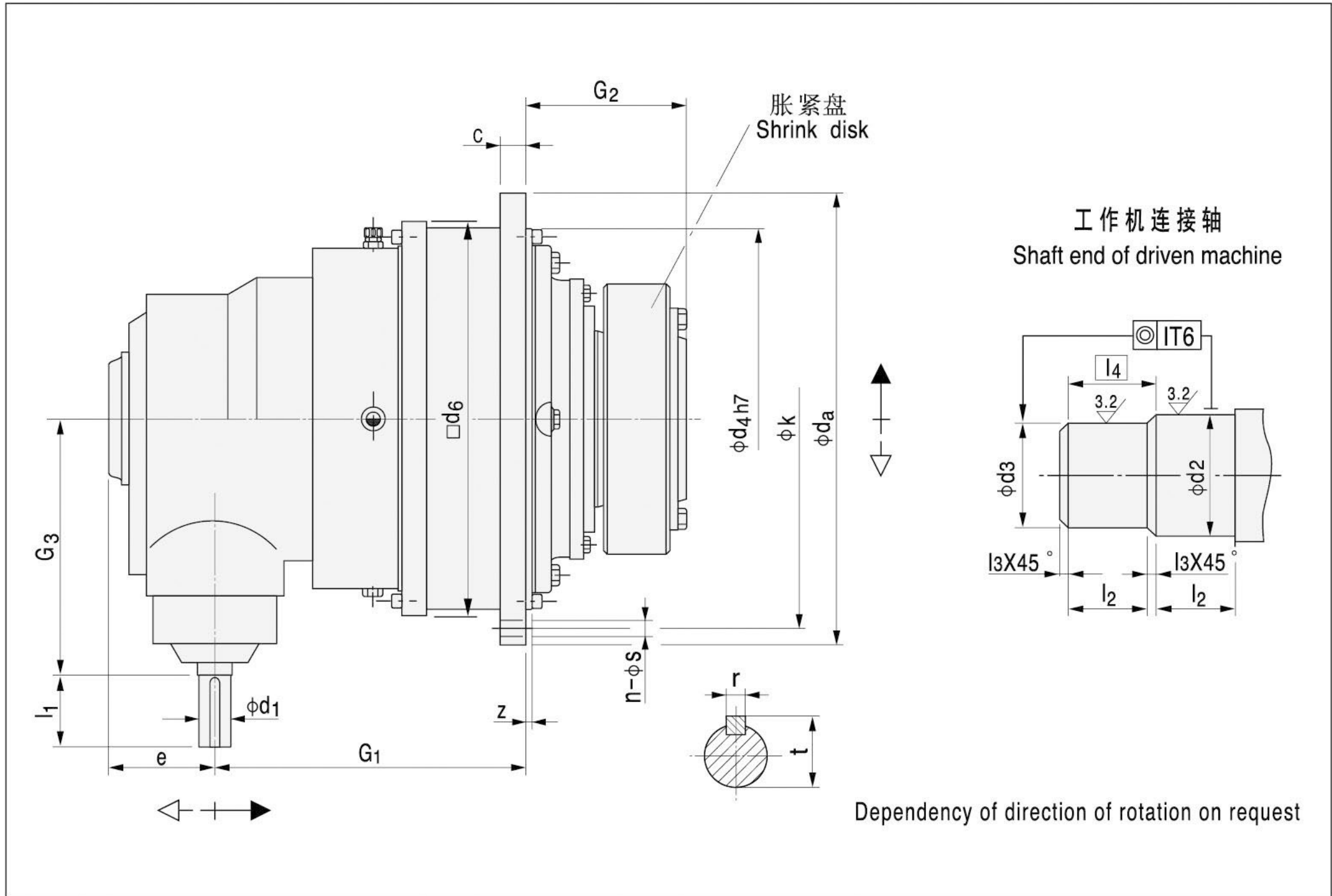
注：1 当 $d_1 \leq 100$ 时公差为m6,当 $d_1 > 100$ 时公差为n6;
2 当尺寸 d_2 或 $d_3 \leq 160$ 时,公差为h6;
当尺寸 d_2 或 $d_3 > 160$ 时,公差为g6;
3 重量不包括胀紧盘和润滑油。

Note: 1 When shaft diameter $d_1 \leq 100$, tolerance is m6,
When shaft diameter $d_1 > 100$, tolerance is n6;
2 When shaft diameter d_2 or $d_3 \leq 160$, tolerance h6;
When shaft diameter d_2 or $d_3 > 160$, tolerance g6;
3 Weight without shrink disk and oil.



P2LA

$i_N = 31.5 \dots 100$



P2LA 机座号 Type	额定输出扭矩 Nominal output torque T _{2N} (N·m)	输入轴尺寸 Shaft end input side																法兰孔尺寸 Flange bolts		重量 Weight (kg)	油量 Oil quantity (l)							
		$i_N < 90$								$i_N > 100$								s	n									
		d ₁	l ₁	r	t	d ₁	l ₁	r	t	d ₂	d ₃	l ₂	l ₃	l ₄	c	d _a	d ₄					d ₆	e	G ₁	G ₂	G ₃	k	z
9	22 000	50	100	14	53.5	40	80	12	43	120	115	65	2.5	67.5	24	428	350	356	185	425	165	305	388	6±1.5	18	24	159	6
10	31 000	50	100	14	53.5	40	80	12	43	130	125	70	2.5	72.5	28	472	394	400	185	445	174	305	436	8±1.5	18	28	215	8
11	42 000	60	110	18	64	50	100	14	53.5	140	135	82.5	2.5	85.0	32	525	425	436	210	501	204	350	485	8±1.5	22	20	310	12
12	60 000	60	110	18	64	50	100	14	53.5	160	155	90	2.5	92.5	34	605	495	510	210	515	224	350	555	9±1.5	26	20	470	16
13	83 000	75	135	20	79.5	60	110	18	64	180	175	95	2.5	97.5	39	645	535	554	250	619	241	415	595	11±1.5	26	24	595	20
14	117 000	75	135	20	79.5	60	110	18	64	210	205	105	2.5	107.5	42	720	610	629	250	642	278	415	665	9	26	32	890	32
16	160 000	85	165	22	90	70	140	20	74.5	230	225	110	2.5	112.5	44	770	660	680	295	705	285	490	715	10	26	36	1 137	40
17	202 000	85	165	22	90	70	140	20	74.5	250	245	120	2.5	122.5	50	895	750	775	295	731	294	490	830	10	33	24	1 660	56
18	244 000	95	165	25	100	75	140	20	79.5	260	255	120	2.5	122.5	50	930	785	815	350	882	303	605	865	10	33	32	2 100	66
19	295 000	95	165	25	100	75	140	20	79.5	280	275	135	2.5	137.5	56	980	840	870	350	905.5	327.5	605	915	12	33	36	2 200	82
20	354 000	95	165	25	100	75	140	20	79.5	300	295	135	2.5	137.5	56	980	840	870	350	905.5	327.5	605	915	12	33	36	2 300	75
21	392 000	115	205	32	122	90	170	25	95	310	305	152	2.5	154.5	62	1115	935	960	400	996	354	700	1025	24	39	32	2 930	110
22	450 000	115	205	32	122	90	170	25	95	330	325	152	2.5	154.5	62	1115	935	960	400	996	354	700	1025	24	39	32	3 100	95
23	513 000	115	205	32	122	90	170	25	95	350	345	164	2.5	166.5	68	1210	1025	1056	400	1055	380	700	1120	28	39	36	3 800	150
24	592 000	115	205	32	122	90	170	25	95	360	355	164	2.5	166.5	68	1210	1025	1056	400	1055	380	700	1120	28	39	36	4 300	125
25	684 000	140	245	36	148	110	210	28	116	380	375	180	2.5	182.5	74	1320	1115	1150	475	1138	407	835	1220	29	45	36	5 250	190
26	763 000	140	245	36	148	110	210	28	116	400	395	180	2.5	182.5	74	1320	1115	1150	475	1138	407	835	1220	29	45	36	5 660	160
27	852 000	140	245	36	148	110	210	28	116	430	425	191	2.5	193.5	81	1460	1215	1248	475	1272	453	835	1345	31	52	32	6 680	245
28	950 000	140	245	36	148	110	210	28	116	450	445	191	2.5	193.5	81	1460	1215	1248	475	1272	453	835	1345	31	52	32	7 180	205
29	1 060 000	150	245	40	169	115	210	32	122	460	450	197.5	5	202.5	87	1565	1320	1355	530	1367	483	945	1450	34	52	36	8 500	305
30	1 200 000	150	245	40	169	115	210	32	122	480	470	197.5	5	202.5	87	1565	1320	1355	530	1367	483	945	1450	34	52	36	9 070	255
31 - 34		On request 按客户要求供货																										

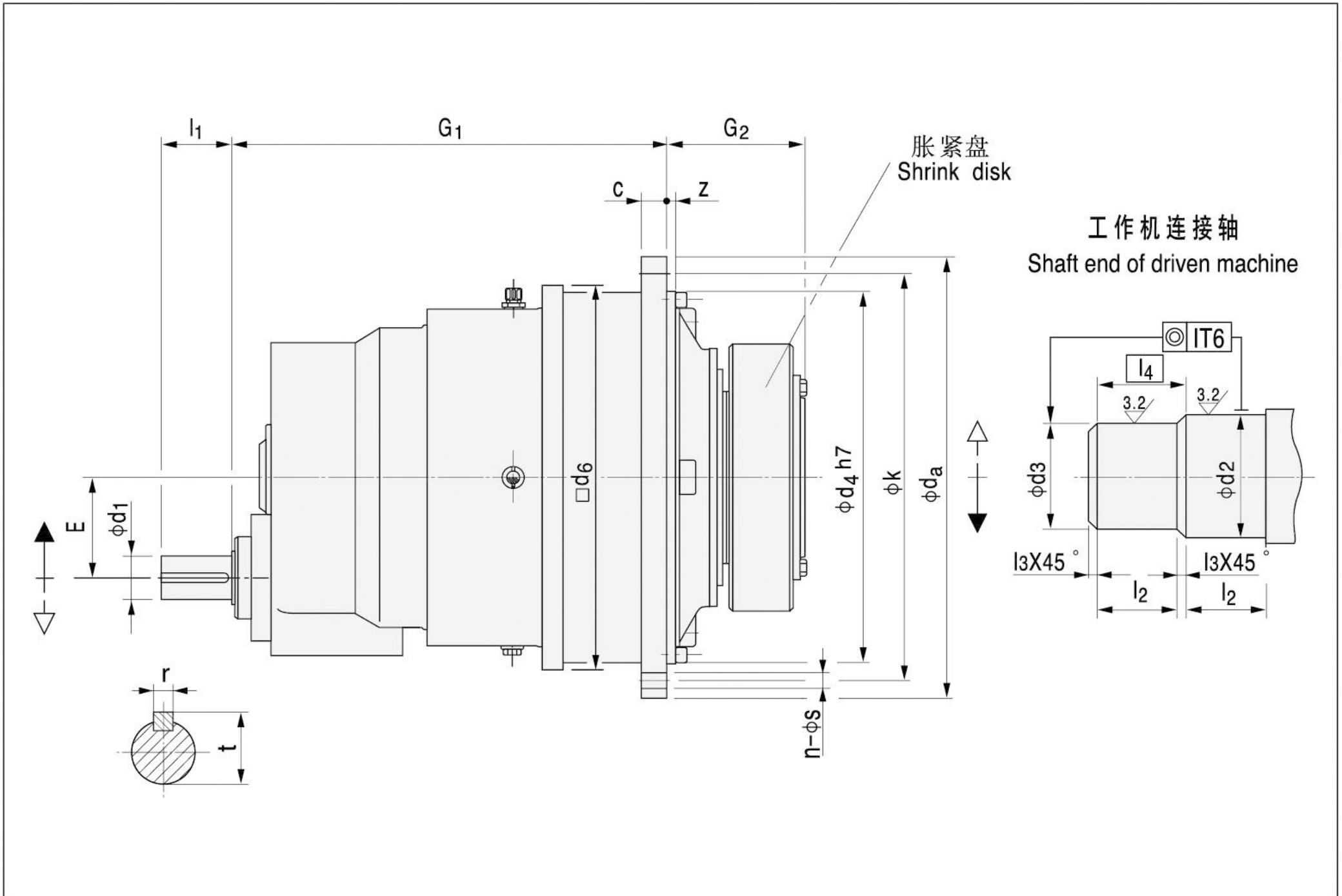
注：1 当 $d_1 \leq 100$ 时公差为m6,当 $d_1 > 100$ 时公差为n6;
2 当尺寸 d_2 或 $d_3 \leq 160$ 时,公差为h6;
当尺寸 d_2 或 $d_3 > 160$ 时,公差为g6;
3 重量不包括胀紧盘和润滑油。

Note: 1 When shaft diameter $d_1 \leq 100$, tolerance is m6,
When shaft diameter $d_1 > 100$, tolerance is n6;
2 When shaft diameter d_2 or $d_3 \leq 160$, tolerance h6;
When shaft diameter d_2 or $d_3 > 160$, tolerance g6;
3 Weight without shrink disk and oil.



P2SA

$i_N = 45 \dots 125$



P2SA 机座号 Type	额定输出扭矩 Nominal output torque T2N (N·m)	输入轴尺寸 Shaft end input side				d ₂	d ₃	l ₂	l ₃	l ₄	c	d _a	d ₄	d ₆	E	G ₁	G ₂	k	z	法兰孔尺寸 Flange bolts		重量 Weight (kg)	油量 Oil quantity (l)
		d ₁	l ₁	r	t															s	n		
9	22 000	38	60	10	41	120	115	65	2.5	67.5	24	428	350	356	90	469	165	388	6 ^{±1.5}	18	24	160	6
10	31 000	38	60	10	41	130	125	70	2.5	72.5	28	472	394	400	90	489	174	436	8 ^{±1.5}	18	28	220	8
11	42 000	55	90	16	59	140	135	82.5	2.5	85.0	32	525	425	436	115	579	204	485	8 ^{±1.5}	22	20	310	12
12	60 000	55	90	16	59	160	155	90	2.5	92.5	34	605	495	510	115	593	224	555	9 ^{±1.5}	26	20	470	16
13	83 000	70	120	20	74.5	180	175	95	2.5	97.5	39	645	535	554	140	714	241	595	11 ^{±1.5}	26	24	600	20
14	117 000	70	120	20	74.5	210	205	105	2.5	107.5	42	720	610	629	140	737	278	665	9	26	32	900	32
16	160 000	80	140	25	85	230	225	110	2.5	112.5	44	770	660	680	170	851	285	715	10	26	36	1 150	40
17	202 000	80	140	25	85	250	245	120	2.5	122.5	50	895	750	775	170	877	294	830	10	33	24	1 650	56
18	244 000	90	160	25	95	260	255	120	2.5	122.5	50	930	785	815	200	1006	303	865	10	33	32	1 950	66
19	295 000	90	160	25	95	280	275	135	2.5	137.5	56	980	840	870	200	1029.5	327.5	915	12	33	36	2 400	82
20	354 000	90	160	25	95	300	295	135	2.5	137.5	56	980	840	870	200	1029.5	327.5	915	12	33	36	2 500	75
21	392 000	100	180	28	106	310	305	152	2.5	154.5	62	1115	935	960	230	1076	354	1025	24	39	32	2 900	110
22	450 000	100	180	28	106	330	325	152	2.5	154.5	62	1115	935	960	230	1076	354	1025	24	39	32	3 100	95
23	513 000	120	210	32	127	350	345	164	2.5	166.5	68	1210	1025	1056	265	1175	380	1120	28	39	36	3 800	150
24	592 000	120	210	32	127	360	355	164	2.5	166.5	68	1210	1025	1056	265	1175	380	1120	28	39	36	4 100	125
25	684 000	130	210	32	137	380	375	180	2.5	182.5	74	1320	1115	1150	300	1291	407	1220	29	45	36	4 950	190
26	763 000	130	210	32	137	400	395	180	2.5	182.5	74	1320	1115	1150	300	1291	407	1220	29	45	36	5 350	160
27	852 000	140	240	36	148	430	425	191	2.5	193.5	81	1460	1215	1248	320	1429	453	1345	31	52	32	6 800	245
28	950 000	140	240	36	148	450	445	191	2.5	193.5	81	1460	1215	1248	320	1429	453	1345	31	52	32	7 200	205
29	1 060 000	150	240	36	158	460	450	197.5	5	202.5	87	1565	1320	1355	360	1507	483	1450	34	52	36	8 500	305
30	1 200 000	150	240	36	158	480	470	197.5	5	202.5	87	1565	1320	1355	360	1507	483	1450	34	52	36	9 000	255
31	1 330 000	160	270	40	169	480	470	232	5	237.0	94	1665	1400	1443	400	1662	538	1545	36	62	32	10 500	380
32	1 500 000	160	270	40	169	510	500	232	5	237.0	94	1665	1400	1443	400	1662	538	1545	36	62	32	11 200	315
33	1 680 000	170	270	40	179	530	520	242	5	247.0	100	1755	1495	1536	400	1743	573	1635	36	62	36	12 700	460
34	1 920 000	170	270	40	179	570	560	242	5	247.0	100	1755	1495	1536	400	1743	573	1635	36	62	36	13 500	380

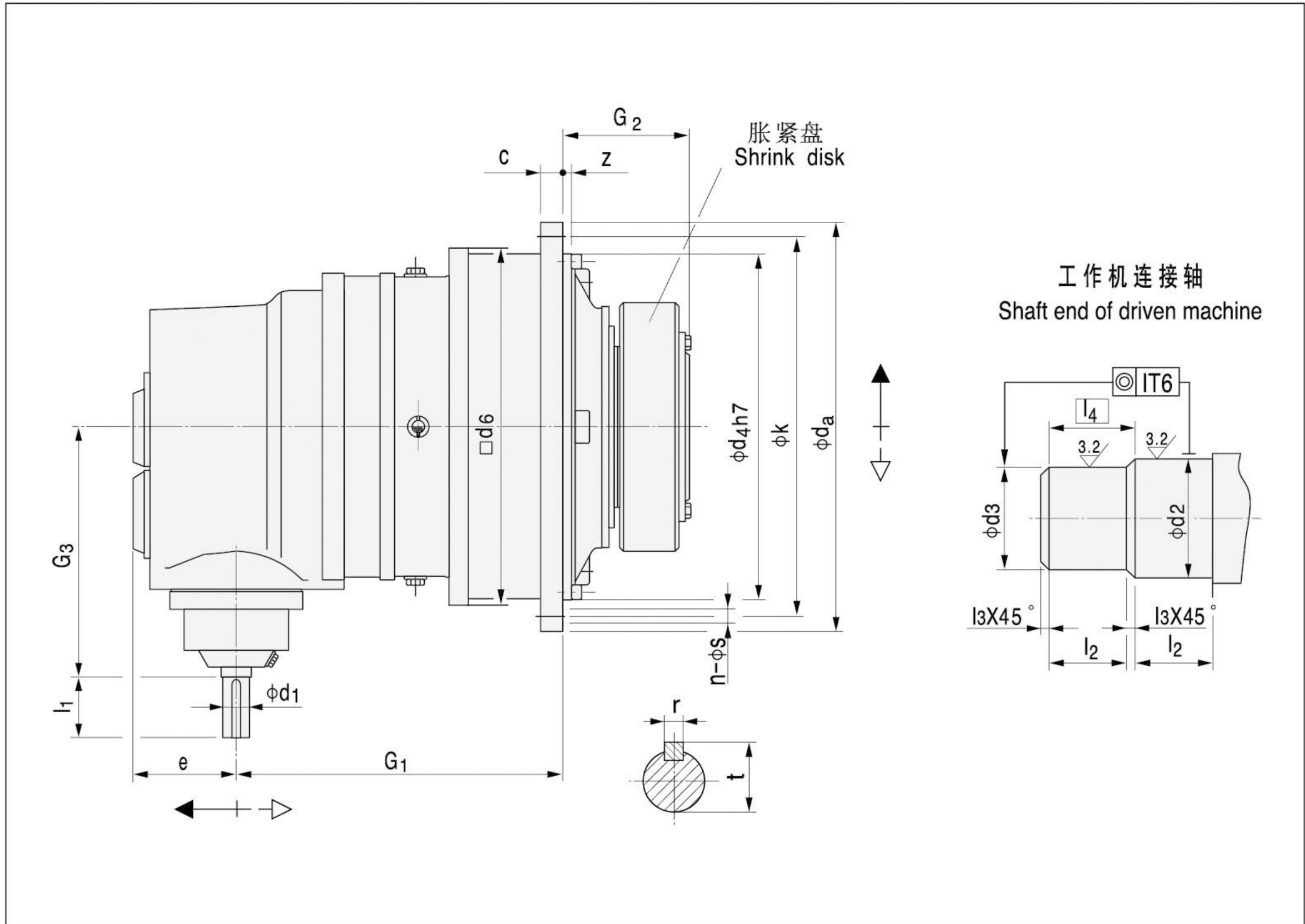
注：1 当d1 ≤ 100时公差为m6,当d1 > 100时公差为n6;
2 当尺寸d2或d3 ≤ 160时,公差为h6;
当尺寸d2或d3 > 160时,公差为g6;
3 重量不包括胀紧盘和润滑油。

Note: 1 When shaft diameter d1 ≤ 100, tolerance is m6,
When shaft diameter d1 > 100, tolerance is n6;
2 When shaft diameter d2 or d3 ≤ 160, tolerance h6;
When shaft diameter d2 or d3 > 160, tolerance g6;
3 Weight without shrink disk and oil.



P2KA

$i_N = 112 \dots 500$



P2KA 机座号 Type	额定输出扭矩 Nominal output torque T _{2N} (N·m)	输入轴尺寸 Shaft end input side												法兰孔尺寸 Flange bolts			重量 Weight (kg)	油量 Oil quantity (l)										
		$i_N < 360$				$i_N > 400$				d_2	d_3	l_2	l_3	l_4	c	d_a			d_4	d_6	e	G_1	G_2	G_3	k	z	s	n
		d_1	l_1	r	t	d_1	l_1	r	t																			
9	22 000	35	70	10	38	30	60	8	33	120	115	65	2.5	67.5	24	428	350	356	119	339	165	320	388	6 ± 1.5	18	24	165	6
10	31 000	35	70	10	38	30	60	8	33	130	125	70	2.5	72.5	28	472	394	400	119	359	174	320	436	8 ± 1.5	18	28	227	8
11	42 000	45	80	14	48.5	35	60	10	38	140	135	82.5	2.5	85	32	525	425	436	137	419	204	375	485	8 ± 1.5	22	20	320	12
12	60 000	45	80	14	48.5	35	60	10	38	160	155	90	2.5	92.5	34	605	495	510	137	433	224	375	555	9 ± 1.5	26	20	484	16
13	83 000	50	100	14	53.5	40	80	12	43	180	175	95	2.5	97.5	39	645	535	554	172	518.5	241	445	595	11 ± 1.5	26	24	818	20
14	117 000	50	100	14	53.5	40	80	12	43	210	205	105	2.5	107.5	42	720	610	629	172	541.5	278	445	665	9	26	32	927	32
16	160 000	60	110	18	64	50	100	14	53.5	230	225	110	2.5	112.5	44	770	660	680	194	632	285	520	715	10	26	36	1 184	40
17	202 000	60	110	18	64	50	100	14	53.5	250	245	120	2.5	122.5	50	895	750	775	194	658	294	520	830	10	33	24	1 700	56
18	244 000	75	135	20	79.5	60	110	18	64	260	255	120	2.5	122.5	50	930	785	815	240	741.5	303	615	865	10	33	32	2 010	73
19	295 000	75	135	20	79.5	60	110	18	64	280	275	135	2.5	137.5	56	980	840	870	240	764.5	327.5	615	915	12	33	36	2 470	82
20	354 000	75	135	20	79.5	60	110	18	64	300	295	135	2.5	137.5	56	980	840	870	240	764.5	327.5	615	915	12	33	36	2 550	75
21 - 26		On request																										

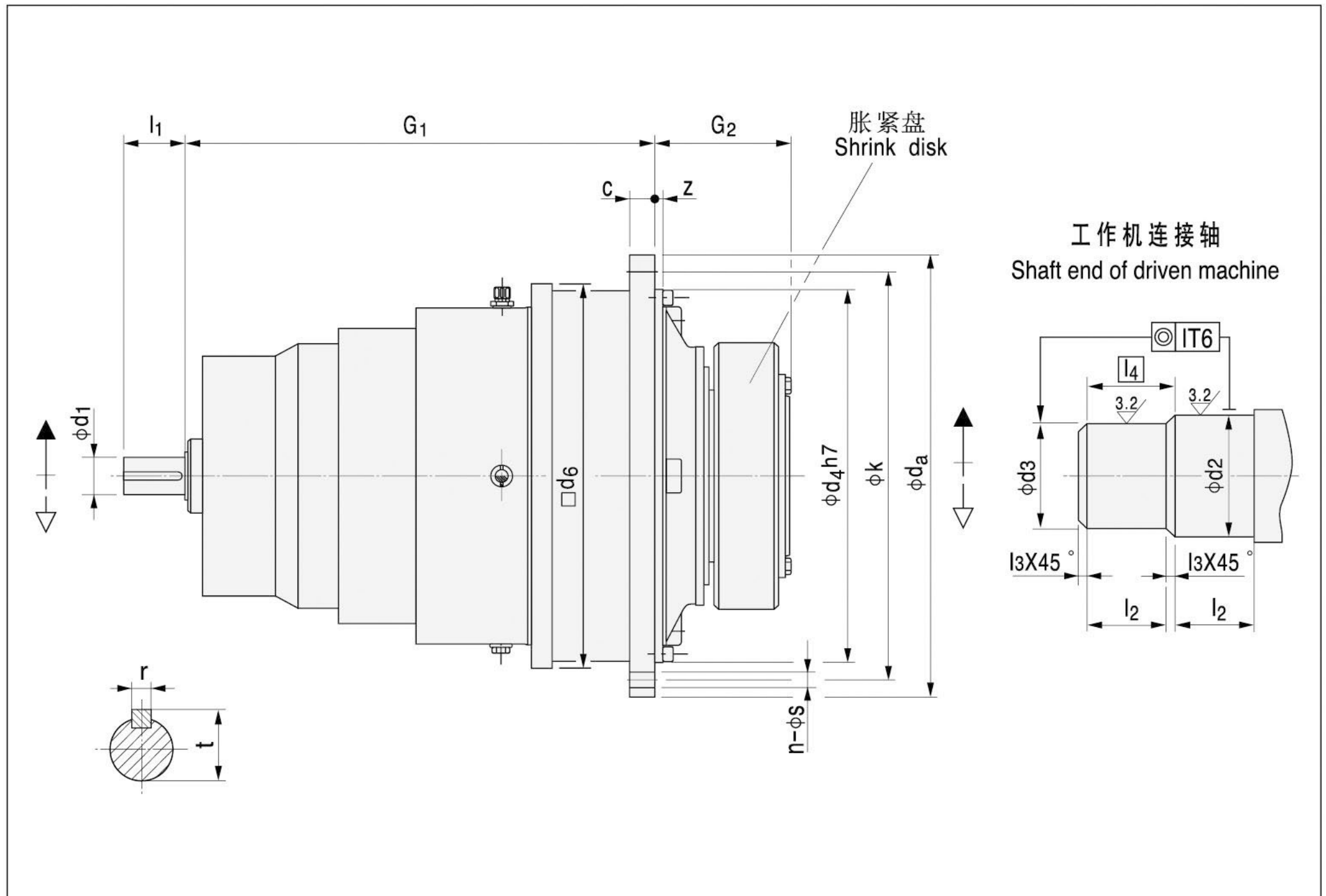
注：1 当 $d_1 \leq 100$ 时公差为m6,当 $d_1 > 100$ 时公差为n6;
2 当尺寸 d_2 或 $d_3 \leq 160$ 时,公差为h6;
当尺寸 d_2 或 $d_3 > 160$ 时,公差为g6;
3 重量不包括胀紧盘和润滑油。

Note: 1 When shaft diameter $d_1 \leq 100$, tolerance is m6,
When shaft diameter $d_1 > 100$, tolerance is n6;
2 When shaft diameter d_2 or $d_3 \leq 160$, tolerance h6;
When shaft diameter d_2 or $d_3 > 160$, tolerance g6;
3 Weight without shrink disk and oil.



P3NA

$i_N = 140 \dots 280$



P3NA 机座号 Type	额定输出扭矩 Nominal output torque T _{2N} (N · m)	输入轴尺寸 Shaft end input side				d ₂	d ₃	l ₂	l ₃	l ₄	c	d _a	d ₄	d ₆	G ₁	G ₂	k	z	法兰孔尺寸 Flange bolts		重量 Weight (kg)	油量 Oil quantity (l)
		d ₁	l ₁	r	t														s	n		
9	22 000	55	90	16	59	120	115	65	2.5	67.5	24	428	350	356	565	165	388	6 ^{±1.5}	18	24	152	7
10	31 000	55	90	16	59	130	125	70	2.5	72.5	28	472	394	400	585	174	436	6 ^{±1.5}	18	28	205	9
11	42 000	55	90	16	59	140	135	82.5	2.5	85.0	32	525	425	436	616	204	485	8 ^{±1.5}	22	20	295	13
12	60 000	55	90	16	59	160	155	90	2.5	92.5	34	605	495	510	630	224	555	9 ^{±1.5}	26	20	447	17
13	83 000	55	90	16	59	180	175	95	2.5	97.5	39	645	535	554	688	241	595	11 ^{±1.5}	26	24	567	21
14	117 000	55	90	16	59	210	205	105	2.5	107.5	42	720	610	629	711	278	665	9	26	32	850	33
16	160 000	70	120	20	74.5	230	225	110	2.5	112.5	44	770	660	680	853	285	715	10	26	36	1 085	42
17	202 000	70	120	20	74.5	250	245	120	2.5	122.5	50	895	750	775	879	294	830	10	33	24	1 580	60
18	244 000	80	140	25	85	260	255	120	2.5	122.5	50	930	785	815	1013.5	303	865	10	33	32	2 000	70
19	295 000	80	140	25	85	280	275	135	2.5	137.5	56	980	840	870	1036.5	327.5	915	12	33	36	2 100	85
20	354 000	80	140	25	85	300	295	135	2.5	137.5	56	980	840	870	1036.5	327.5	915	12	33	36	2 200	75
21	392 000	80	140	25	85	310	305	152	2.5	154.5	62	1115	935	960	1093	354	1025	24	39	32	2 785	115
22	450 000	80	140	25	85	330	325	152	2.5	154.5	62	1115	935	960	1093	354	1025	24	39	32	2 950	105
23	513 000	95	160	25	100	350	345	164	2.5	166.5	68	1210	1025	1056	1222	380	1120	28	39	36	3 625	155
24	592 000	95	160	25	100	360	355	164	2.5	166.5	68	1210	1025	1056	1222	380	1120	28	39	36	4 100	135
25	684 000	95	160	25	100	380	375	180	2.5	182.5	74	1320	1115	1150	1284.5	407	1220	29	45	36	5 000	195
26	763 000	95	160	25	100	400	395	180	2.5	182.5	74	1320	1115	1150	1284.5	407	1220	29	45	36	5 400	170
27	852 000	110	180	28	116	430	425	191	2.5	193.5	81	1460	1215	1248	1470	453	1345	31	52	32	6 400	250
28	950 000	110	180	28	116	450	445	191	2.5	193.5	81	1460	1215	1248	1470	453	1345	31	52	32	6 875	220
29	1 060 000	110	180	28	116	460	450	197.5	5	202.5	87	1565	1320	1355	1517	483	1450	34	52	36	8 190	310
30	1 200 000	110	180	28	116	480	470	197.5	5	202.5	87	1565	1320	1355	1517	483	1450	34	52	36	8 715	280
31	1 330 000	120	210	32	127	480	470	232	5	237.0	94	1665	1400	1443	1585	540	1545	36	62	32	10 700	390
32	1 500 000	120	210	32	127	510	500	232	5	237.0	94	1665	1400	1443	1585	540	1545	36	62	32	11 200	360
33	1 680 000	130	210	32	137	530	520	242	5	247.0	100	1755	1495	1536	1710	573	1635	36	62	36	12 950	470
34	1 920 000	130	210	32	137	570	560	242	5	247.0	100	1755	1495	1536	1710	573	1635	36	62	36	13 800	430

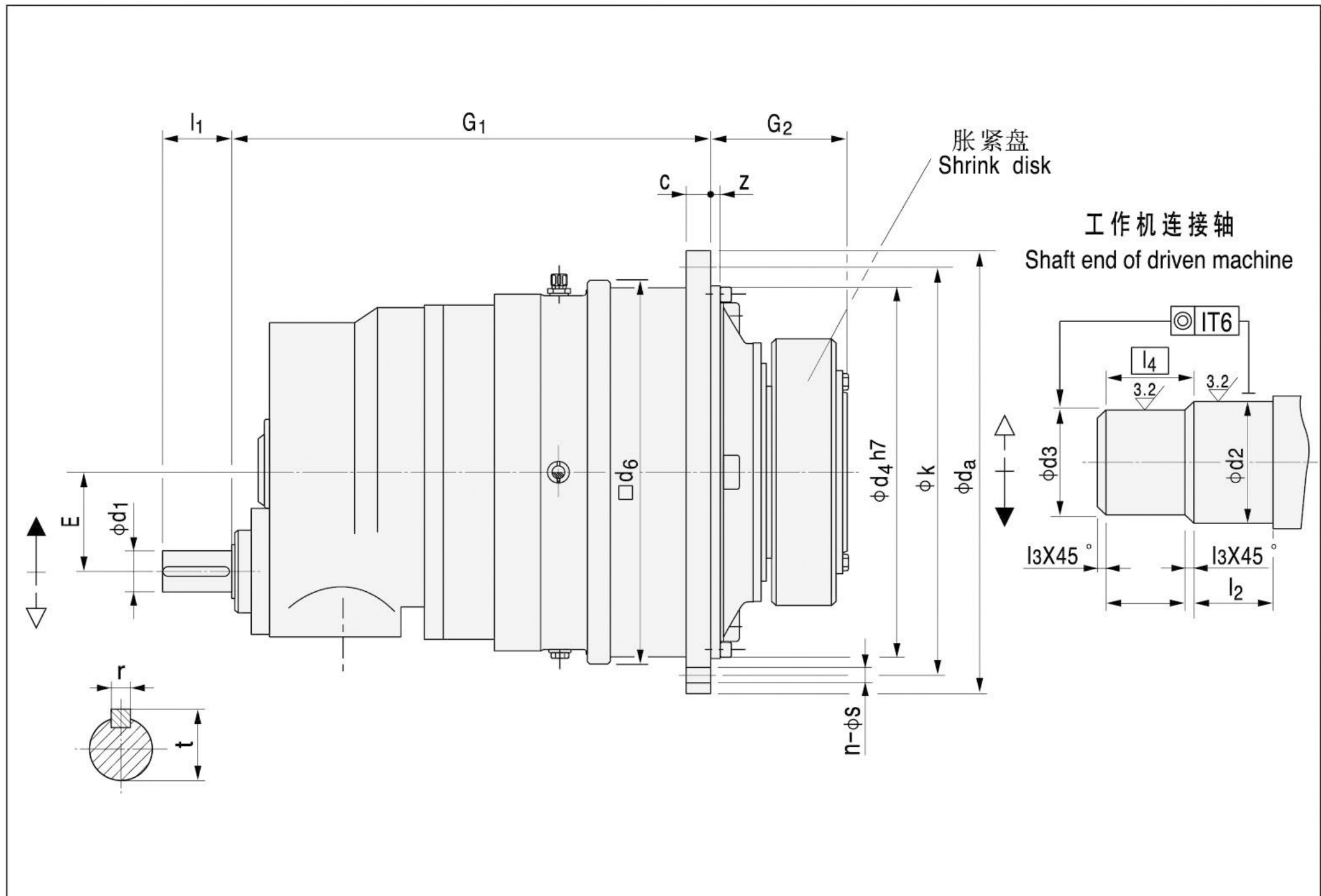
注：1 当d₁ ≤ 100时公差为m6,当d₁ > 100时公差为n6;
2 当尺寸d₂或d₃ ≤ 160时, 公差为h6;
当尺寸d₂或d₃ > 160时, 公差为g6;
3 重量不包括胀紧盘和润滑油。

Note: 1 When shaft diameter d₁ ≤ 100, tolerance is m6,
When shaft diameter d₁ > 100, tolerance is n6;
2 When shaft diameter d₂ or d₃ ≤ 160, tolerance h6;
When shaft diameter d₂ or d₃ > 160, tolerance g6;
3 Weight without shrink disk and oil.



P3SA

$i_N = 280 \dots 900$



P3SA 机座号 Type	额定输出扭矩 Nominal output torque T _{2N} (N·m)	输入轴尺寸 Shaft end input side				d ₂	d ₃	l ₂	l ₃	l ₄	c	d _a	d ₄	d ₆	E	G ₁	G ₂	k	z	法兰孔尺寸 Flange bolts		重量 Weight (kg)	油量 Oil quantity (l)
		d ₁	l ₁	r	t															s	n		
9	22 000	38	60	10	41	120	115	65	2.5	67.5	24	428	350	356	90	565	165	388	6 ^{±1.5}	18	24	170	7
10	31 000	38	60	10	41	130	125	70	2.5	72.5	28	472	394	400	90	585	174	436	8 ^{±1.5}	18	28	230	9
11	42 000	38	60	10	41	140	135	82.5	2.5	85.0	32	525	425	436	90	616	204	485	8 ^{±1.5}	22	20	310	13
12	60 000	38	60	10	41	160	155	90	2.5	92.5	34	605	495	510	90	630	224	555	9 ^{±1.5}	26	20	460	17
13	83 000	38	60	10	41	180	175	95	2.5	97.5	39	645	535	554	90	688	241	595	11 ^{±1.5}	26	24	584	21
14	117 000	38	60	10	41	210	205	105	2.5	107.5	42	720	610	629	90	711	278	665	9	26	32	875	33
16	160 000	55	90	16	59	230	225	110	2.5	112.5	44	770	660	680	115	853	285	715	10	26	36	1 115	42
17	202 000	55	90	16	59	250	245	120	2.5	122.5	50	895	750	775	115	879	294	830	10	33	24	1 625	60
18	244 000	70	120	20	74.5	260	255	120	2.5	122.5	50	930	785	815	140	1013.5	303	865	10	33	32	2 060	70
19	295 000	70	120	20	74.5	280	275	135	2.5	137.5	56	980	840	870	140	1036.5	327.5	915	12	33	36	2 160	85
20	354 000	70	120	20	74.5	300	295	135	2.5	137.5	56	980	840	870	140	1036.5	327.5	915	12	33	36	2 260	75
21	392 000	70	120	20	74.5	310	305	152	2.5	154.5	62	1115	935	960	140	1093	354	1025	24	39	32	2 870	115
22	450 000	70	120	20	74.5	330	325	152	2.5	154.5	62	1115	935	960	140	1093	354	1025	24	39	32	3 040	105
23	513 000	80	140	25	85	350	345	164	2.5	166.5	68	1210	1025	1056	170	1222	380	1120	28	39	36	3 730	155
24	592 000	80	140	25	85	360	355	164	2.5	166.5	68	1210	1025	1056	170	1222	380	1120	28	39	36	4 220	135
25	684 000	80	140	25	85	380	375	180	2.5	182.5	74	1320	1115	1150	170	1284	407	1220	29	45	36	5 150	195
26	763 000	80	140	25	85	400	395	180	2.5	182.5	74	1320	1115	1150	170	1284	407	1220	29	45	36	5 560	170
27	852 000	90	160	25	95	430	425	191	2.5	193.5	81	1460	1215	1248	200	1470	453	1345	31	52	32	6 580	250
28	950 000	90	160	25	95	450	445	191	2.5	193.5	81	1460	1215	1248	200	1470	453	1345	31	52	32	7 080	220
29	1 060 000	90	160	25	95	460	450	197.5	5	202.5	87	1565	1320	1355	200	1517	483	1450	34	52	36	8 400	310
30	1 200 000	90	160	25	95	480	470	197.5	5	202.5	87	1565	1320	1355	200	1517	483	1450	34	52	36	8 970	280
31	1 330 000	100	180	28	106	480	470	232	5	237.0	94	1665	1400	1443	230	1617	538	1545	36	62	32	11 000	390
32	1 500 000	100	180	28	106	510	500	232	5	237.0	94	1665	1400	1443	230	1617	538	1545	36	62	32	11 500	360
33	1 680 000	120	210	32	127	530	520	242	5	247.0	100	1755	1495	1536	265	1735	573	1635	36	62	36	13 300	470
34	1 920 000	120	210	32	127	570	560	242	5	247.0	100	1755	1495	1536	265	1735	573	1635	36	62	36	14 200	430

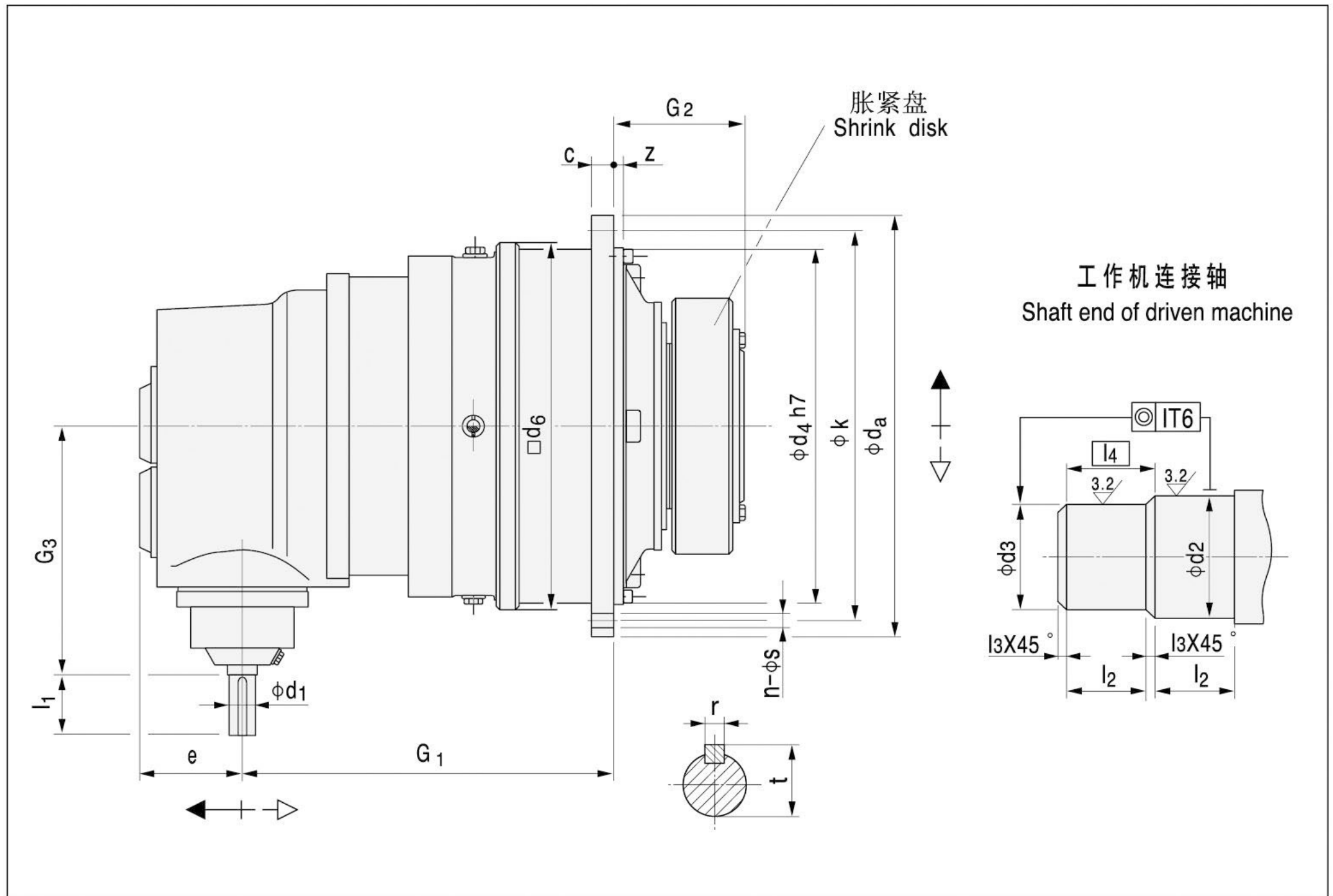
注：1 当d₁ ≤ 100时公差为m6,当d₁ > 100时公差为n6;
2 当尺寸d₂或d₃ ≤ 160时,公差为h6;
当尺寸d₂或d₃ > 160时,公差为g6;
3 重量不包括胀紧盘和润滑油。

Note: 1 When shaft diameter d₁ ≤ 100, tolerance is m6,
When shaft diameter d₁ > 100, tolerance is n6;
2 When shaft diameter d₂ or d₃ ≤ 160, tolerance h6;
When shaft diameter d₂ or d₃ > 160, tolerance g6;
3 Weight without shrink disk and oil.



P3KA

$i_N = 560 \dots 4000$



P3KA 机座号 Type	额定输出扭矩 Nominal output torque T _{2N} (N·m)	输入轴尺寸 Shaft end input side								d ₂	d ₃	l ₂	l ₃	l ₄	c	d _a	d ₄	d ₆	e	G ₁	G ₂	G ₃	k	z	法兰孔尺寸 Flange bolts		重量 Weight (kg)	油量 Oil quantity (l)
		$i_N < 2000$				$i_N \geq 2240$																			s	n		
		d ₁	l ₁	r	t	d ₁	l ₁	r	t																			
9	22 000	35	70	10	38	30	60	8	33	120	115	65	2.5	67.5	24	428	350	356	119	435	165	320	388	6±1.5	18	24	180	7
10	31 000	35	70	10	38	30	60	8	33	130	125	70	2.5	72.5	28	472	394	400	119	455	174	320	436	8±1.5	18	28	240	9
11	42 000	35	70	10	38	30	60	8	33	140	135	82.5	2.5	85	32	525	425	436	119	486	204	320	485	8±1.5	22	20	315	15
12	60 000	35	70	10	38	30	60	8	33	160	155	90	2.5	92.5	34	605	495	510	119	500	224	320	555	9±1.5	26	20	470	20
13	83 000	35	70	10	38	30	60	8	33	180	175	95	2.5	97.5	39	645	535	554	119	558	241	320	595	11±1.5	26	24	595	21
14	117 000	35	70	10	38	30	60	8	33	210	205	105	2.5	107.5	42	720	610	629	119	581	278	320	665	9	26	32	890	33
16	160 000	45	80	14	48.5	35	60	10	38	230	225	110	2.5	112.5	44	770	660	680	137	693	285	375	715	10	26	36	1 137	42
17	202 000	45	80	14	48.5	35	60	10	38	250	245	120	2.5	122.5	50	895	750	775	137	719	294	375	830	10	33	24	1 660	60
18	244 000	50	100	14	53.5	40	80	12	43	260	255	120	2.5	122.5	50	930	785	815	172	818	303	445	865	10	33	32	2 100	70
19	295 000	50	100	14	53.5	40	80	12	43	280	275	135	2.5	137.5	56	980	840	870	172	841	327.5	445	915	12	33	36	2 200	85
20	354 000	50	100	14	53.5	40	80	12	43	300	295	135	2.5	137.5	56	980	840	870	172	841	327.5	445	915	12	33	36	2 300	75
21	392 000	50	100	14	53.5	40	80	12	43	310	305	152	2.5	154.5	62	1115	935	960	172	897.5	354	445	1025	24	39	32	2 930	115
22	450 000	50	100	14	53.5	40	80	12	43	330	325	152	2.5	154.5	62	1115	935	960	172	897.5	354	445	1025	24	39	32	3 100	105
23	513 000	60	110	18	64	50	100	14	53.5	350	345	164	2.5	166.5	68	1210	1025	1056	194	1003	380	520	1120	28	39	36	3 800	155
24	592 000	60	110	18	64	50	100	14	53.5	360	355	164	2.5	166.5	68	1210	1025	1056	194	1003	380	520	1120	28	39	36	4 300	135
25	684 000	60	110	18	64	50	100	14	53.5	380	375	180	2.5	182.5	74	1320	1115	1150	194	1065	407	520	1220	29	45	36	5 250	195
26	763 000	60	110	18	64	50	100	14	53.5	400	395	180	2.5	182.5	74	1320	1115	1150	194	1065	407	520	1220	29	45	36	5 660	170
27	852 000	75	135	20	79.5	60	110	18	64	430	425	191	2.5	193.5	81	1460	1215	1248	240	1205.5	453	615	1345	31	52	32	6 680	250
28	950 000	75	135	20	79.5	60	110	18	64	450	445	191	2.5	193.5	81	1460	1215	1248	240	1205.5	453	615	1345	31	52	32	7 180	220
29	1 060 000	75	135	20	79.5	60	110	18	64	460	450	197.5	5	202.5	87	1565	1320	1355	240	1252.5	483	615	1450	34	52	36	8 500	310
30	1 200 000	75	135	20	79.5	60	110	18	64	480	470	197.5	5	202.5	87	1565	1320	1355	240	1252.5	483	615	1450	34	52	36	9 070	280

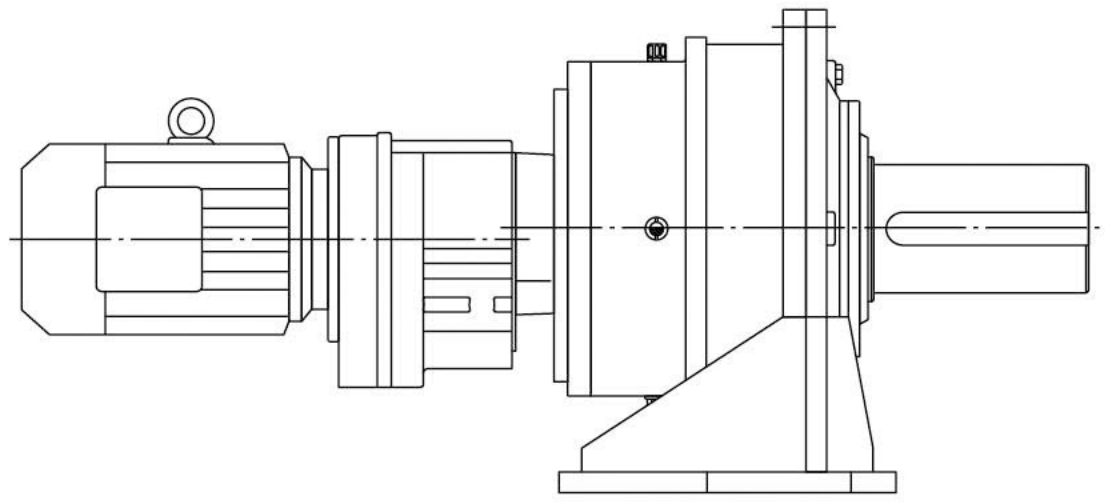
注：1 当d₁ ≤ 100时公差为m6,当d₁ > 100时公差为n6;
2 当尺寸d₂或d₃ ≤ 160时,公差为h6;
当尺寸d₂或d₃ > 160时,公差为g6;
3 重量不包括胀紧盘和润滑油。

Note: 1 When shaft diameter d₁ ≤ 100, tolerance is m6,
When shaft diameter d₁ > 100, tolerance is n6;
2 When shaft diameter d₂ or d₃ ≤ 160, tolerance h6;
When shaft diameter d₂ or d₃ > 160, tolerance g6;
3 Weight without shrink disk and oil.



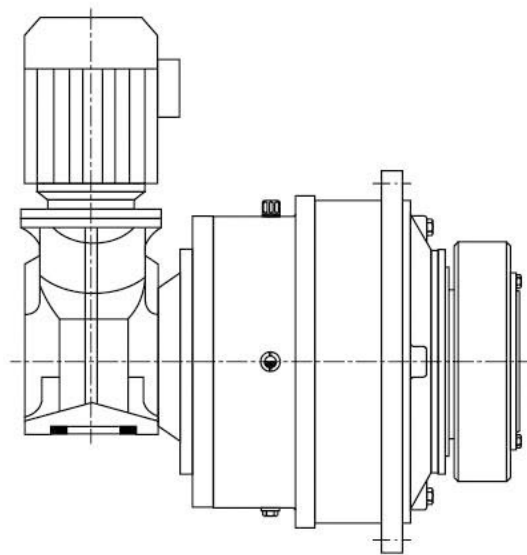
P系列组合型：

P series combination:



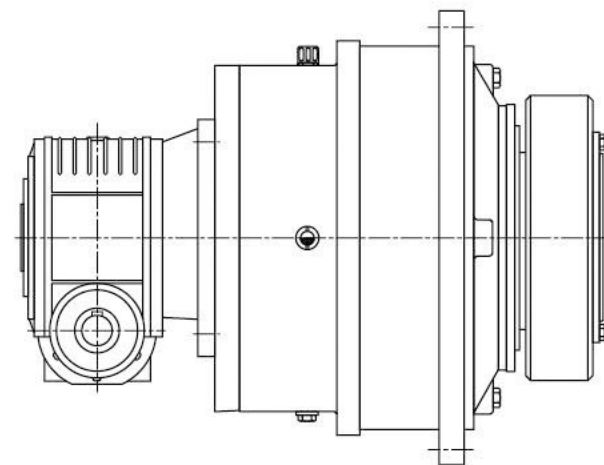
P../R系列组合，详情来电咨询。

P../R combination please consult us.



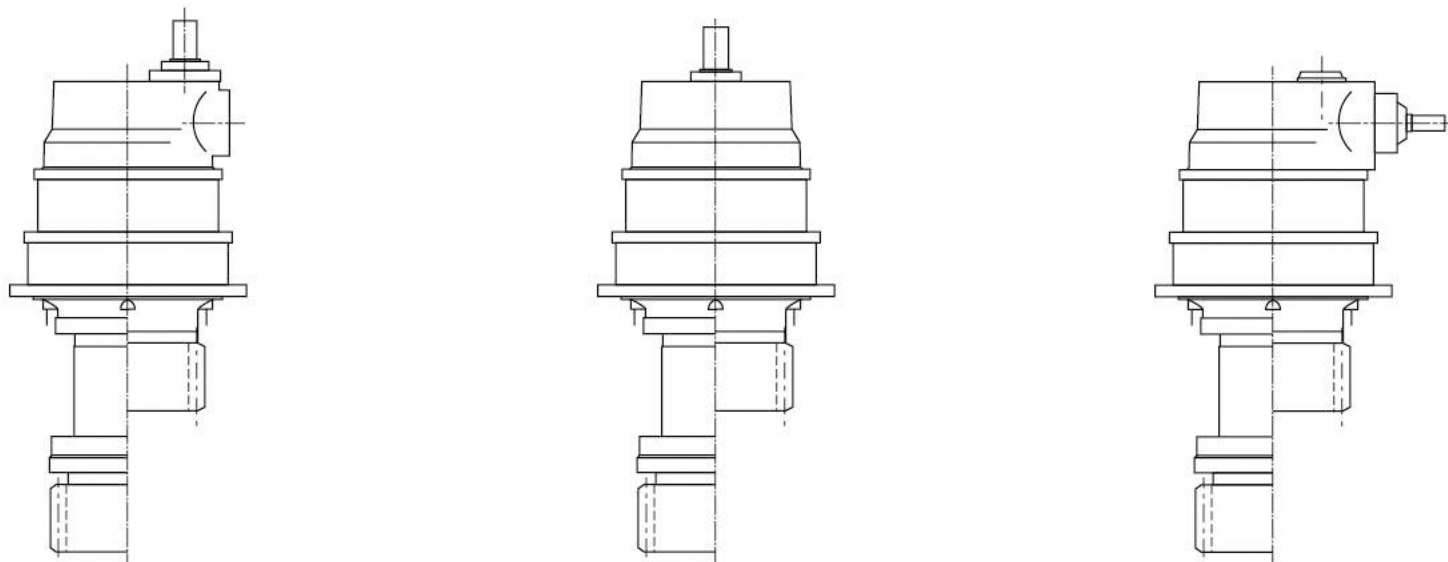
P../K系列组合，详情来电咨询。

P../K combination please consult us.



P../RV(160-250) 组合，详情来电咨询。

P../RV(160-250) combination please consult us.



P../TR回转机构，详情来电咨询。

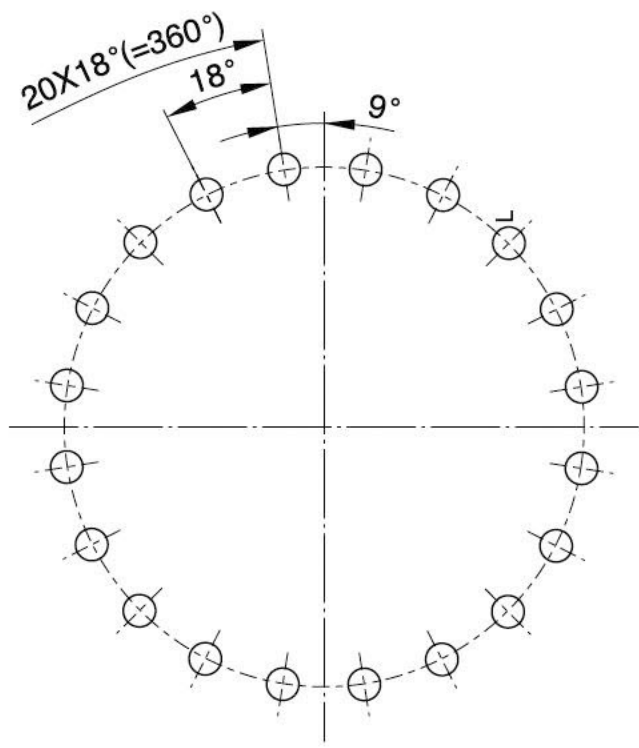
P../TR reversing design, please consult us.

P

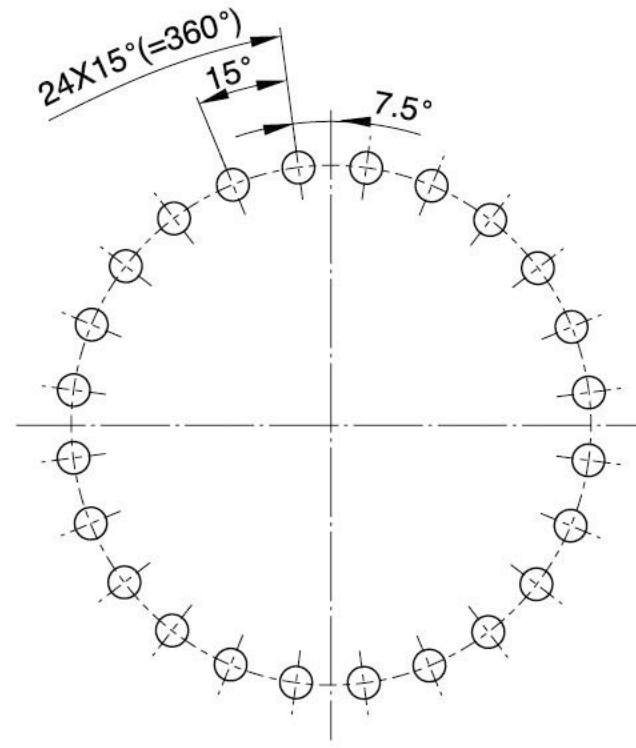


输出法兰孔布置图:

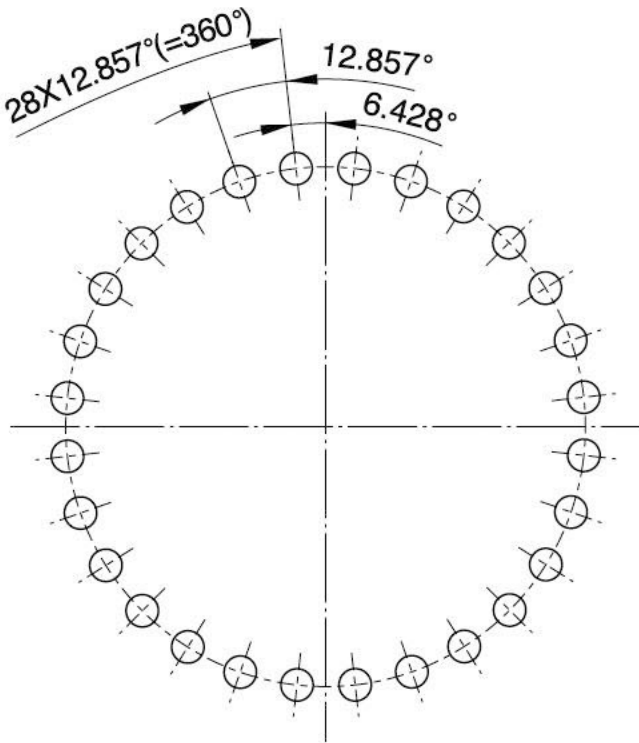
Hole patterns on output flanges:



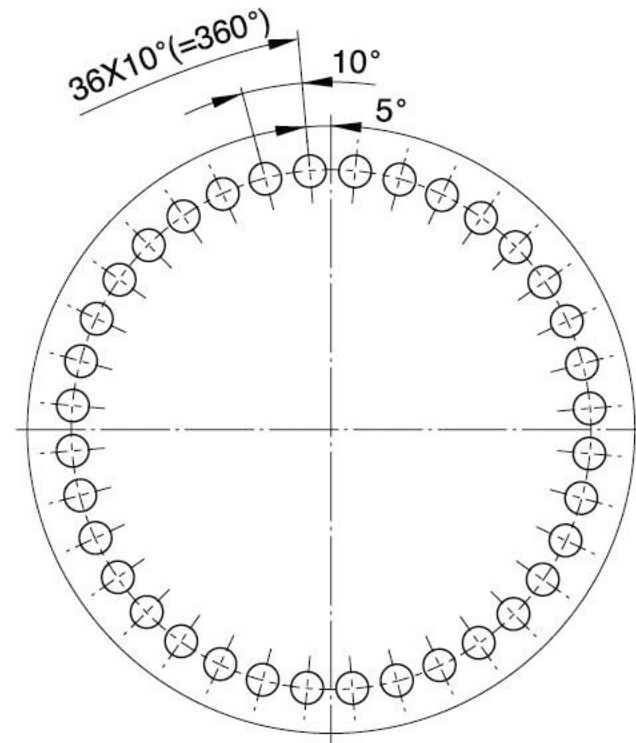
P...11, 12



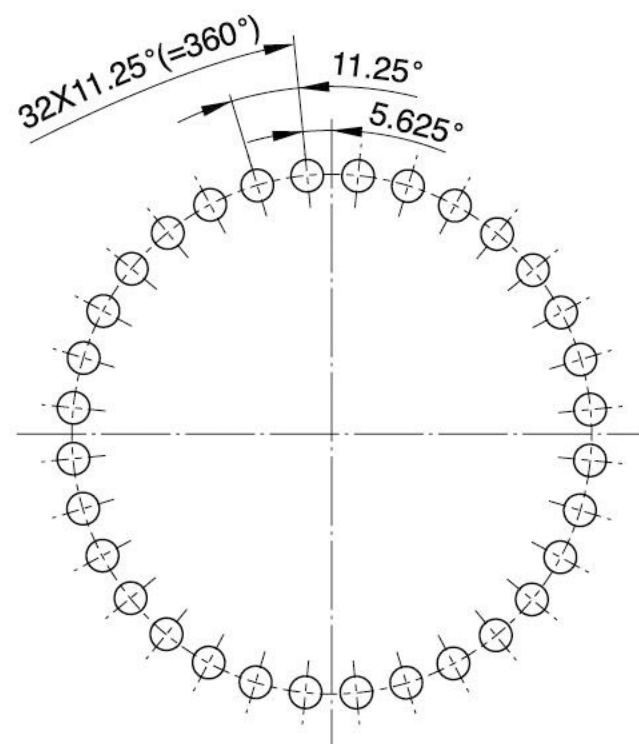
P...9, 13, 17



P...10



P...16, 19, 20, 23, 24, 25, 26, 29, 30, 33, 34

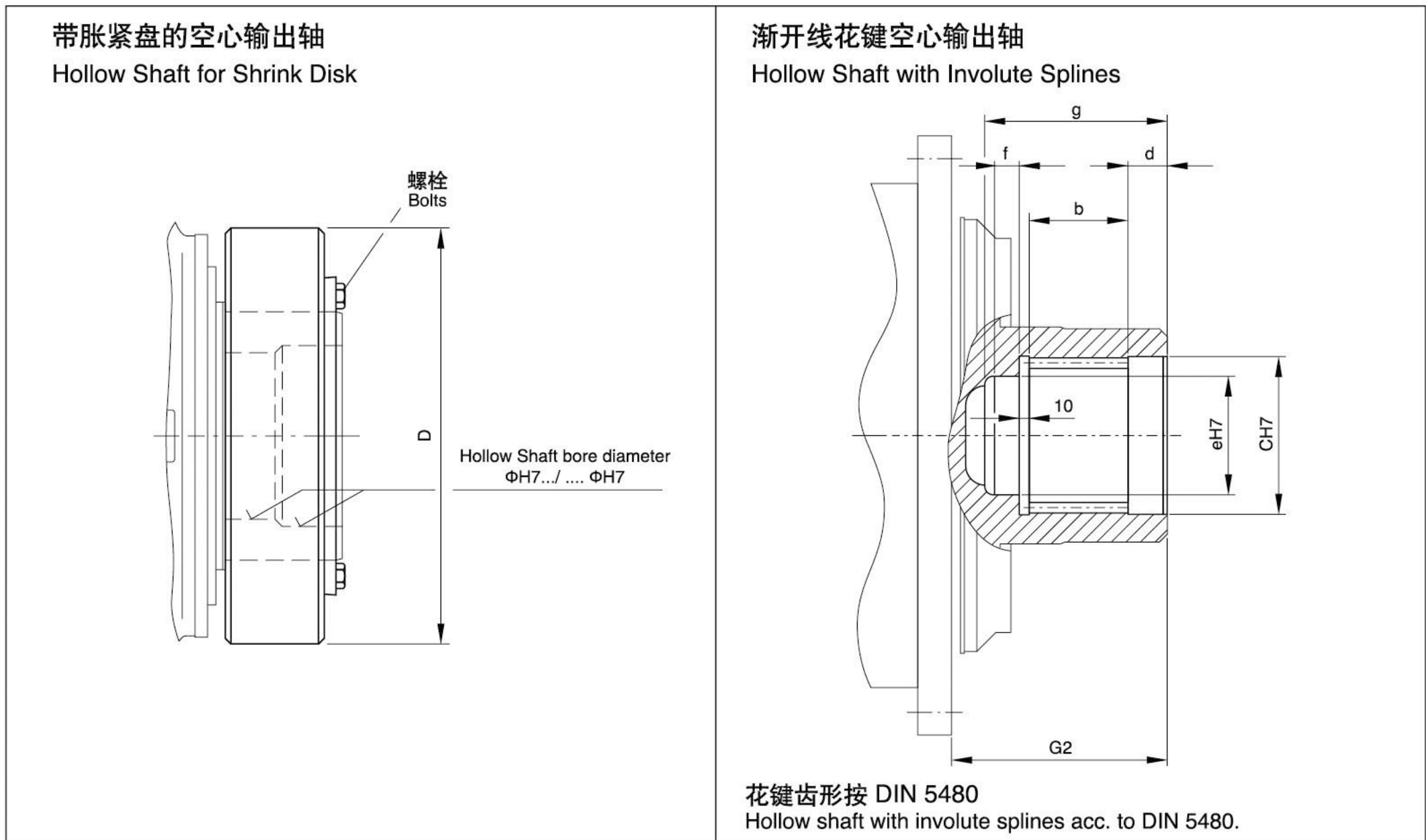


P...14, 18, 21, 22, 27, 28, 31, 32



P系列齿轮箱输出轴：
空心轴：

P series gear units output shaft:
Hollow shaft:



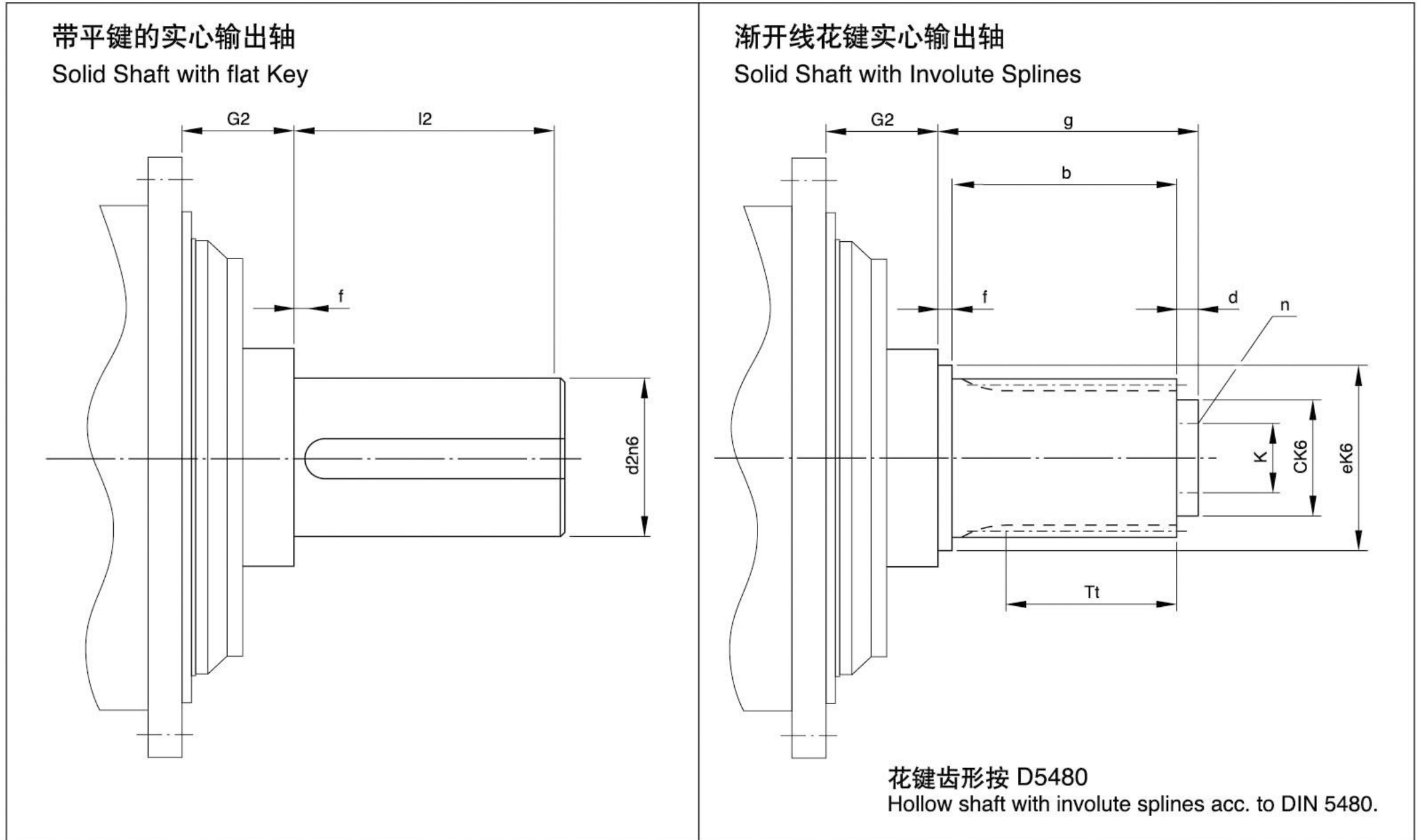
机座号 Type	许用扭矩 Nominal torque T _{2N} (N·m)	胀紧盘 Hollow Shaft for Shrink Disk				空心花键输出轴 Hollow Shaft with Involute Splines							
		型号 Size	D	螺栓 Bolts	重量 Weight (kg)	内花键规格 Type of involute splines	b	c	d	e	f	G2	g
9	22000	155	263	M14	15.2	120X5X30X22X9H	70	122	40	107	20	165	150
10	31000	165	290	M16	21.5	130X5X30X24X9H	80	132	40	117	20	174	160
11	42000	185	320	M16	32.7	140X5X30X26X9H	90	142	45	125	25	204	180
12	60000	220	370	M20	53	160X5X30X30X9H	100	162	45	145	25	223	190
13	83000	240	405	M20	66	180X5X30X34X9H	110	182	45	165	25	237	200
14	117000	280	460	M20	103	210X5X30X40X9H	125	212	45	195	25	264	215
16	160000	300	485	M24	120	240X8X30X28X9H	140	242	50	220	25	285	235
17	202000	320	520	M24	138	250X8X30X30X9H	150	252	50	230	30	290	250
18	244000	340	570	M24	189	260X8X30X31X9H	160	262	50	240	30	303	260
19	295000	360	590	M24	207	280X8X30X34X9H	170	282	50	260	30	327.5	270
20	354000	380	640	M27	244	300X8X30X36X9H	180	302	50	280	30	327.5	280
21	392000	390	650	M27	249	310X8X30X37X9H	190	312	60	290	40	354	310
22	450000	420	670	M27	285	330X8X30X40X9H	200	332	60	310	40	354	320
23	513000	440	720	M27	357	340X8X30X41X9H	200	342	60	320	40	348	320
24	592000	460	770	M27	419	360X8X30X44X9H	220	362	60	340	40	368	340
25	684000	480	800	M30	492	380X8X30X46X9H	230	382	60	360	40	372	350
26	763000	500	850	M30	567	400X8X30X48X9H	240	402	60	380	40	382	360
27	852000	530	910	M30	744	440X8X30X54X9H	250	442	60	420	40	423	370
28	950000	560	940	M30	776	450X8X30X55X9H	260	452	65	430	40	428	385
29	1060000	560	940	M30	836	460X8X30X56X9H	270	462	65	440	45	433	400
30	1200000	590	960	M30	845	480X8X30X58X9H	285	482	65	460	45	448	415
31	1330000	590	960	M30	935								
32	1500000	620	1020	M30	1064								
33	1680000	660	1070	M33	1178								
34	1920000	700	1140	M33	1345								

P



实心轴:

Solid shaft:



机座号 Type	许用扭矩 Nominal torque T _{2N} (N·m)	带平键实心轴 Solid shaft with Parallel Key			实心花键输出轴 Hollow Shaft with Involute Splines										
		d ₂	l ₂	G ₂	外花键规格 Type of involute splines	T _t	b	c	d	e	f	g	k	n	G ₂
9	22000	120	210	95	130X5X30X24X8m	70	80	110	20	132	20	120	80	3XM16X24	95
10	31000	130	210	95	140X5X30X26X8m	80	90	120	20	142	20	130	90	3XM16X24	95
11	42000	150	240	109	160X5X30X30X8m	90	100	140	25	162	25	150	110	3XM16X24	109
12	60000	160	270	106	180X5X30X34X8m	100	110	90	25	182	25	160	130	3XM16X24	106
13	83000	180	310	118	200X5X30X38X8m	110	120	100	30	202	25	175	140	3XM16X24	118
14	117000	210	350	139	220X5X30X42X8m	125	135	120	30	222	30	195	160	3XM16X24	139
16	160000	230	350	142	250X8X30X30X8m	140	155	140	35	252	30	220	185	3XM20X30	142
17	202000	250	400	139	260X8X30X31X8m	150	165	155	40	262	35	240	200	3XM20X30	139
18	244000	260	400	134	280X8X30X34X8m	160	175	170	40	282	35	250	215	3XM20X30	134
19	295000	280	450	148.5	300X8X30X36X8m	170	185	180	40	302	35	260	225	3XM20X30	148.5
20	354000	300	500	148.5	310X8X30X37X8m	180	195	190	40	312	35	270	235	6XM20X30	148.5
21	392000	310	500	158	320X8X30X38X8m	190	205	200	40	322	35	280	250	6XM20X30	158
22	450000	330	500	158	340X8X30X41X8m	200	215	210	40	342	35	290	265	6XM20X30	158
23	513000	350	550	175	360X8X30X44X8m	200	215	230	40	362	35	290	275	6XM20X30	175
24	592000	360	590	175	380X8X30X46X8m	220	235	245	40	382	35	310	290	6XM20X30	175
25	684000	380	590	182	400X8X30X48X8m	230	245	260	40	402	35	320	310	6XM24X36	182
26	763000	400	650	182	420X8X30X51X8m	240	255	280	40	422	35	330	330	6XM24X36	182
27	852000	430	690	196.5	440X8X30X54X8m	250	265	310	40	442	35	340	370	6XM24X36	196.5
28	950000	450	750	196.5	450X8X30X55X8m	260	275	330	45	452	40	360	380	6XM24X36	196.5
29	1060000	460	750	209	460X8X30X56X8m	270	285	340	45	462	40	370	390	6XM24X36	209
30	1200000	480	790	209	480X8X30X58X8m	285	300	360	45	482	40	385	410	6XM24X36	209
31	1330000	500	790	232											
32	1500000	510	850	232											
33	1690000	530	900	251											
34	1920000	570	950	251											

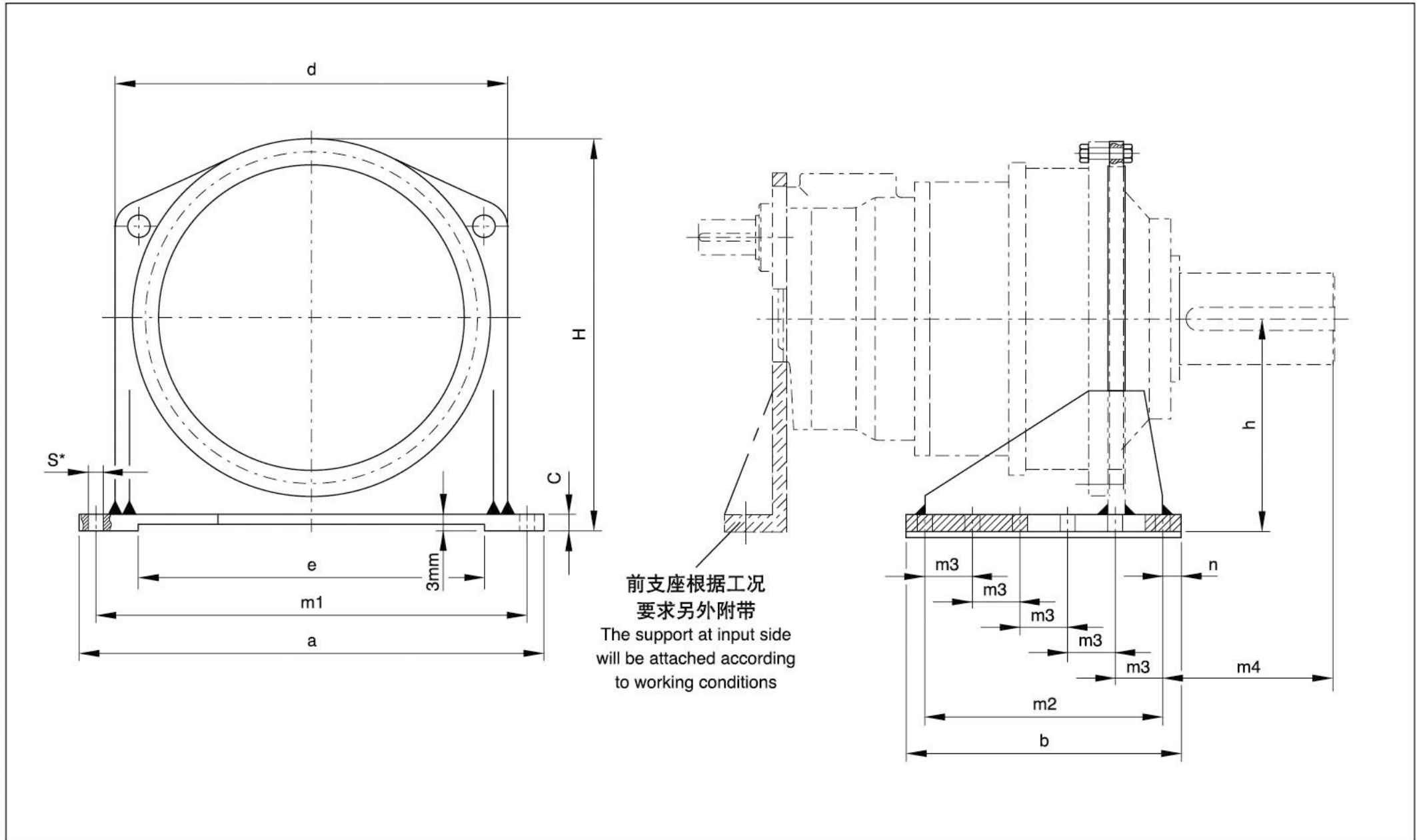


附件:

齿轮箱机座(附件代号-96):

Attachments:

Gear Housing Base:



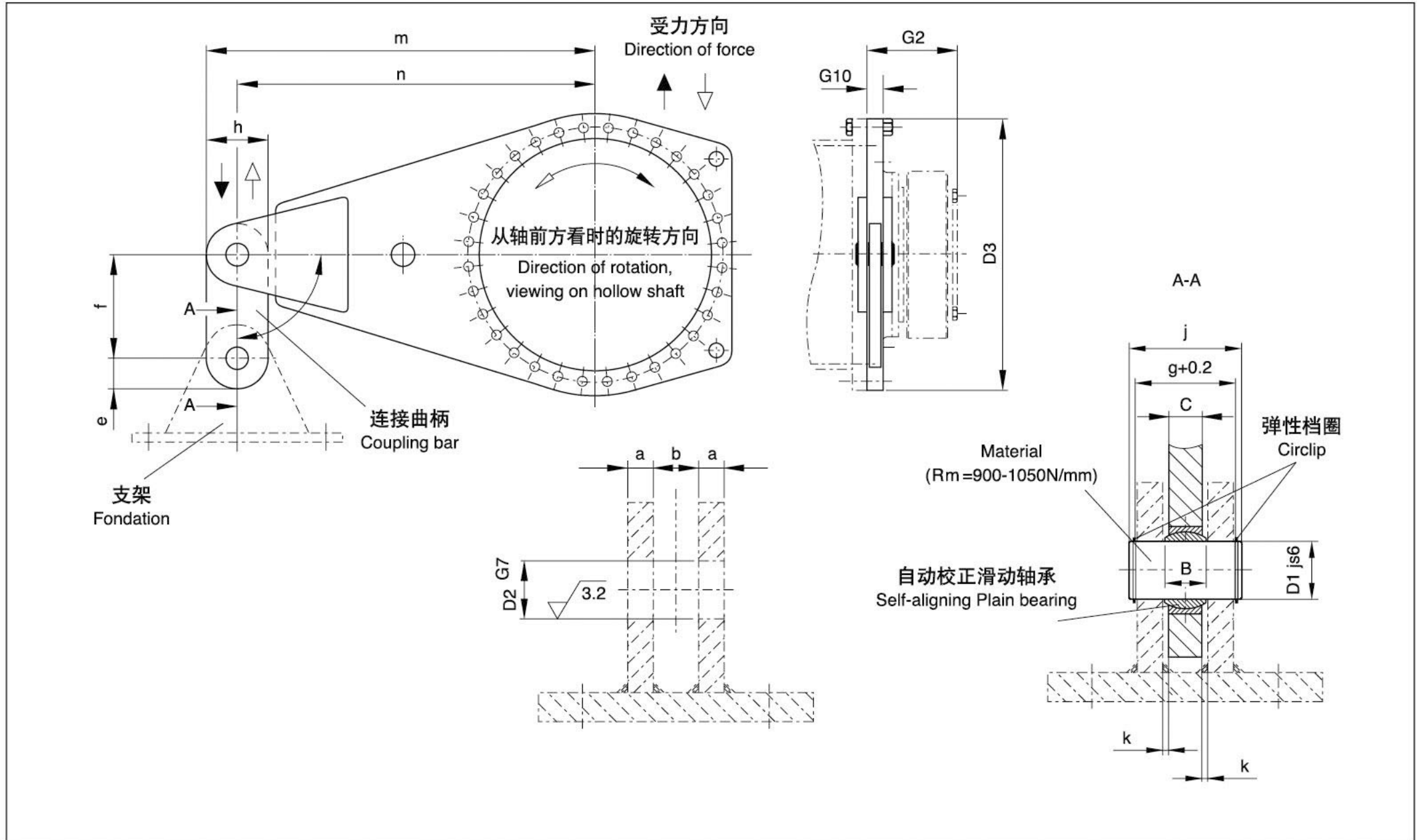
Size	a	b	c	d	e	h	H	m1	m2	m3	m4	n	螺栓孔 Bolt		重量 Weight (kg)
													s*	数量 No.	
9	580	330	20	450	380	260	480	520	260	130	240	35	26	2X3	56
10	630	360	25	500	430	280	525	570	290	145	240	35	26	2X3	82
11	680	400	30	550	480	315	585	620	330	110	274	35	26	2X4	122
12	760	450	30	630	560	360	670	700	380	95	292	35	26	2X5	157
13	820	490	35	680	610	390	720	750	420	105	334	35	26	2X5	213
14	920	560	35	760	680	430	800	840	480	120	380	40	33	2X5	270
16	980	580	40	820	700	470	865	900	500	125	374	40	33	2X5	350
17	1130	670	45	940	810	540	998	1040	580	145	405	45	39	2X5	520
18	1180	720	45	980	830	560	1035	1080	620	155	385	50	39	2X5	580
19	1260	760	50	1050	880	590	1090	1160	640	160	450	60	45	2X5	720
20	1260	760	50	1050	880	590	1090	1160	640	160	500	60	45	2X5	720
21	1440	840	55	1170	1020	660	1228	1320	700	175	513	70	52	2X5	940
22	1440	840	55	1170	1020	660	1228	1320	700	175	513	70	52	2X5	940
23	1540	910	60	1270	1100	730	1345	1420	750	150	567	80	52	2X6	1275
24	1540	910	60	1270	1100	730	1345	1420	750	150	607	80	52	2X6	1275
25	1700	1000	65	1400	1240	795	1465	1550	860	215	574	70	62	2X5	1670
26	1700	1000	65	1400	1240	795	1465	1550	860	215	634	70	62	2X5	1670
27	1850	1100	70	1550	1370	870	1610	1700	950	190	664	75	62	2X6	2170
28	1850	1100	70	1550	1370	870	1610	1700	950	190	724	75	62	2X6	2170
29	1980	1180	75	1640	1460	925	1715	1820	1000	250	731	90	70	2X5	2650
30	1980	1180	75	1640	1460	925	1715	1820	1000	250	771	90	70	2X5	2650
31	2150	1300	75	1750	1570	1000	1845	1950	1100	220	773	100	70	2X6	3100
32	2150	1300	75	1750	1570	1000	1845	1950	1100	220	833	100	70	2X6	3100
33	2230	1350	85	1850	1630	1050	1940	2050	1150	230	883	100	78	2X6	3850
34	2230	1350	85	1850	1630	1050	1940	2050	1150	230	933	100	78	2X6	3850





单向扭力臂(附件代号-75):

Torque Reaction Arm on one Side for coupling Bar:



Size	T2N (N·m)	D1	D2	D3	G2	G10	a min.	b	B*	c	e	f	g +0.2	h	j	k	m	n	滑动轴承 Plain bearing	Weight (kg)
9	22000	30	440	165	25	15	25	22	18	50	140	59.5	100	70	3.5	605	555	30	38	
10	31000	35	485	174	30	15	30	25	20	52.5	140	64.5	105	75	5	667.5	615	35	51	
11	42000	40	540	204	30	18	30	28	22	65	160	70.5	130	85	4	750	685	40	82	
12	60000	40	620	224	30	18	30	28	22	65	160	70.5	130	85	4	850	785	40	85	
13	83000	45	665	241	35	20	35	32	25	72.5	180	79.5	145	95	5	912.5	840	45	113	
14	117000	50	740	278	40	20	40	35	30	72.5	200	85	145	100	5	1012.5	940	50	145	
16	160000	60	790	285	50	25	50	44	35	77.5	240	105	155	120	7.5	1077.5	1000	60	206	
17	202000	60	915	294	50	25	50	44	35	85	240	105	170	120	7.5	1250	1165	60	274	
18	244000	70	955	303	55	30	55	49	40	105	280	120	210	135	7.5	1315	1210	70	365	
19	295000	80	1005	327.5	60	30	60	55	45	105	320	125	210	145	7.5	1405	1300	80	423	
20	354000	80	1005	327.5	60	30	60	55	45	105	320	125	210	145	7.5	1405	1300	80	423	
21	392000	80	1140	354	60	30	60	55	45	113	320	125	225	145	7.5	1562.5	1450	80	530	
22	450000	80	1140	354	60	30	60	55	45	113	320	125	225	145	7.5	1562.5	1450	80	530	
23	513000	90	1235	380	65	30	65	60	50	125	360	130	250	150	7.5	1700	1575	90	665	
24	592000	90	1235	380	65	30	65	60	50	125	360	130	250	150	7.5	1700	1575	90	665	
25	684000	100	1350	407	75	35	75	70	55	138	400	150	275	170	10	1857.5	1720	100	940	
26	763000	100	1350	407	75	35	75	70	55	138	400	150	275	170	10	1857.5	1720	100	940	
27	852000	110	1490	453	75	35	75	70	55	150	440	150	300	175	10	2050	1900	110	1120	
28	950000	110	1490	453	75	35	75	70	55	150	440	150	300	175	10	2050	1900	110	1120	
29	1060000	110	1600	483	75	35	75	70	55	158	440	150	315	175	10	2192.5	2035	110	1260	
30	1200000	110	1600	483	75	35	75	70	55	158	440	150	315	175	10	2192.5	2035	110	1260	
31-34	On request																			

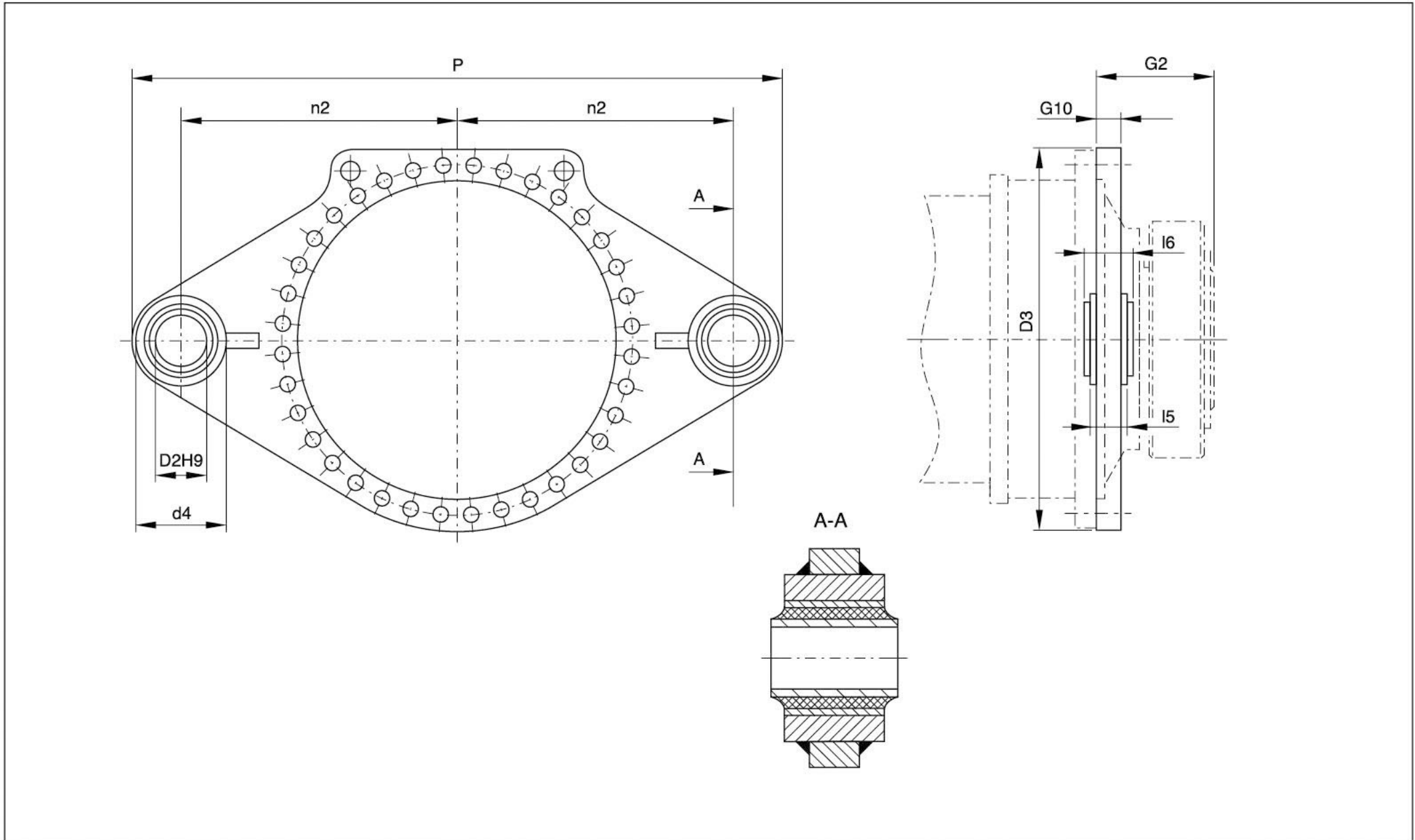
*) B=22-35, 公差为-0.12
B=44-55, 公差为-0.15
B=60-70, 公差为-0.20

*) Nominal size B=22-35, tolerance-0.12
Nominal size B=44-55, tolerance-0.15
Nominal size B=60-70, tolerance-0.20



带橡胶衬套的双向扭力臂(附件代号-76):

Torque Reaction Arm on Two Sides with Rubber Bushes:



Size	T _{2N} (N·m)	D2*	D3	d4	G2	G10	l5	l6	n2	P	衬套 Bush	质量 Weight (kg)
9	22000	50	440	115	165	30	100	110	500	1140	0118095	58
10	31000	50	485	115	174	30	100	110	500	1240	0118095	72
11	42000	100	540	180	204	30	110	120	575	1355	0118772	95
12	60000	100	620	180	224	35	110	120	625	1455	0118772	120
13	83000	110	665	210	241	35	170	180	600	1435	0118802	145
14	117000	110	740	210	278	40	170	180	650	1535	0118802	170
16	160000	124	790	240	285	40	220	230	700	1670	0118805	230
17	202000	124	915	240	288	40	220	230	750	1770	0118805	300
18	244000	124	955	240	303	50	220	230	900	2070	0118805	400

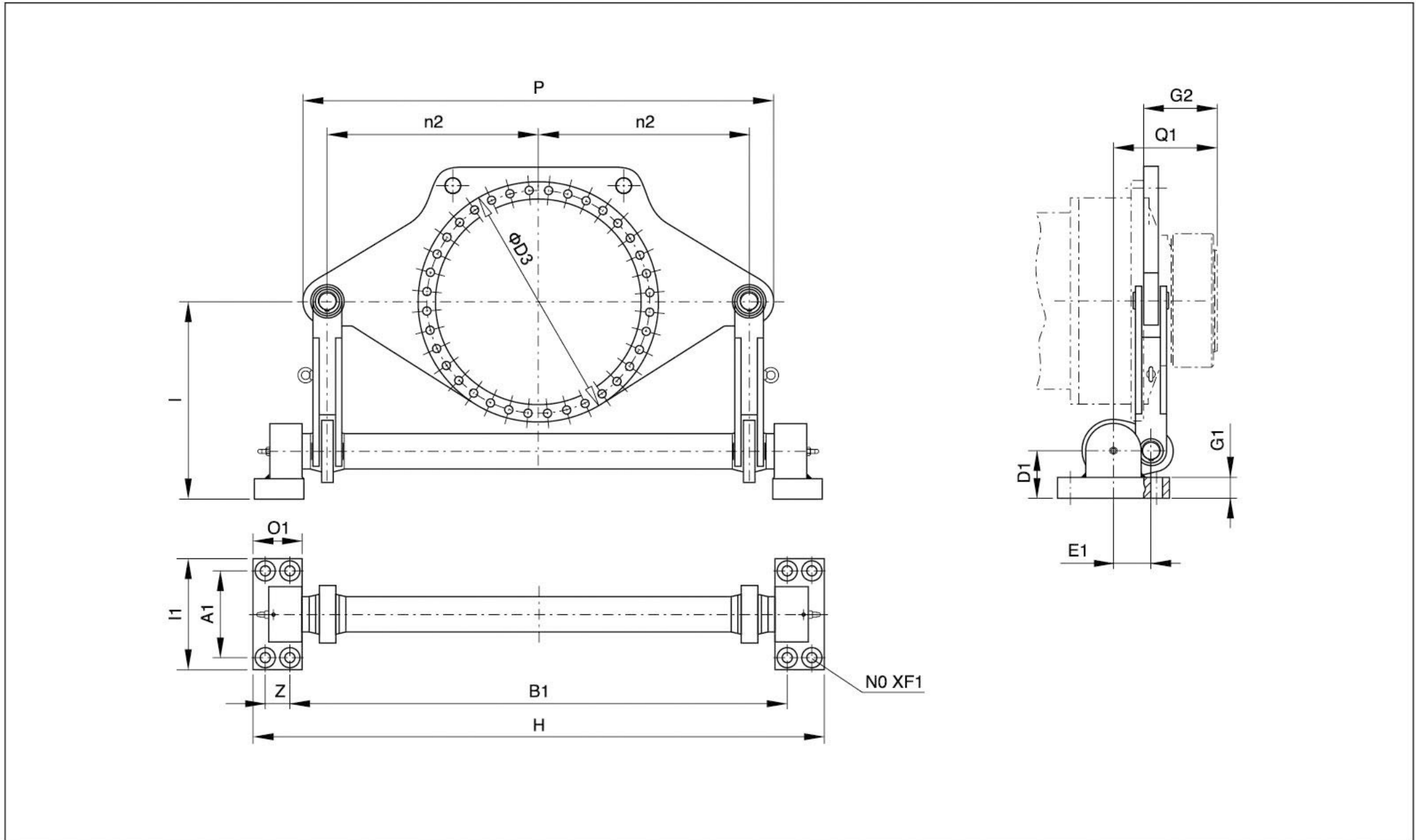
* 销轴 Pin: Φh8

P



扭转轴支架(附件代号-77):

Torsion Shaft Support:

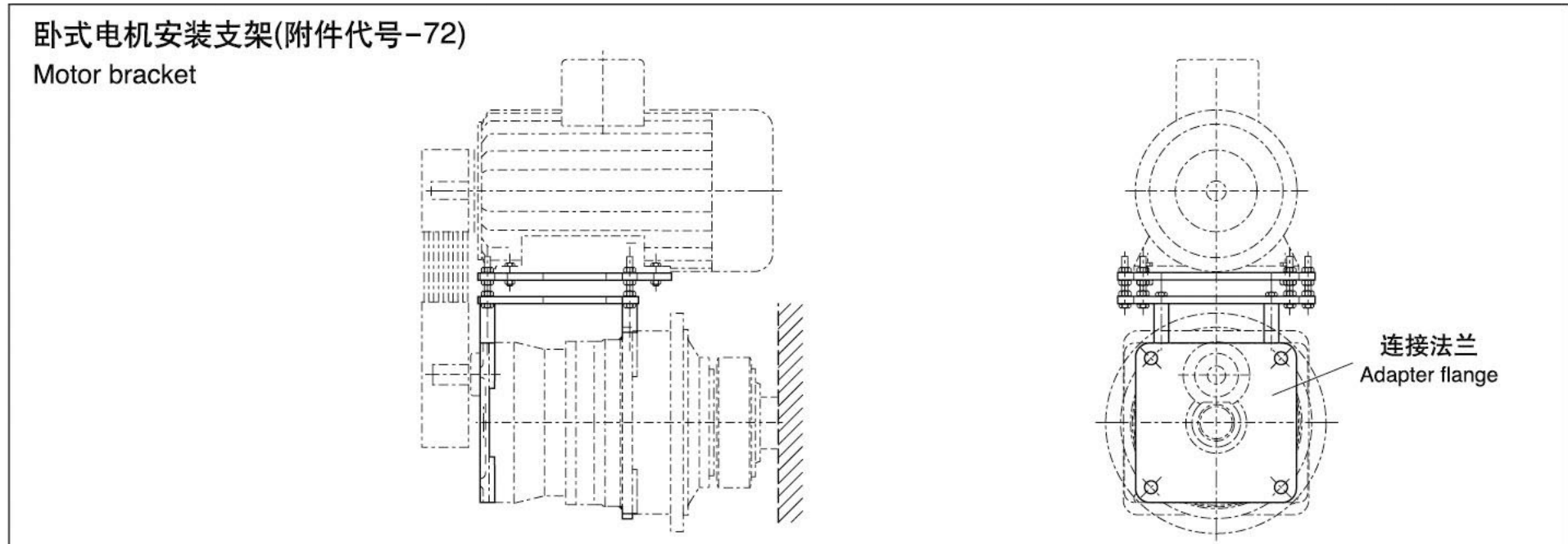
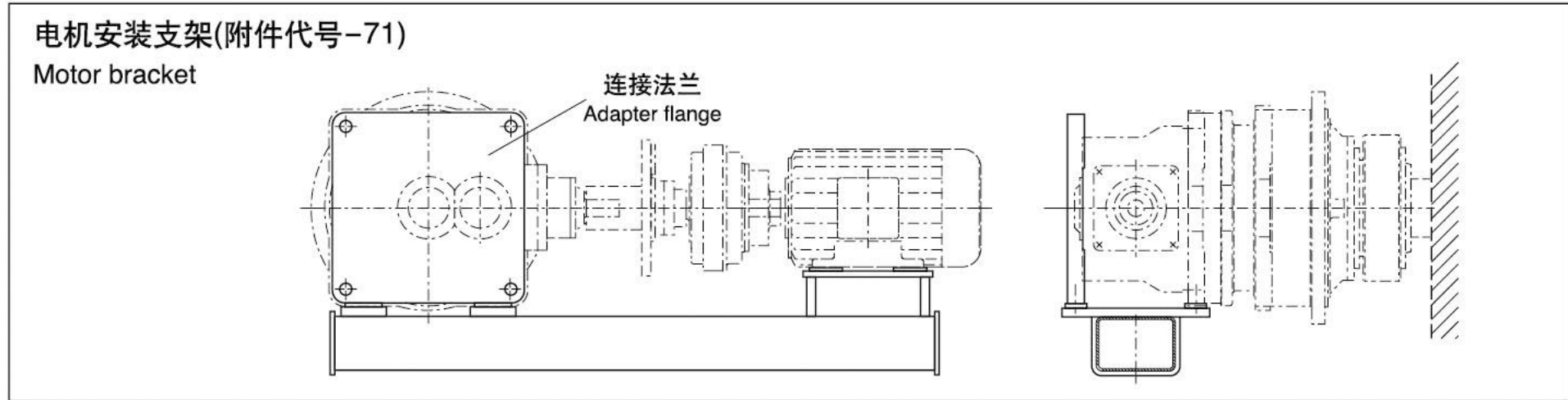
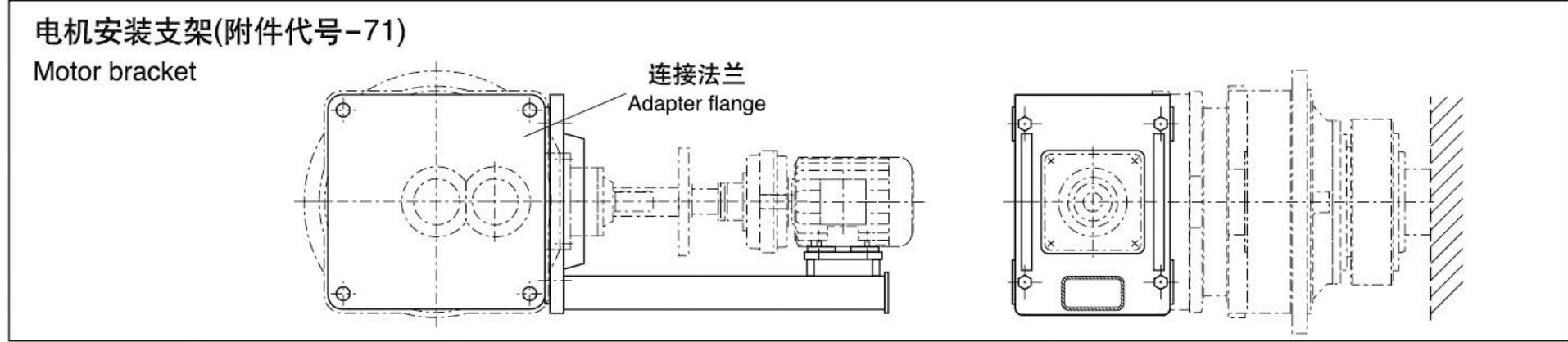


Size	T ₂ N (N·m)	A1	B1	D3	D1	E1	F1	G1	G2	H	I	I1	n2	N0	O1	P	Q1	Z	重量 Weight (kg)
9	22000	250	1414	610	120	105	33	48.5	165	1619	560	330	550	8	140	1230	247.5	65	300
10	31000	250	1414	610	120	105	33	48.5	174	1619	560	330	550	8	140	1230	256.5	65	300
11	42000	250	1414	610	120	105	33	48.5	204	1619	560	330	550	8	140	1230	286.5	65	300
12	60000	250	1414	610	120	105	33	48.5	224	1619	560	330	550	8	140	1230	306.5	65	300
13	83000	280	1604	775	155	145	39	68.5	241	1837	620	380	650	8	158	1450	358.5	75	600
14	117000	280	1604	775	155	145	39	68.5	278	1837	620	380	650	8	158	1450	395.5	75	600
16	160000	280	1604	775	155	145	39	68.5	285	1837	620	380	650	8	158	1450	402.5	75	600
17	202000	315	1777	955	170	165	39	73.5	294	2041	700	400	750	8	180	1680	431.5	84	900
18	244000	315	1777	955	170	165	39	73.5	303	2041	700	400	750	8	180	1680	440.5	84	900
19	295000	350	2000	985	195	175	45	83.5	328	2300	860	450	850	8	200	1900	470.5	100	1400
20	354000	350	2000	985	195	175	45	83.5	328	2300	860	450	850	8	200	1900	470.5	100	1400
21	392000	400	2254	1120	210	190	45	88.5	354	2591	900	530	950	8	225	2110	506.5	113	1700
22	450000	400	2254	1120	210	190	45	88.5	354	2591	900	530	950	8	225	2110	506.5	113	1700
23	513000	450	2496	1215	235	220	45	98.5	380	2871	1060	590	1063	8	250	2385	562.5	125	2150
24	592000	450	2496	1215	235	220	45	98.5	380	2871	1060	590	1063	8	250	2385	562.5	125	2150
25	684000	500	2816	1350	275	245	52	118.5	407	3236	1200	650	1150	8	280	2600	614.5	140	2700
26	763000	500	2816	1350	275	245	52	118.5	407	3236	1200	650	1150	8	280	2600	614.5	140	2700
27	852000	530	2887	1490	300	255	52	128.5	453	3327	1250	700	1250	8	290	2820	670.5	150	3400
28	950000	530	2887	1490	300	255	52	128.5	453	3327	1250	700	1250	8	290	2820	670.5	150	3400
29	1060000	560	3200	1565	300	280	62	128.5	483	3673	1350	750	1360	8	315	3080	718	158	4350
30	1200000	560	3200	1565	300	280	62	128.5	483	3673	1350	750	1360	8	315	3080	718	158	4350
31	1330000	590	3408	1695	340	300	70	148.5	538	3906	1400	790	1450	8	330	3260	788	168	5500
32	1500000	590	3408	1695	340	300	70	148.5	538	3906	1400	790	1450	8	330	3260	788	168	5500
33	1680000	620	3588	1785	375	320	70	158.5	573	4116	1500	840	1550	8	350	3520	840.5	178	7000
34	1920000	620	3588	1785	375	320	70	158.5	573	4116	1500	840	1550	8	350	3520	840.5	178	7000



电机安装支架:

Motor Bracket:



法兰联接及底座安装时螺母的预紧扭矩: Tightening Torques for Flange Connections and Foot-mounted Design:

Size	Flange attachment		Base attachment	
	螺栓 Thread (10.9)	预紧扭矩 Tightening torque (N·m)	螺栓 Thread (8.5)	预紧扭矩 Tightening torque (N·m)
9	M16	295	M24	710
10	M16	295	M24	710
11	M20	580	M24	710
12	M24	1000	M24	710
13	M24	1000	M24	710
14	M24	1000	M30	1450
16	M24	1000	M30	1450
17	M30	2000	M36	2530
18	M30	2000	M36	2530
19/20	M30	2000	M42	4070
21/22	M36	3560	M48	6140
23/24	M36	3560	M48	6140
25/26	M42	5720	M56	9840
27/28	M48	8640	M56	9840
29/30	M48	8640	M64	14300
31/32	M56	13850	M64	14300
33/34	M56	13850	M64	14300

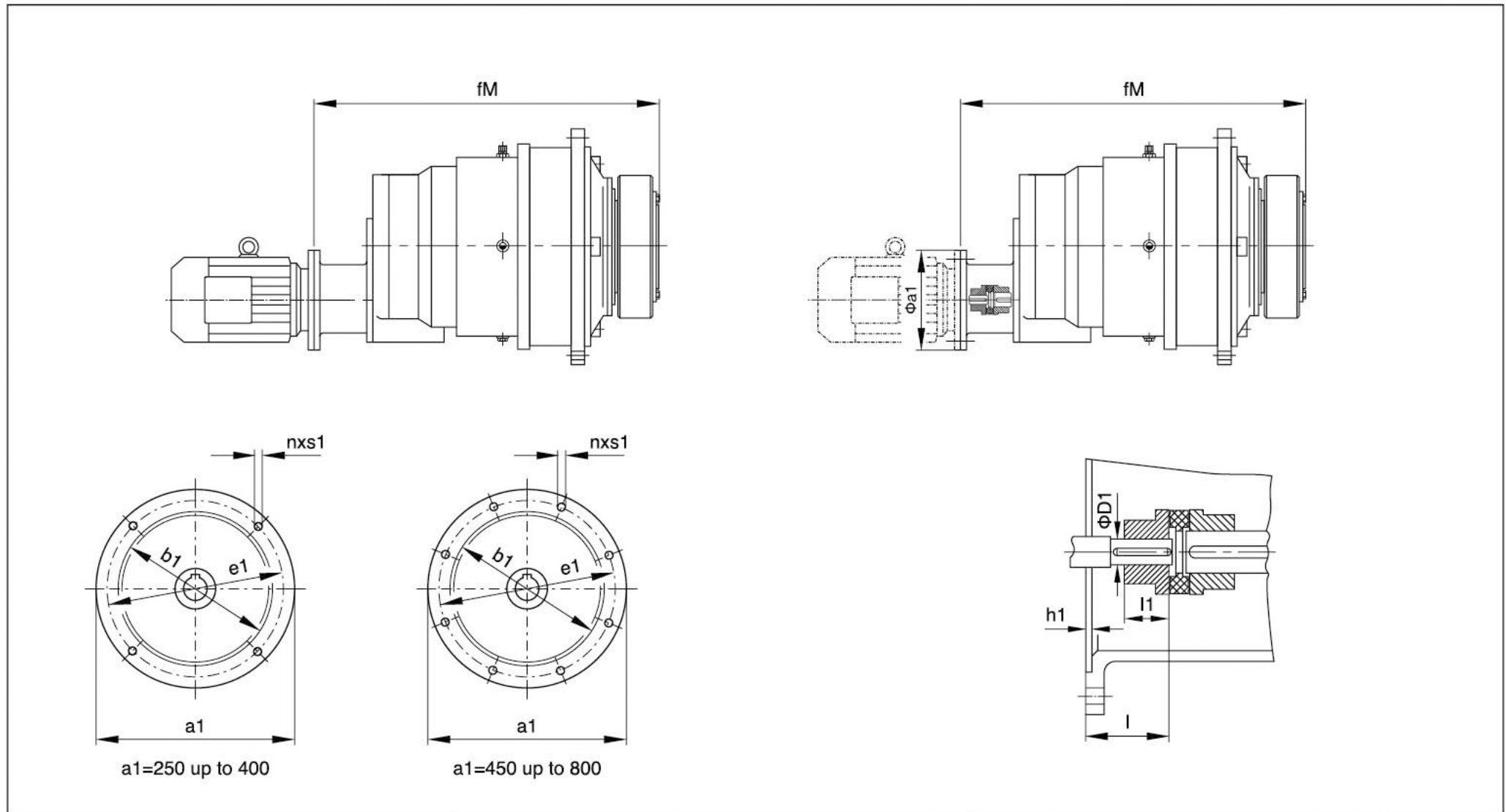


P系列减速机带电机法兰输入:

Planetary gear units with motor flange and coupling:

P2S. 带电机、输入法兰及联轴器尺寸:

Type P2S. With Motor Bell Housing and Coupling:



P2S.	电机 Motor (Y)*	法兰 Flange (F)**	a1	b1(h7)	D1	e1	fM	h1	l1	l	n	s1
9	160		350	250	42	300	832	6	75	110	4	M16
	180		350	250	48	300	832	6	75	110	4	M16
10	160		350	250	42	300	861	6	75	110	4	M16
	180		350	250	48	300	861	6	75	110	4	M16
11	160		350	250	42	300	1010	6	75	110	4	M16
	180		350	250	48	300	1010	6	75	110	4	M16
	200		400	300	55	350	1010	7	75	110	4	M16
12	160		350	250	42	300	1044	6	75	110	4	M16
	180		350	250	48	300	1044	6	75	110	4	M16
	200		400	300	55	350	1044	7	75	110	4	M16
13	225		450	350	60	400	1247	7	90	140	8	M16
	250		550	450	65	500	1247	8	90	140	8	M16
14	225		450	350	60	400	1307	7	90	140	8	M16
	250		550	450	65	500	1307	8	90	140	8	M16
16	250		550	450	65	500	1452	7	100	140	8	M16
	280		550	450	75	500	1452	8	100	140	8	M16
17	250		550	450	65	500	1487	7	100	140	8	M16
	280		550	450	75	500	1487	8	100	140	8	M16
18	315		660	550	80	600	1680	11	110	140	8	M20
19,20	315		660	550	80	600	1728	11	110	140	8	M20

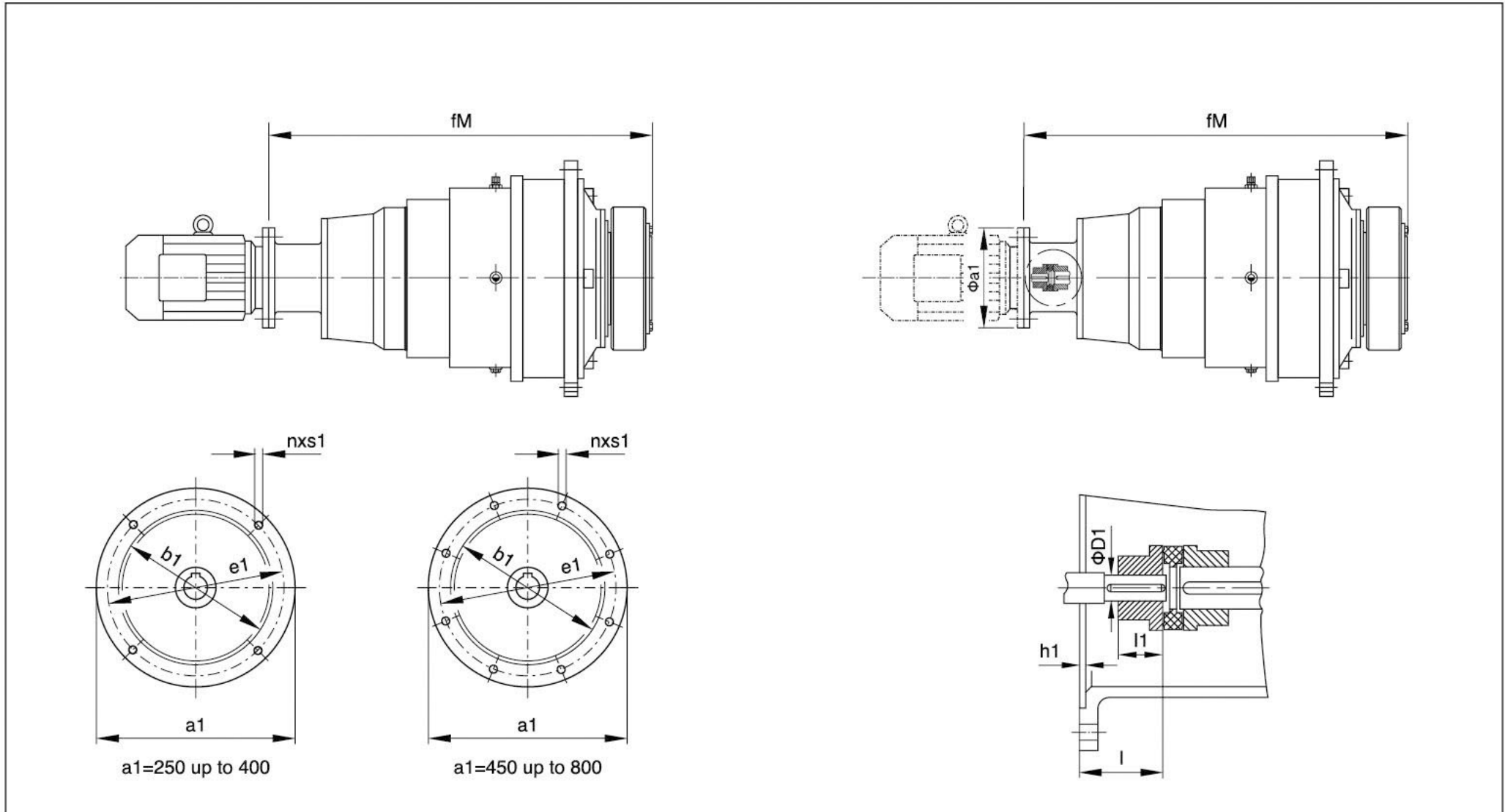
注: (1) “*” 所选直联电机机座号所对应的功率应满足传动能力表;
“**” 表格中所示的法兰为标准型号的法兰, 如有异同请另咨询。
(2)侧面扭力臂组合, 请咨询。

Note: (1) “*” Power of selected motor must meet transmission table.
“**” Indicate standard flange, if special dimension is needed, please consult us.
(2) For combinations with torque arm on one side, please refer to us.



P3N. 带电机法兰及联轴器尺寸:

Type P3N. With Motor Bell Housing and Coupling:



P3N.	电机 Motor (Y)*	法兰 Flange (F)**	a1	b1(h7)	D1	e1	fM	h1	l1	l	n	s1
9	132		300	230	38	265	912	5	56	80	4	M12
	160		350	250	42	300	960	6	80	110	4	M16
	180		350	250	48	300	960	6	80	110	4	M16
10	132		300	230	38	265	941	5	56	80	4	M12
	160		350	250	42	300	989	6	80	110	4	M16
	180		350	250	48	300	989	6	80	110	4	M16
11	132		300	230	38	265	1002	5	56	80	4	M12
	160		350	250	42	300	1050	6	80	110	4	M16
	180		350	250	48	300	1050	6	80	110	4	M16
12	132		300	230	38	265	1036	5	56	80	4	M12
	160		350	250	42	300	1084	6	80	110	4	M16
	180		350	250	48	300	1084	6	80	110	4	M16
13	160		350	250	42	300	1159	6	80	110	4	M16
	180		350	250	48	300	1159	6	80	110	4	M16
	200		400	300	55	350	1159	7	80	110	4	M16
14	160		350	250	42	300	1219	6	80	110	4	M16
	180		350	250	48	300	1219	6	80	110	4	M16
	200		400	300	55	350	1219	7	80	110	4	M16
16	200		400	300	55	350	1400	7	90	110	4	M16
	225		450	350	60	400	1430	7	90	140	8	M16
17	200		400	300	55	350	1435	7	90	110	4	M16
	225		450	350	60	400	1465	7	90	140	8	M16
18	250		550	450	65	500	1636.5	7	100	140	8	M16
	280		550	450	75	500	1636.5	8	100	140	8	M16
19,20	250		550	450	65	500	1685	7	100	140	8	M16
	280		550	450	75	500	1685	8	100	140	8	M16

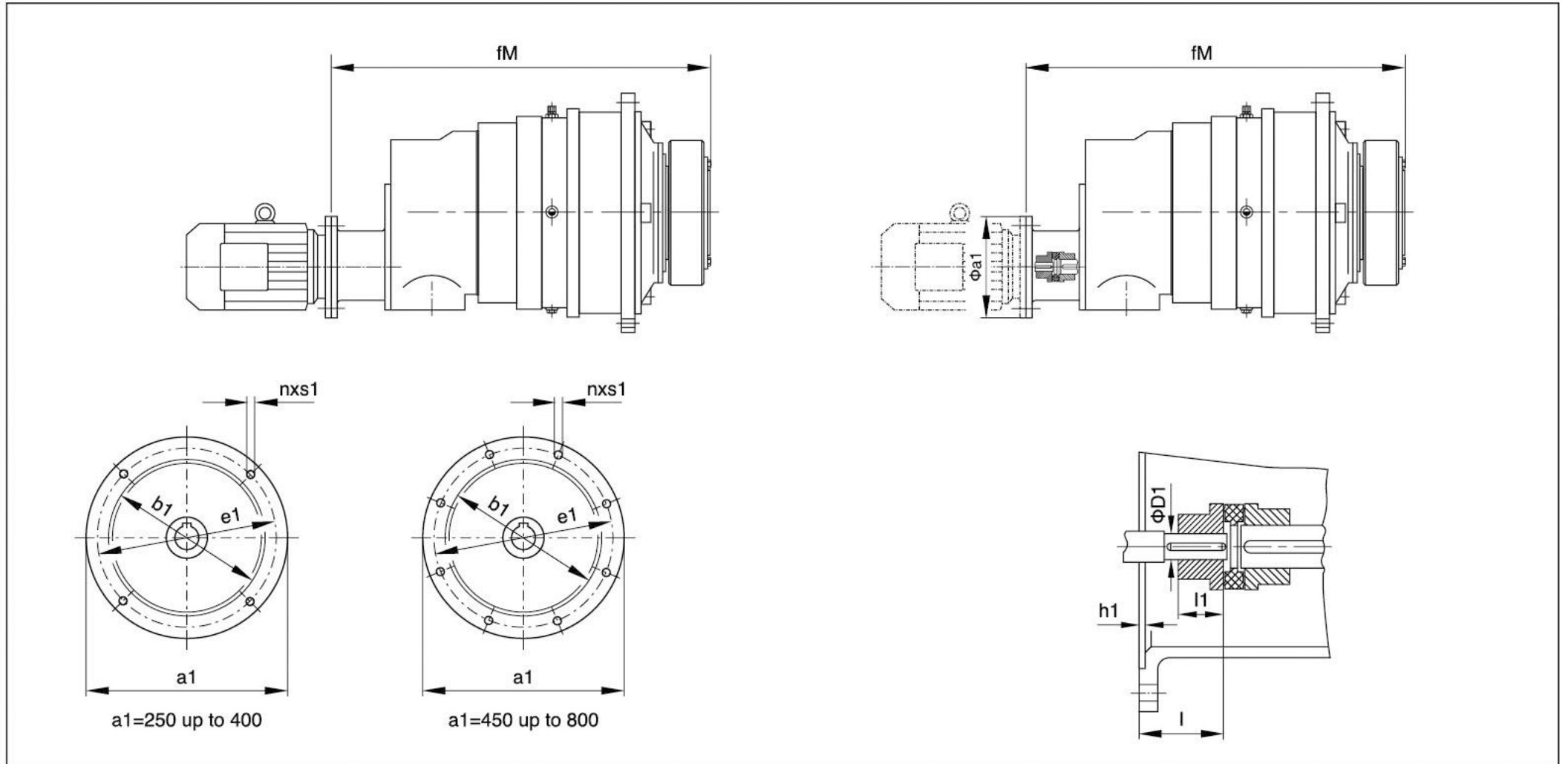
注: (1) "*" 所选直联电机机座号所对应的功率应满足传动能力表;
 "**" 表格中所示的法兰为标准型号的法兰, 如有异同请另咨询。
 (2) 侧面扭力臂组合, 请咨询。

Note: (1) "*" Power of selected motor must meet transmission table.
 "**" Indicate standard flange, if special dimension is needed,
 please consult us.
 (2) For combinations with torque arm on one side, please refer to us.



P3S. 带电机法兰及联轴器尺寸:

Type P3S. With Motor Bell Housing and Coupling:



P3S.	电机 Motor (Y)*	法兰 Flange (F)**	a1	b1	D1	e1	fM	h1	l1	l	n	s1
9	100		250	180	28	215	865	5	45	60	4	M12
	112		250	180	28	215	865	5	45	60	4	M12
	132		300	230	38	265	896	5	70	80	4	M12
	160		350	250	42	300	931	6	75	110	4	M16
10	100		250	180	28	215	894	5	45	60	4	M12
	112		250	180	28	215	894	5	45	60	4	M12
	132		300	230	38	265	925	5	70	80	4	M12
	160		350	250	42	300	957	6	75	110	4	M16
11	112		250	180	28	215	955	5	45	60	4	M12
	132		300	230	38	265	986	5	70	80	4	M12
	160		350	250	42	300	1018	6	75	110	4	M16
	180		350	250	48	300	1018	6	75	110	4	M16
12	112		250	180	28	215	989	5	45	60	4	M12
	132		300	230	38	265	1020	5	70	80	4	M12
	160		350	250	42	300	1052	6	75	110	4	M16
	180		350	250	48	300	1052	6	75	110	4	M16
13	132		300	230	38	265	1095	5	70	80	4	M12
	160		350	250	42	300	1127	6	75	110	4	M16
	180		350	250	48	300	1127	6	75	110	4	M16
14	132		300	230	38	265	1155	5	70	80	4	M12
	160		350	250	42	300	1187	6	75	110	4	M16
	180		350	250	48	300	1187	6	75	110	4	M16
16	160		350	250	42	300	1365	6	75	110	4	M16
	180		350	250	48	300	1365	6	75	110	4	M16
	200		400	300	55	350	1365	7	75	110	4	M16
17	160		350	250	42	300	1390	6	75	110	4	M16
	180		350	250	48	300	1390	6	75	110	4	M16
	200		400	300	55	350	1400	7	75	110	4	M16
18	180		350	250	48	300	1558.5	6	90	110	4	M16
	200		400	300	55	350	1570.5	6	90	110	4	M16
	225		450	350	60	400	1608.5	7	90	110	8	M16
	250		550	450	65	500	1608.5	7	90	110	8	M16
19,20	180		350	250	48	300	1606	6	90	110	4	M16
	200		400	300	55	350	1618	6	90	110	4	M16
	225		450	350	60	400	1656	7	90	110	8	M16
	250		550	450	65	500	1656	7	90	110	8	M16

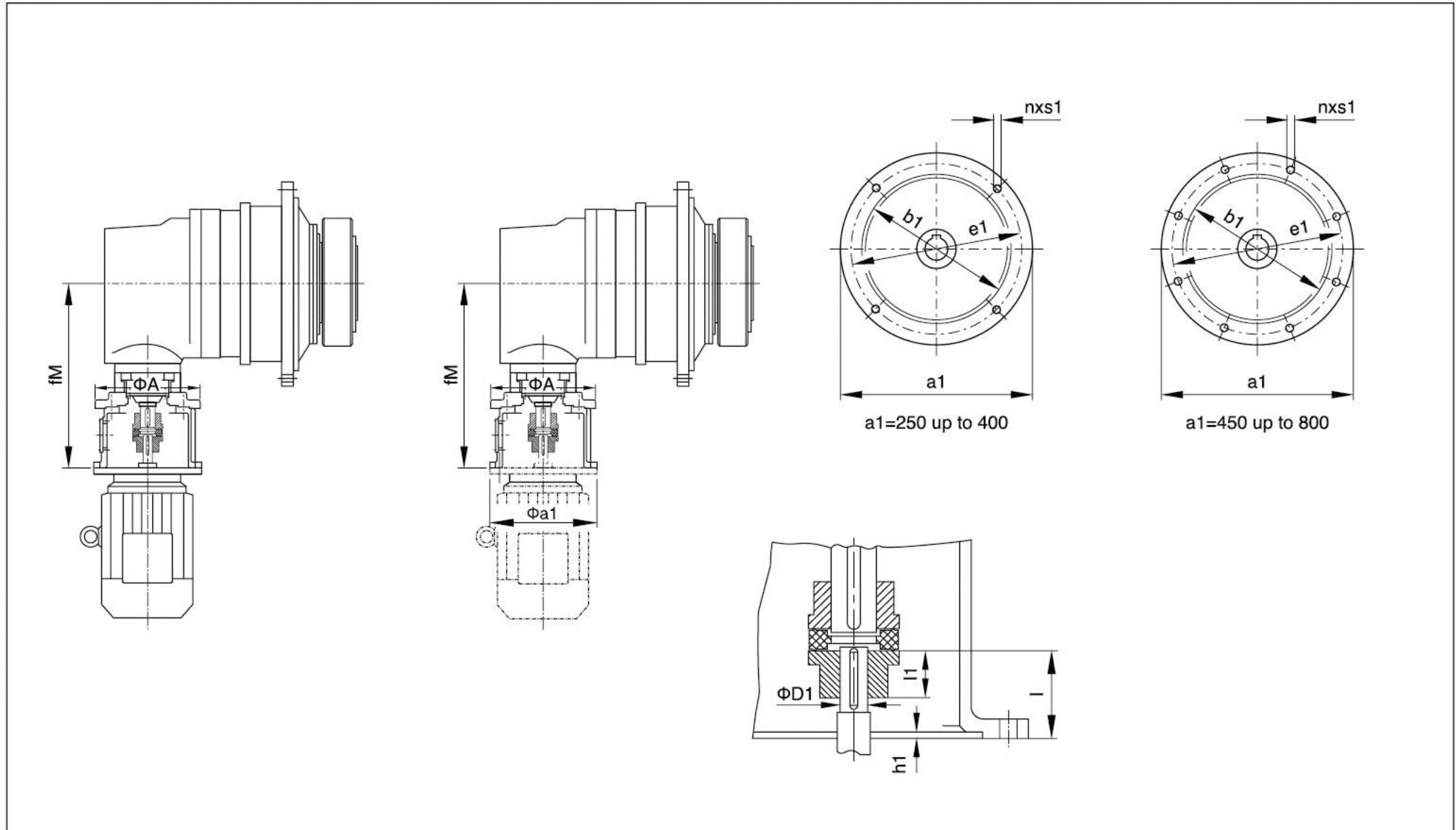
注: (1) “*” 所选直联电机机座号所对应的功率应满足传动能力表;
 “**” 表格中所示的法兰为标准型号的法兰, 如有异同请另咨询。
 (2) 侧面扭力臂组合, 请咨询。

Note: (1) “*” Power of selected motor must meet transmission table.
 “**” Indicate standard flange, if special dimension is needed, please consult us.
 (2) For combinations with torque arm on one side, please refer to us.



P2K. 带电机法兰及联轴器尺寸:

Type P2K. With Motor Bell Housing and Coupling:



P2K.	电机 Motor (Y)*	法兰 Flange (F)**	a1	A	b1	D1	e1	fM	h1	l	l1	n	s1
9,10	132		300	250	230	38	265	486	5	80	70	4	M12
	160		350	250	250	42	300	528	6	110	75	4	M16
11,12	160		350	300	250	42	300	593	6	110	75	4	M16
	180		350	350	250	48	300	593	6	110	75	4	M16
	200		400	350	300	55	350	593	7	110	75	4	M16
13,14	160		350	440	250	42	300	663	6	110	75	4	M16
	180		350	440	250	48	300	663	6	110	75	4	M16
	200		400	440	300	55	350	663	7	110	75	4	M16
	225		450	440	350	60	400	695	7	140	80	8	M16
	250		550	440	450	65	500	707	8	140	85	8	M16
16,17	200		400	440	300	55	350	770	7	110	80	4	M16
	225		425	440	350	60	400	800	7	140	80	8	M16
	250		550	440	450	65	500	812	8	140	85	8	M16
	280		550	440	450	75	500	812	8	140	85	8	M16
18,19,20	225		450	440	350	60	400	932	7	140	80	8	M16
	250		550	440	450	65	500	932	8	140	85	8	M16
	280		550	440	450	75	500	932	8	140	85	8	M16
	315*		660	440	550	80	600	967	11	170	100	8	M20

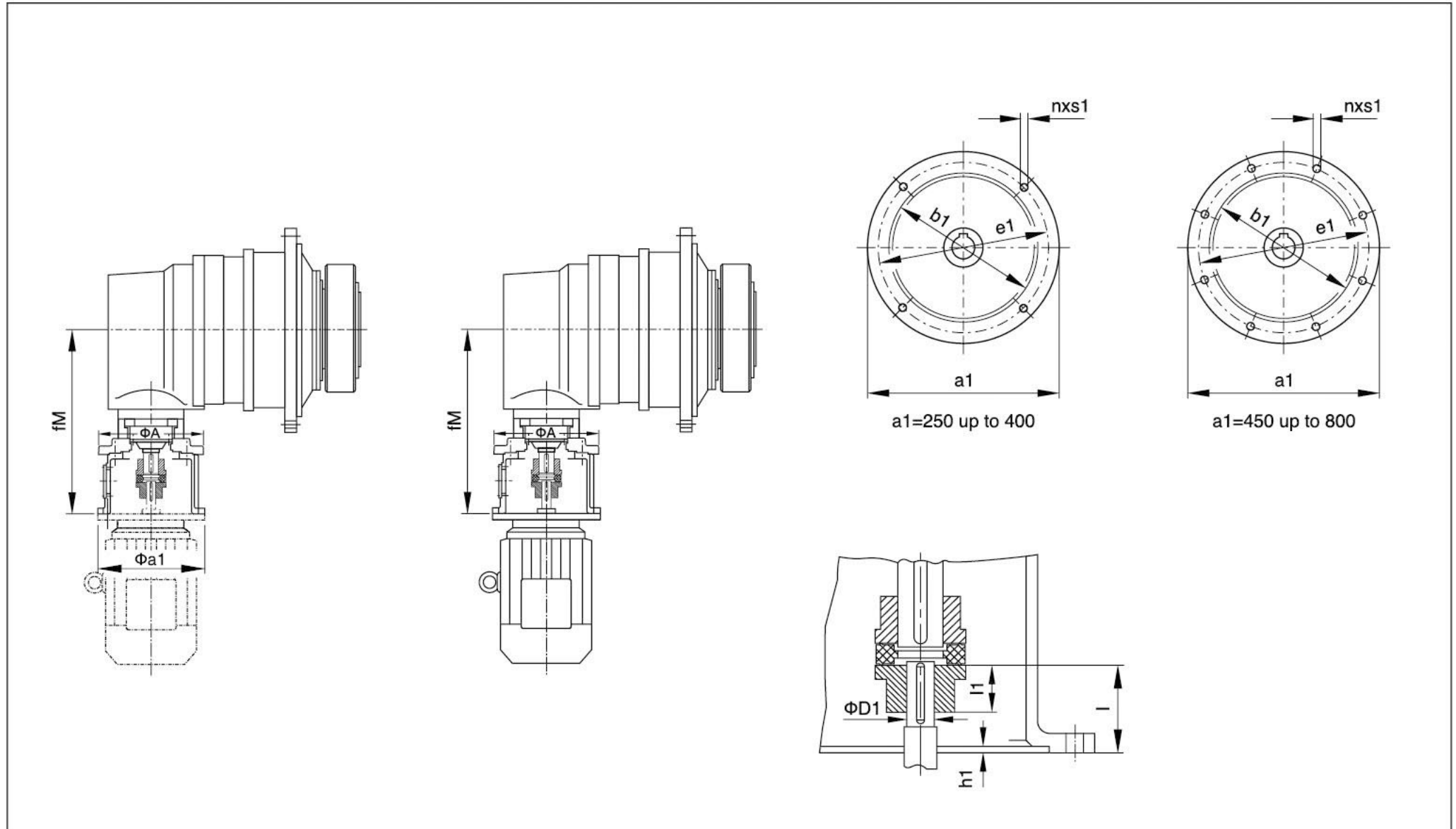
注: (1) “*” 所选直联电机机座号所对应的功率应满足传动能力表;
“**” 表格中所示的法兰为标准型号的法兰, 如有异同请另咨询。
(2) 侧面扭力臂组合, 请咨询。

Note: (1) “*” Power of selected motor must meet transmission table.
“**” Indicate standard flange, if special dimension is needed, please consult us.
(2) For combinations with torque arm on one side, please refer to us.



P2L. 带电机法兰及联轴器尺寸:

Type P2L. With Motor Bell Housing and Coupling:



P2L.	电机 Motor (Y)*	法兰 Flange (F)**	a1	A	b1	D1	e1	fM	h1	l	l1	n	s1
9,10	160		350	440	250	42	300	543	6	110	75	4	M16
	180		350	440	250	48	300	543	6	110	75	4	M16
	200		400	440	300	55	350	543	7	110	75	4	M16
	225		450	440	350	60	400	575	7	140	80	8	M16
11,12	200		400	440	300	55	350	600	7	110	75	4	M16
	225		450	440	350	60	400	630	7	140	80	8	M16
	250		550	440	450	65	500	642	8	140	85	8	M16
13,14	225		450	440	350	60	400	732	7	140	85	8	M16
	250		550	440	450	65	500	732	8	140	85	8	M16
	280		550	440	450	75	500	732	8	140	85	8	M16
16,17	280		550	600	450	75	500	842	8	140	100	8	M16
	315*		660	650	550	80	600	872	11	170	100	8	M20
	315MC		660	650	550	80	600	872	11	170	100	8	M20
	315MD		660	650	550	80	600	872	11	170	100	8	M20
	315LB		660	650	550	80	600	987	11	170	100	8	M20
18,19,20	315*		660	650	550	80	600	987	11	170	100	8	M20
	315MC		660	650	550	80	600	987	11	170	100	8	M20
	315MD		660	650	550	80	600	987	11	170	100	8	M20
	315LB		660	650	550	80	600	1122	11	170	100	8	M20
21,22,23,24	315MC		660	650	550	80	600	1122	11	170	125	8	M20
	315MD		660	650	550	80	600	1122	11	170	125	8	M20
	315LB		660	650	550	80	600	1122	11	170	125	8	M20
	355MB		800	650	680	95	740	1122	11	170	125	8	M20
	355LB		800	650	680	95	740	1122	11	170	125	8	M20

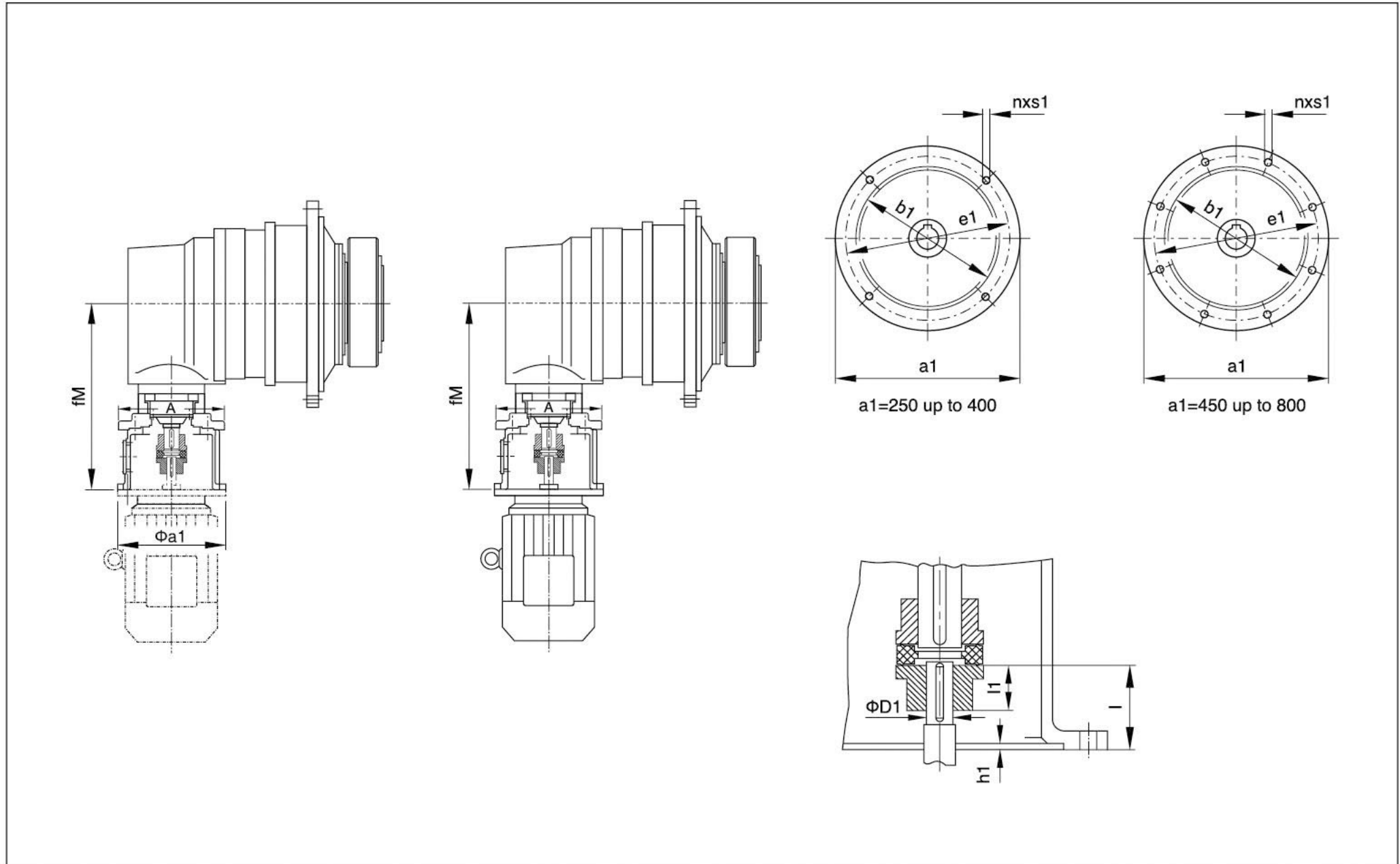
注: (1) “*” 所选直联电机机座号所对应的功率应满足传动能力表;
“**” 表格中所示的法兰为标准型号的法兰, 如有异同请另咨询。
(2)侧面扭力臂组合, 请咨询。

Note: (1) “*” Power of selected motor must meet transmission table.
“**” Indicate standard flange, if special dimension is needed, please consult us.
(2) For combinations with torque arm on one side, please refer to us.



P3K. 带电机法兰及联轴器尺寸:

Type P3K. With Motor Bell Housing and Coupling:



P3K.	电机 Motor (Y)*	法兰 Flange (F)**	a1	A	b1	D1	e1	fM	h1	l	l1	n	s1
9,10,11 12,13,14	132		300	250	230	38	265	486	5	80	70	4	M12
	160		350	250	250	42	300	528	6	110	75	4	M16
	180		350	250	250	48	300	528	6	110	75	4	M16
16,17	160		350	350	250	42	300	593	6	110	75	4	M16
	180		350	350	250	40	300	593	6	110	75	4	M16
	200		400	350	300	55	350	593	7	110	75	4	M16
18,19,20 21,22	160		350	440	250	42	300	663	6	110	75	4	M16
	180		350	440	250	48	300	663	6	110	75	4	M16
	200		400	440	300	35	350	663	7	110	75	4	M16
	225		450	440	350	60	400	695	7	140	80	8	M16
	250		550	440	450	65	500	707	8	140	85	8	M16
23,24 25,26	200		400	440	300	55	350	770	6	110	80	4	M16
	225		450	440	350	60	400	800	7	140	80	8	M16
	250		550	440	450	62	500	812	7	140	85	8	M16
	280		550	440	450	75	500	812	8	140	85	8	M16
27,28 29,30	225		450	440	350	60	400	932	7	140	85	8	M16
	250		550	440	450	65	500	932	7	140	85	8	M16
	280		550	440	450	75	500	932	8	140	85	8	M16
	315*		660	440	550	80	600	967	11	170	100	8	M20

注: (1) “*” 所选直联电机机座号所对应的功率应满足传动能力表;
“**” 表格中所示的法兰为标准型号的法兰, 如有异同请另咨询。
(2) 侧面扭力臂组合, 请咨询。

Note: (1) “*” Power of selected motor must meet transmission table.
“**” Indicate standard flange, if special dimension is needed, please consult us.
(2) For combinations with torque arm on one side, please refer to us.



附件代号:

Symbol of Add-on Pieces:

代号 Symbol	附件 Add-on piece	示例 Representation
99	不带附件 Without add-on piece	
96	带机座 Gear housing base	
71	电机机架 (电机、联轴器) Motor bracket (motor,coupling)	
72	电机机架 Motor bracket	
73	电机移动机座 (电机、联轴器、齿轮箱) Motor swing-base (motor,coupling,gear unit)	
74*	钟型罩式法兰 (输出) Bell housing (output)	
75	扭力臂 (单向) Torque reaction arm (on one side)	
76	扭力臂 (双向) Torque reaction arm (on both sides)	
77	扭转轴支架 Torsion shaft support	
80	支架 I Support I	
81	支架 II Support II	
	特殊设计按客户要求供货。	Special design on request

* 非刚性联接

* Not for rigid couplings

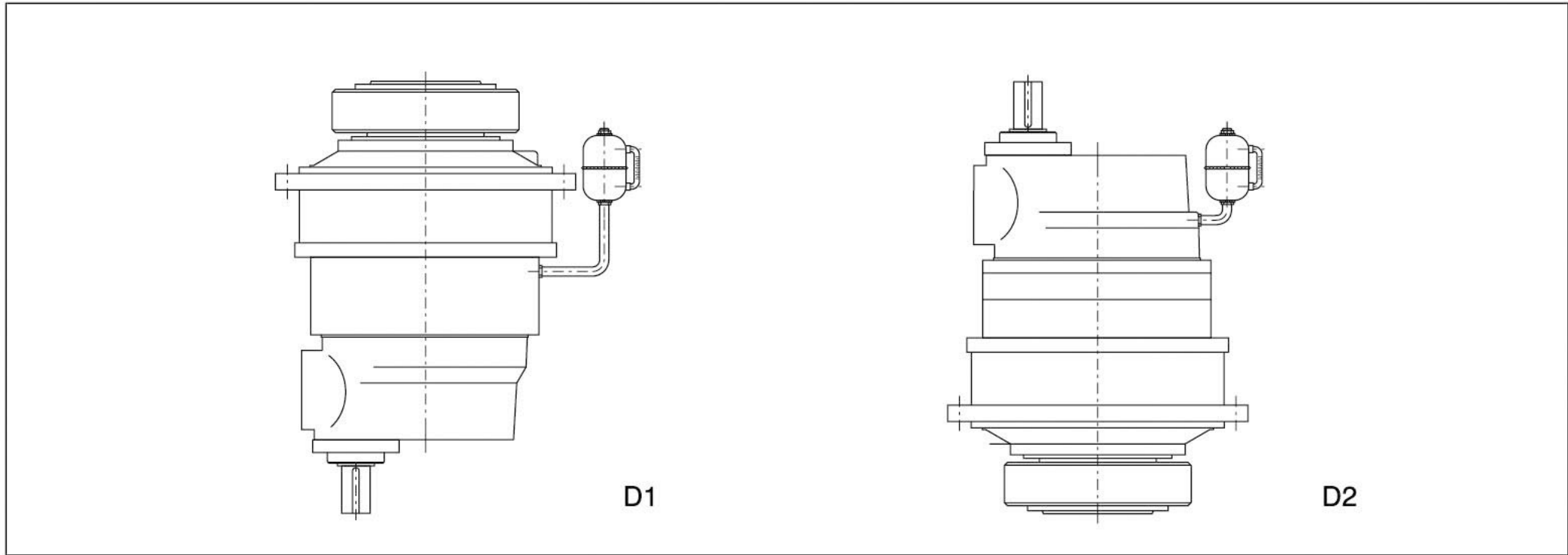


P系列行星齿轮箱垂直安装时润滑油补偿油箱

Planetary Gear Units Oil Compensating Tank for Vertical Mounting Position

安装方位为V1、V3、V11、V31时采用润滑油补偿油箱：

Oil supply by compensating tank for vertical mounting position V1,V3,V11and V31

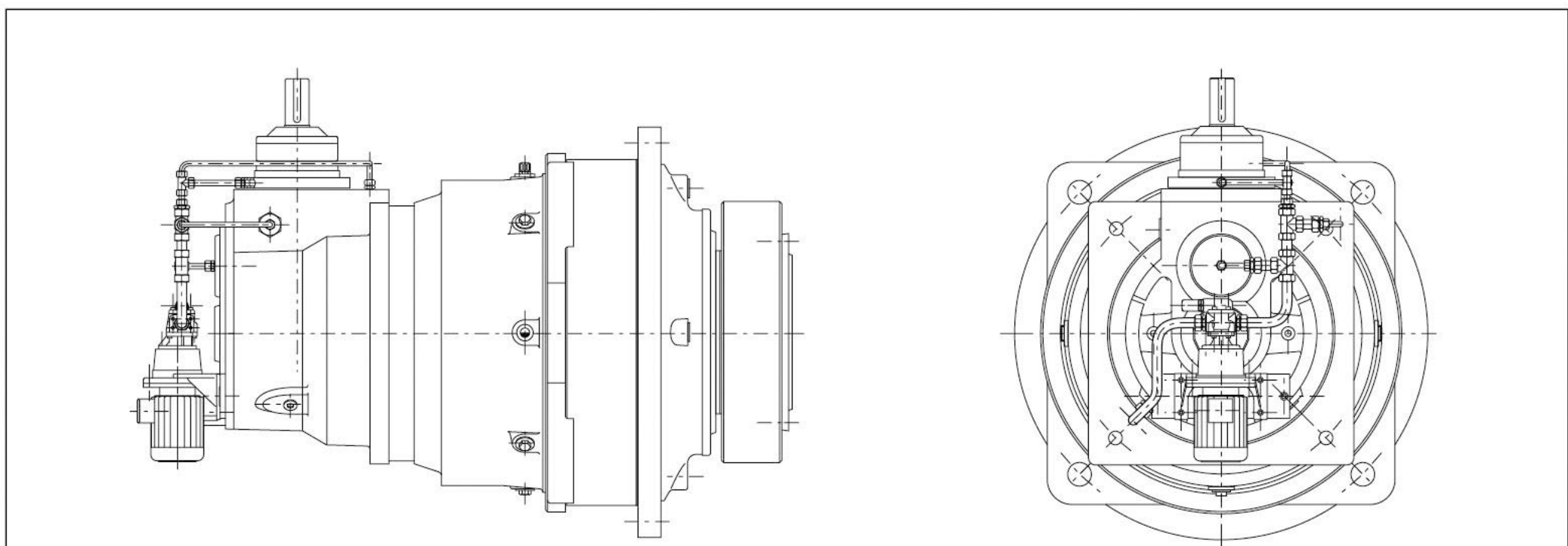


在垂直安装条件下，正常的润滑方式很难给予顶端轴承提供润滑油，为了确保润滑油的供应，齿轮箱内的油量必须加高，如上图（D1、D2）所示，通过补偿油箱加高油位，补偿油箱上装有通气帽通气。油箱可被安装在齿轮箱上，也可以安装在客户的机架上，实际尺寸和最终位置在订货时商定。

In case of vertical mounting, in order to guarantee the oil supply to upper bearing, allxilliary oil tank (as D1, D2) should be installed to make oil level higher. It can installed on either gear units or brackets,it is exact dimension will be determined when placingan order.

水平安装时，油泵供油如下：

Oil supply by motor pumps for horizontal mounting position and drive from adove:



B51安装方位时，需配备电动泵强制循环润滑

[PK、PL为B51安装方位时所有规格(即9-34型)，PS的20型以上所有规格(即21-34型)]

Mounting position is B51, pump lubrication is necessary. (PK.,PL.. 9-34; PS21-34)

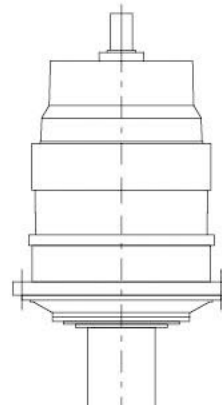
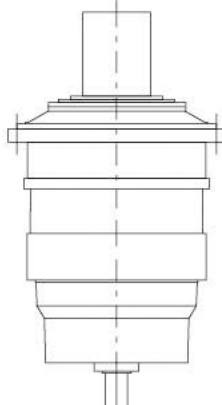
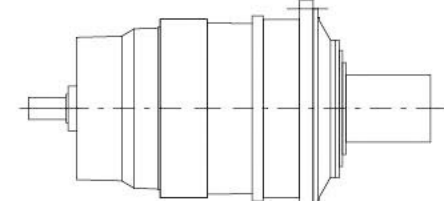
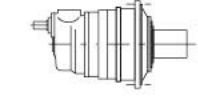
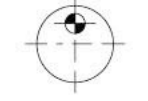
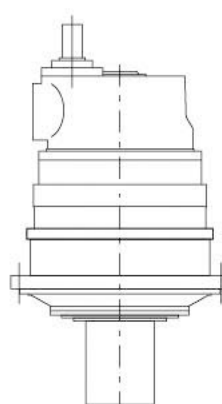
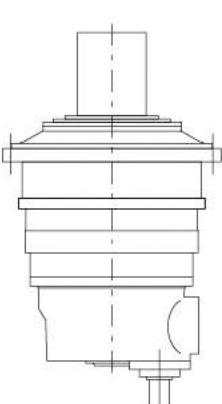
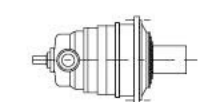



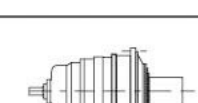
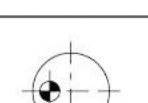

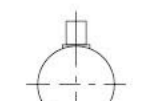
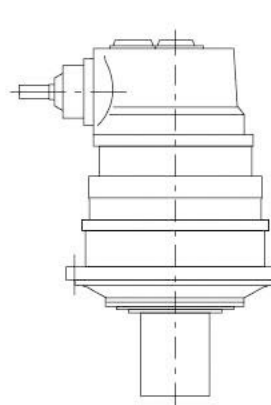
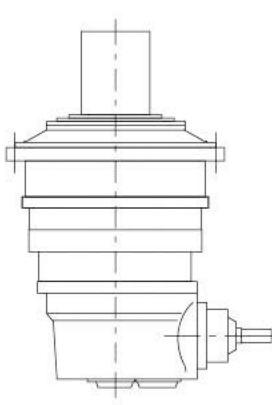

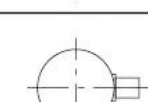

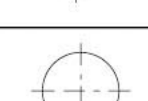
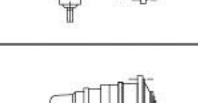
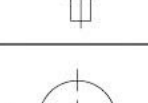


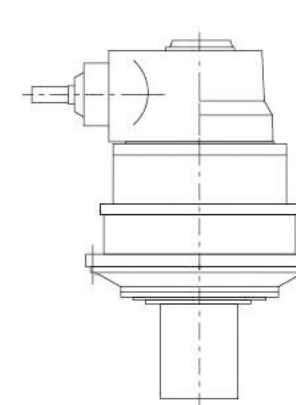
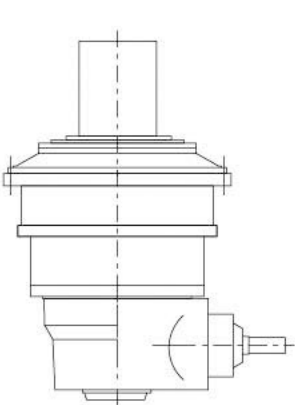

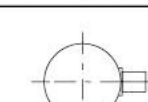

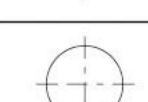

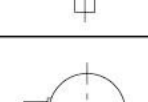
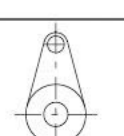
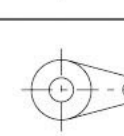
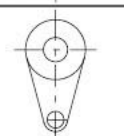
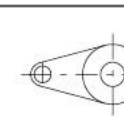
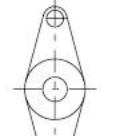
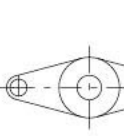
注：轴布置形式，请参阅P372。

Note: For shaft arrangement, see P372.



安装方位

Identifications of shaft arrangements:

		水平安装 Horizontal gear unit position		垂直安装 Vertical gear unit position	
Coaxial planetary gear units 同轴式齿轮箱	0	P.N.		 V1	 V3
		 B5			
Combined helical gear planetary gear units 斜齿-行星齿轮箱	1	P.S.	  *) B51	 V11	 V31
			  B52		
			  B53		
			  B54		
Combined bevel-helical gear planetary gear units 伞齿-斜齿-行星齿轮箱	2	P.K.	  *) B51	 V11	 V31
			  B52		
			  B53		
			  B54		
Combined bevel-gear planetary gear units 伞齿-行星齿轮箱	3	P.L.	  *) B51	 V11	 V31
			  B52		
			  B53		
			  B54		
Torque reaction arm 扭力臂安装	5	 A51	 A52	*) 对于B51、V1、V3、V11、V31安装方位时，需考虑齿轮箱的润滑，请与我司联系。 *) Lubricant supply must be checked, please consult us.	
		 A53	 A54		
		 A55	 A56		



Time view

时间观



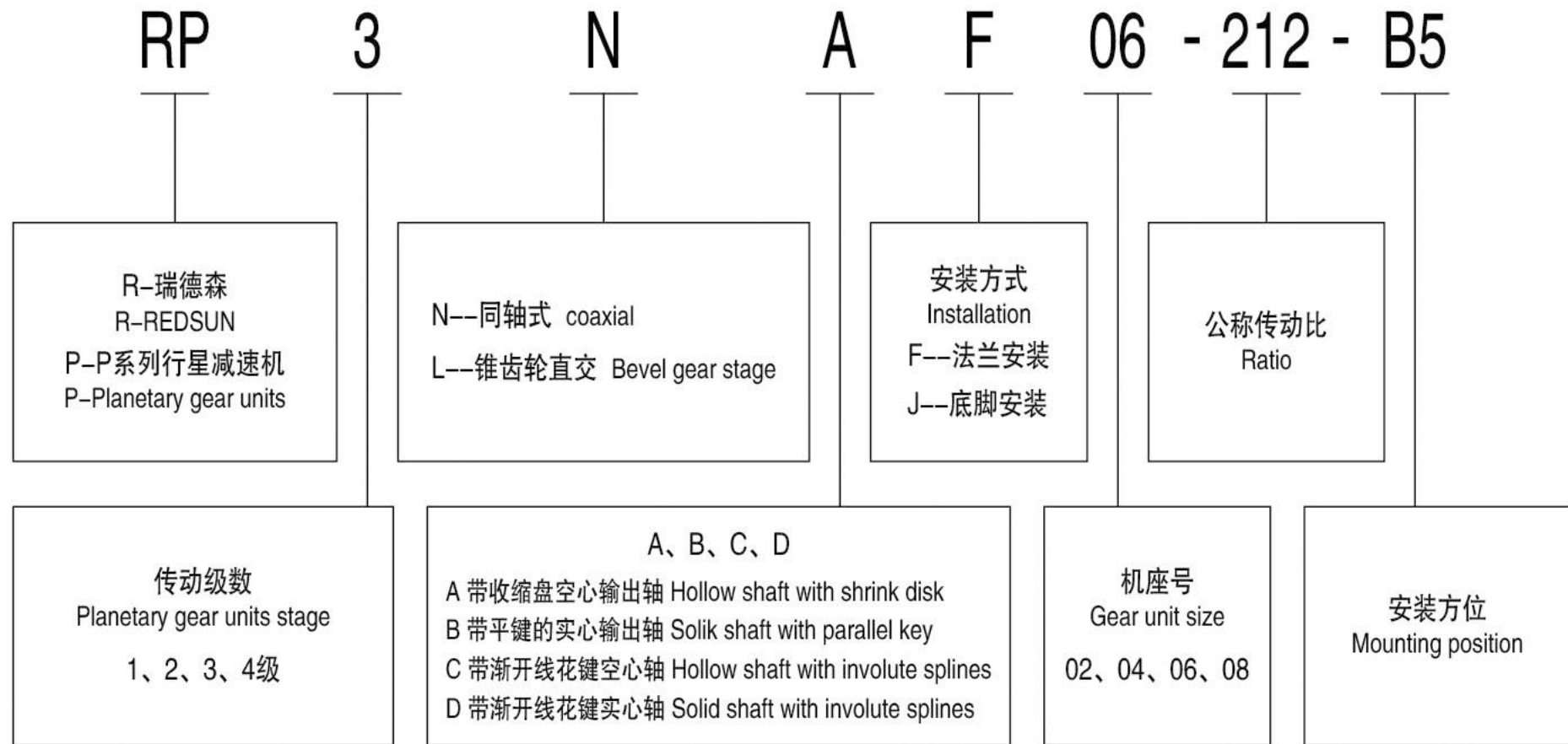
RP

与时俱进，只争朝夕。
Keep pace with the times.

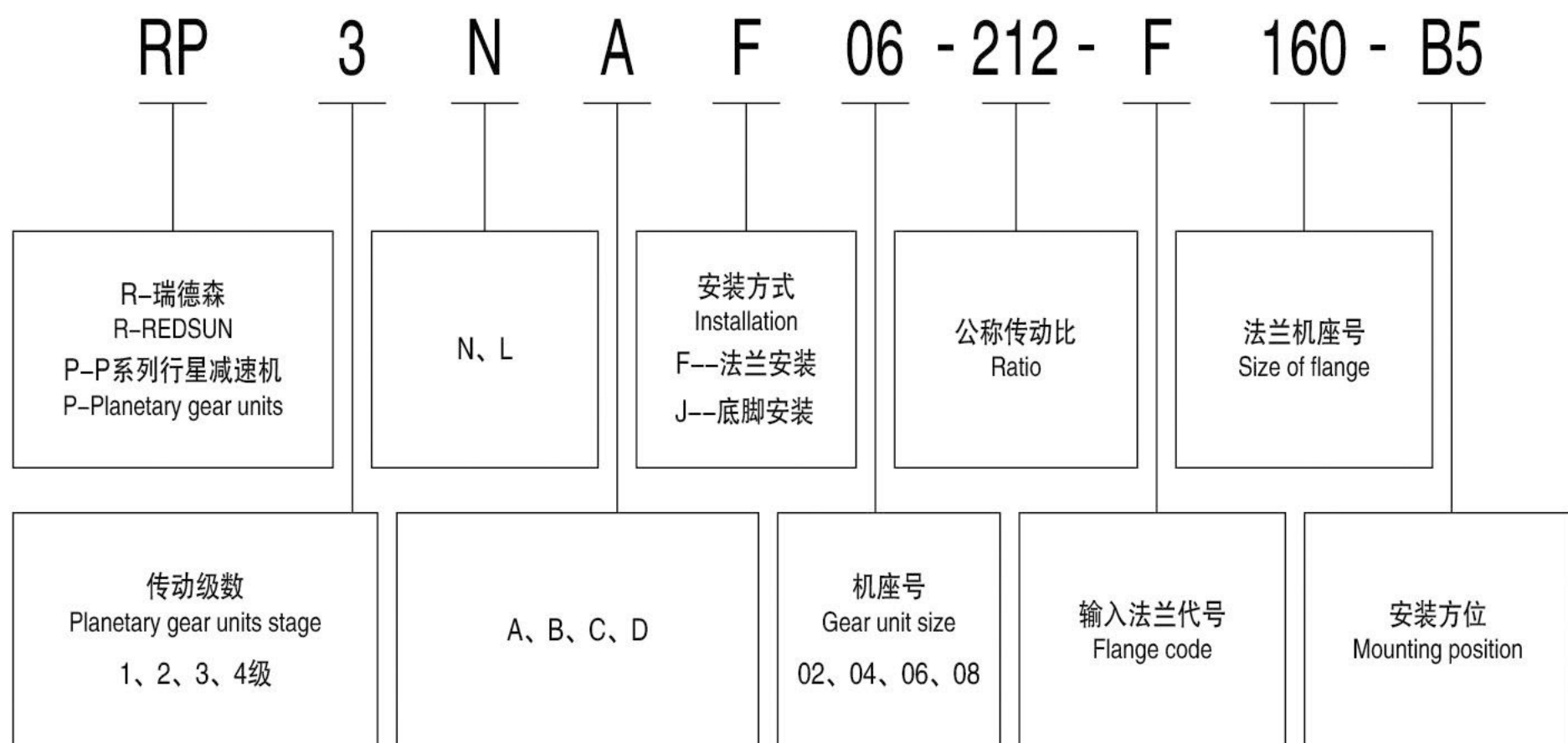


1. RP系列减速机型号说明 Model Designation

1. 型号规格表示方法举例（轴输入）



2. 型号规格表示方法举例（法兰输入）





2. 技术参数说明 Technical Descriptions

i_{eff} : 传动比

它表示齿轮箱输入转速与输出转速的比值。
样本提供模块化设计的范围，如需要其他传动比
请咨询瑞德森公司。

T_2 : 输出扭矩 [Nm]

输出扭矩是指齿轮箱设计寿命为10000小时、服务
系数等于1时的持续扭矩，根据ISO6336计算。
输出扭矩根据不同的输入转速、不同的传动比按
样本进行查询。

$T_{2\text{max}}$: 最大输出扭矩 [Nm]

最大输出扭矩是指短时间内允许承受的最大扭矩。

T_N : 额定输出转矩 [Nm]

额定输出扭矩根据齿轮箱规格确定，见P385。

P_2 : 额定功率 [kW]

P_T : 热功率 [kW]

指在一定条件下连续运转，齿轮箱热平衡温升不
超过最大允许值的功率。

如果 $P_2 > P_T$ ，齿轮箱需要辅助冷却装置

n_1 : 输入转速 [rpm]

n_2 : 输出转速 [rpm]

i_{eff} : Ratio

It represents the ratio between gear unit input and output speed.
Samples provide modular design units, such as consult REDSUN
need other transmission ratio

T_2 : Output torque [Nm]

Gear unit output torque referred to 10000 hours of operation,
calculated according to I.S.O.(D.P.6336).

Output torque according to the different ratio of different input
speed, according to the sample.

$T_{2\text{max}}$: Max.torque [Nm]

Max: permissible output torque, as peak or for short periods.

T_N : Nominal output torque [Nm]

The conventional torque characterizing the size of the gear unit,
see page 385.

P_2 : Nominal power [kW]

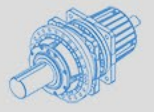
P_T : Thermal power [kW]

The power that can be transmitted continuously by the gear unit,
in given operating conditions, relevant to the max.

If $P_2 > P_T$, the gear unit need auxiliary cooling device.

n_1 : Input speed [rpm]

n_2 : output speed [rpm]



3. 选型举例

Example Selecting Gear Unit

已知

原动机:

电机功率: 1.5kW

电机转速: 1500rpm

工作机:

输送带, 不均匀输送

每天运行时间: 10小时/天

每小时启动次数: 1

输出扭矩: 4900 Nm

最大启动扭矩: 9800Nm

输出转速: 1.85rpm

设计寿命: 10000 h

安装位置: 水平安装

环境温度: 30 °C

室内大空间安装

齿轮箱选型

6.1 所需传动比: $1500/1.85=810$

6.2 确定额定扭矩:

使用系数 K_A : 1.25

启动系数 C_S : 1

齿轮箱扭矩: $T_{2R}=4900 \times K_A \times C_S=6125 \text{ Nm}$,

选择的齿轮箱应满足: $T_2 > T_{2R}$

按额定输出扭矩 T_N 选择齿轮箱, P06 齿轮

箱 $T_N=7300\text{Nm} > T_{2R}$

在 P06 中查找减速比 i_{eff} , 最接近所需传动比

810的是777.5

$T_2=7422 \text{ Nm} > T_{2R}$, P06满足扭矩要求。

6.3 确定传动比: $i_{\text{eff}}=777.5$

6.4 校核最大扭矩: $T_{2\text{max}}=10000 \text{ Nm} > 9300 \text{ Nm}$

6.5 校核热功率:

$P_T=8 \text{ kW}$

$K=0.85$

$P_{T1}=8 \times 0.85=6.8 \text{ kW}$

工作机功率: $P_2=4900 \times 1.9/9550=0.97 \text{ kW}$

$P_{T1} > P_2$, 因此齿轮箱不需要辅助冷却装置。

Known

Prime mover

Electric motor: 1.5kW

Motor speed: 1500rpm

Driven machine

Conveyor belt not uniformly fed

Duty: continuous 10 hours a day

Number of starts per hour: 1

Output torque: 4900 Nm

Max. torque on start: 9800 Nm

Output speed: 1.85rpm

Required transmission life: 10000h

Operating position: horizontal

Ambient temperature: 30°C

Working site large space

Gear unit selection

6.1 Ratio required: $1500/1.85=810$

6.2 Determine the rated torque

Application factor K_A : 1.25

Start the coefficient C_S : 1

The gear unit torque: $T_{2R}=4900 \times K_A \times C_S=6125 \text{ Nm}$,

the gear unit to be selected must have a $T_2 > T_{2R}$

reference torque for gear unit selection.

According to the rated output torque T_N select gear unit,

size 4 gear unit $T_N=7300\text{Nm} > T_{2R}$.

From the "technical data" choose the " i_{eff} " value that is

nearest to the requested $i=810$:this i_{eff} will be

$T_2=7422 \text{ Nm} > T_{2R}$, P06 meet torque requirements.

6.3 Calculation of transmission ratio: $i_{\text{eff}}=777.5$

6.4 Checking the max. torque: $T_{2\text{max}}=10000 \text{ Nm} > 9300 \text{ Nm}$

6.5 Checking the thermal power:

$P_T=8 \text{ kW}$

$K=0.85$

$P_{T1}=8 \times 0.85=6.8 \text{ kW}$

Driven machine power: $P_2=4900 \times 1.9/9550=0.97 \text{ kW}$

As $P_{T1} > P_2$ no gear unit auxiliary cooling system is required



4. 服务系数 Service Coefficient

样本所列系数均为经验值，使用这些系数的前提条件是所述机械设备应符合通常的设计规范和载荷条件。如遇特殊情况，请及时与我们联系。

The listed factors are empirical values. Prerequisite for their application is that the machinery and equipment mentioned correspond to generally accepted design and load specifications. In case of deviations from standard conditions, please refer to us.

起动系数 Cs/Factor Cs

CS	启停次数/小时 Starts per hour KA			
	1-5	6-25	26-100	101-200
	1	1.05	1.15	1.25

使用系数KA

使用系数KA							
工作机	KA	工作机	KA	工作机	KA		
搅拌器		食品行业		输送带	树皮碎片 1.25		
纯液体	1	粮食加工	1		树干 2		
液体和固体混合	1.25	和面机	1.25	烘干机	开槽机 1.25		
液体-变密度	1.25	绞肉机	1.25		输送机 1.5		
粘土加工设备		升降机			挤出机 1.5		
压砖机	1.75	重负荷	1.75	矿筛	破碎 1.5		
压块机	1.75	中负荷	1.75		旋转		
压实机	2	箕斗提升机	1.25		振动	1.75	
输送机械		洗衣设备			旋胶压榨	1.75	
通用	蜗杆输送机	1	翻转		1.25	超级压光机	1.25
	均匀装载或输送	1	洗衣		1.5	增稠器（交流）	1.5
重载	非均匀输送	1.25	木材加工			增稠器（直流）	1.25
	往复运动或有振动	1.75	输送机		1.25	清洗（交流）	1.5
起重机械		连续循环	1.5		清洗（直流）	1.25	
干船坞	主起升机构	2.5	原木加工		1.75	塑料行业	
	辅起升机构	2.5	刨床		1.75	分批混合器	1.75
	悬臂起重机	2.5	输送		1.25	连续混合器	1.5
	回转机构	2.5	去皮	1.75	压光机	1.5	
	牵引机构	3	链条传动	1.5	橡胶行业		
集装箱	主葫芦	3	金属加工		分批混合器	1.75	
	悬臂起重机	2	翻转	2	连续混合器	1.5	
工业应用	主提升	2.5	推钢机	1.5	压光机	1.5	
	辅助设备	2.5	切断	2	砂磨机	1.25	
	桥式	3	拉丝	1.25	污水处理		
	搬运车	3	绕线	1.5	格栅清污机	1.25	
压碎机		金属带加工		化学进料器	1.5		
石头或矿石	1.75	限动器	1.25	浮渣破碎机	1.2		
挖泥机		卷取机&开卷机	1	混合器	1.5		
电缆卷轴	1.25	边缘修剪机	1.25	污泥收集器	1.25		
输送机	1.25	压平机	1.25	浓缩器	1.5		
采掘机机头	2	夹棍	1.25	真空过滤器	1.5		
振筛驱动器	1.75	废料切碎机	1.25	过滤	空气洗涤 1		
堆垛机	1.25	切断	2		旋转石 1.25		
绞车	1.25	纵剪机	1.25	糖加工			
升降机		水泥工业		甜菜切丝机	2		
斗式提升机	1.25	回转窑	1.5	甘蔗切碎机	1.5		
自动扶梯	1	干燥&冷却器	1.5	破碎机	1.5		
挤出机		混凝土搅拌	1.25	碾磨机	1.75		
通用	1.5	造纸机械		纺织行业			
塑料	变速驱动	1.5	搅拌机	1.5	配料机	1.25	
	固定驱动	1.75	搅拌机-纯液	1.25	压光机	1.25	
橡胶	连续螺杆操作	1.75	压光机	1.25	烘干机	1.25	
	间歇螺杆操作	1.75	碎木机	2			
给料机	挡板	1.25	木片给料机	1.5			
	输送带机构	1.25	滚涂机	1.25			



Application factor

Application factor							
Driven machine	KA	Driven machine	KA	Driven machine	KA		
Agitators/Mixer		Food industry		Conveyor	Chip bark	1.25	
Pure liquids	1	Cereal cooker	1		Log	2	
Liquid and solids	1.25	Dough mixer	1.25	Dryers	Grooving machine	1.25	
Liquid-variable density	1.25	Meat grinders	1.25		Conveyor type	1.5	
Clay working machine		Hoist			Extruder	1.5	
Brick press	1.75	Heavy duty	1.75	Screen	Chip	1.5	
Briquette machine	1.75	Medium duty	1.75		Rotary		
Compactors	2	Skip hoist	1.25		Vibrating	1.75	
Conveyors		Laundry			Size press	1.75	
General	Worm conveyer	1	Tumblers		1.25	Super calender calender	1.25
	Uniform loaded or fed	1	Washers		1.5	Thickener (AC motor)	1.5
Heavy duty	Notuniform fed	1.25	Lumber industry		Thickener (DC motor)	1.25	
	Reciprocating or shaker	1.75	Conveyors-burner burner		1.25	Washer (AC motor)	1.5
Cranes		Continuous cycle			1.5	Washer (DC motor)	1.25
Dry dock	Main hoist	2.5	Log processing		1.75	Plastic industry	
	Auxiliary Hoist	2.5	Planer	1.75	Batch mixers	1.75	
	Boom Hoist	2.5	Transfer	1.25	Continuous mixers	1.5	
	Slewing drive	2.5	Debarking drums	1.75	Calenders	1.5	
	Traction drive	3	Transfers-chain	1.5	Rubber industry		
Container	Main hoist	3	Metal mills		Batch mixers	1.75	
	Boom Hoist	2	Reversing	2	Continuous mixers	1.5	
Industrial duty	Main	2.5	Slab pushers	1.5	Calenders	1.5	
	Auxiliary	2.5	Shears	2	Sand muller	1.25	
	Bridge	3	Wire drawing	1.25	Sewage disposal equipment		
	Trolley trave	3	Wire winding machine	1.5	Bar screens	1.25	
Crusher		Metal strip processing machinery		Chemical feeders	1.5		
Stone or ore	1.75	Limit actuator	1.25	Dewatering screens	1.2		
Dredges		Coilers & uncoilers		1	Mixer	1.5	
Cable reel	1.25	Edge trimmers	1.25	Sludge collectors	1.25		
Conveyors	1.25	Flatteners	1.25	Thickeners	1.5		
Cutter head drives	2	Pinch rolls	1.25	Vacuum filters	1.5		
Screen drives	1.75	Scrap choppers	1.25	Screens	Air washing	1	
Stackers	1.25	Shears	2		Rotary-stone	1.25	
Winches	1.25	Slitters	1.25	Sugar industry			
Elevators		Mills rotary type		Beet slicer	2		
Bucket	1.25	Cement kilns	1.5	Cane knives	1.5		
Easalators	1	dryers & coolers	1.5	Crushers	1.5		
Extruders		Mixer concrete		1.25	Mills	1.75	
General	1.5	Paper mills		Textile industry			
Plastic	Variable speed drive	1.5	Agitator (mixer)	1.5	Batchers	1.25	
	Fixed speed drive	1.75	Agitator for pure liquors	1.25	Calenders	1.25	
Rubber	Continuous screw operation	1.75	Calender	1.25	Dryers	1.25	
	Intermittent screw operation	1.75	Chipper	2			
Feeders	Apron	1.25	Chip feeder	1.5			
	Belt	1.25	Coating rolls	1.25			



热功率

热功率 P_t [kW]

输入端热功率，是基于连续运转，齿轮箱内部油温低于80°C时，按以下条件计算所得值：

- 输入转速: 1000 r/min;
- 溅油润滑;
- 齿轮箱水平安装，无循环空气影响;
- 润滑油在油油标中间位置;
- 润滑油粘度ISO VG 150;
- 环境温度 20°C.

热功率值已列入相关型号技术参数中，不同工况下，热功率按下公式修正：

$$P_1 \leq P_t \times f_t \quad P_1 \text{-----输入功率}$$

$$f_t = k_s \times k_p / k_t \quad f_t \text{-----热功率系数}$$

热功率系数

k _s 速度系数		k _s for input speed									
n ₁ (r/min)	500	750	1000	1250	1500	1750	2000	2250	2500	2750	3000
k _s	1.08	1.04	1.00	0.95	0.89	0.82	0.75	0.66	0.59	0.54	0.48

k _p 安装位置系数		k _p for mounting position		
安装位置/mounting position		B5,B53	V1,B51	V3,B52
k _p		1	0.85	0.71

k _t 环境温度系数			k _t for ambient temperature				
工作制 operating duty	每小时工作时间 operating time per hour	每小时负荷率 operating cycle per hour	环境温度/ambient temperature(°C)				
	minutes	ED%	-10~10	10~20	20~30	30~40	40~50
连续运转 continuous duty	60	100	0.9	1	1.15	1.45	1.82
	48	80	0.8	0.9	1	1.25	1.56
断续运转 Intermittent duty	36	60	0.7	0.75	0.9	1.1	1.34
	24	40	0.6	0.65	0.8	0.95	1.13
	12	20	0.5	0.6	0.7	0.85	1.03

Thermal Power

Thermal Power P_t [kW]

Thermal power applied at input side, base on continuously working duty, internal oil temperature of the gear unit at 80°C under the following test conditions:

- input speed: 1000 r/min;
- oil splash lubrication;
- gear unit in a horizontal position, not subject to air recirculation;
- quantity of oil corresponding to the half full mark;
- ISO VG 150 mineral oil;
- ambient temperature 20°C.

The value of the thermal power of each gear unit is given in the relative technical data table. For conditions differing from those described above, the thermal power value has to be corrected as following formula:

$$P_1 \leq P_t \times f_t \quad P_1 \text{-----input power}$$

$$f_t = k_s \times k_p / k_t \quad f_t \text{-----thermal power factor}$$

Thermal Power Factor



6. 冷却系统 Cooling System

散热功率

如果输入功率 P_1 大于热功率 P_t ($P_1 > P_t$), 需要冷却系统散热, 系统散热功率 P_s 按下面公式计算:

$$P_s = 0.1 \times (P_1 - P_t \times f_t)$$

$$= 0.1 \times (P_1 - P_t \times k_s \times k_p / k_t)$$

P_s —— 散热功率
 t_a —— 环境温度
 f_t —— 热功率系数

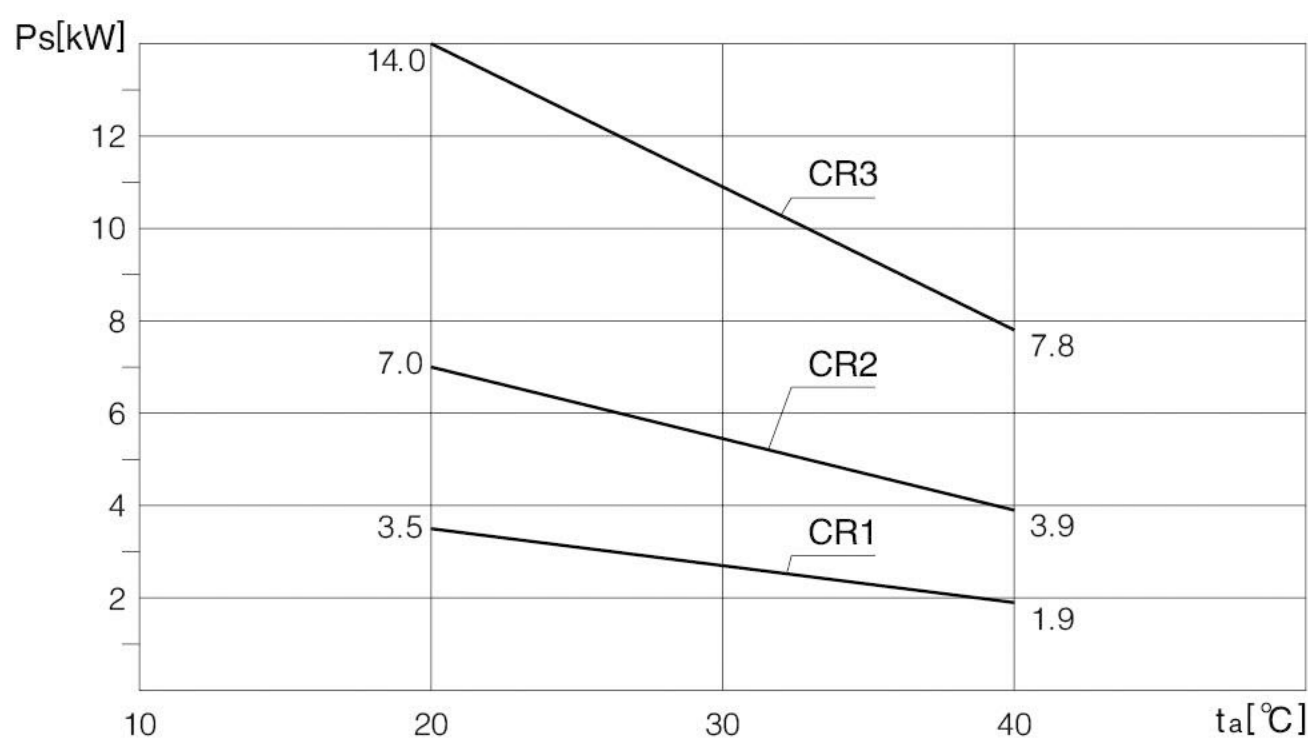
Dissipation Power P_s [kW]

If input power P_1 great than thermal power P_t ($P_1 > P_t$), a cooling system is required. dissipation power P_s perform following formula:

$$P_s = 0.1 \times (P_1 - P_t \times f_t)$$

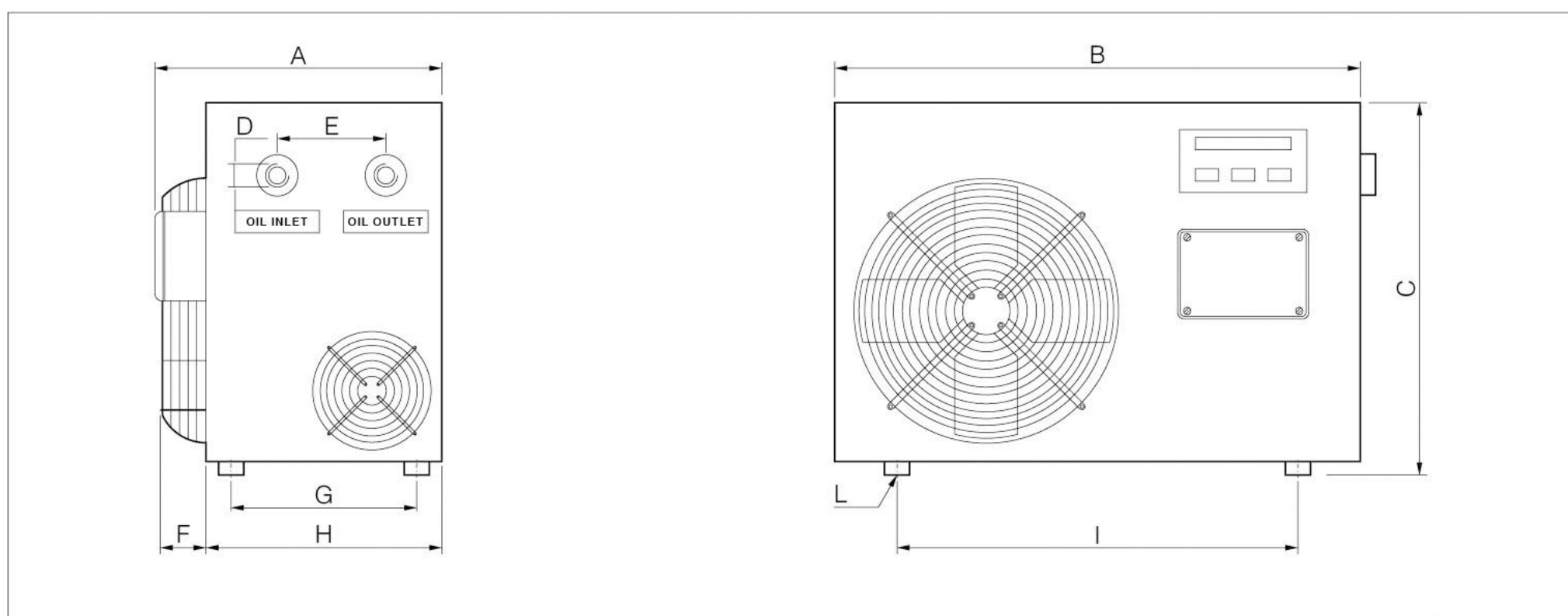
$$= 0.1 \times (P_1 - P_t \times k_s \times k_p / k_t)$$

P_s —— dissipation power
 t_a —— ambient temperature
 f_t —— thermal power factor



安装尺寸

Mounting dimensions

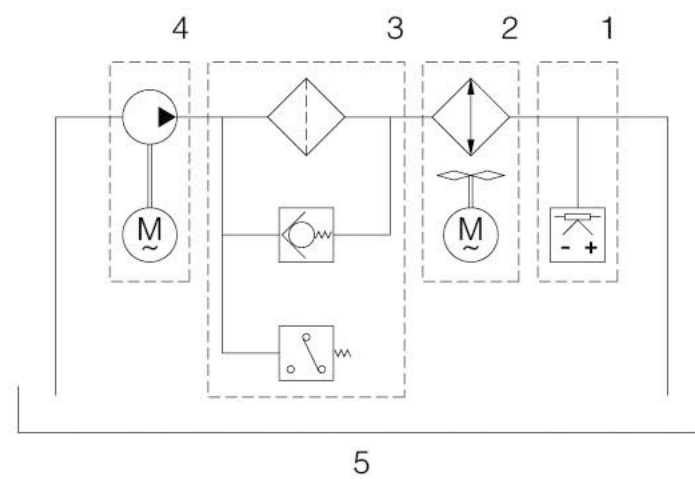


	A	B	C	D	E	F	G	H	I	L
CR1	310	490	410	G1/2	80	10	190	245	415	M10
CR2	365	600	463	G3/4	100	45	250	300	530	M10
CR3	465	760	575	IN=G1 OUT=G3/4	100	45	350	400	690	M10

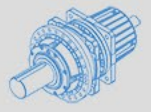


原理图和技术参数

Principles & Technical Data



序号 Item	名称 Name	功能 Function	技术参数/Technical data		
			CR1	CR2	CR3
1	温控仪 thermo-couple	油温监控并报警 test oil temperature & supply warning signal	AC220V/50Hz,±100℃	AC220V/50Hz,±100℃	AC220V/50Hz,±100℃
2	冷却风扇 cooling fan	冷却润滑油 cool oil	AC220V/50Hz,600m ³ /h	AC220V/50Hz,1000m ³ /h	AC220V/50Hz,3000m ³ /h
3	过滤器 filter	过滤杂质并报警 filter impurity	AC220V/50Hz,80μ	AC220V/50Hz,80μ	AC220V/50Hz,80μ
4	油泵 pump	供油动力 pump lubrication oil	AC380V/0.37KW,9L/min,5bar	AC380V/0.75KW,25L/min,5bar	AC380V/1.5KW,40L/min,5bar
5	减速器 gear unit	按客户设计 base requirements	按客户参数选取	按客户参数选取	按客户参数选取
重量/weight [kg]			28	40	63

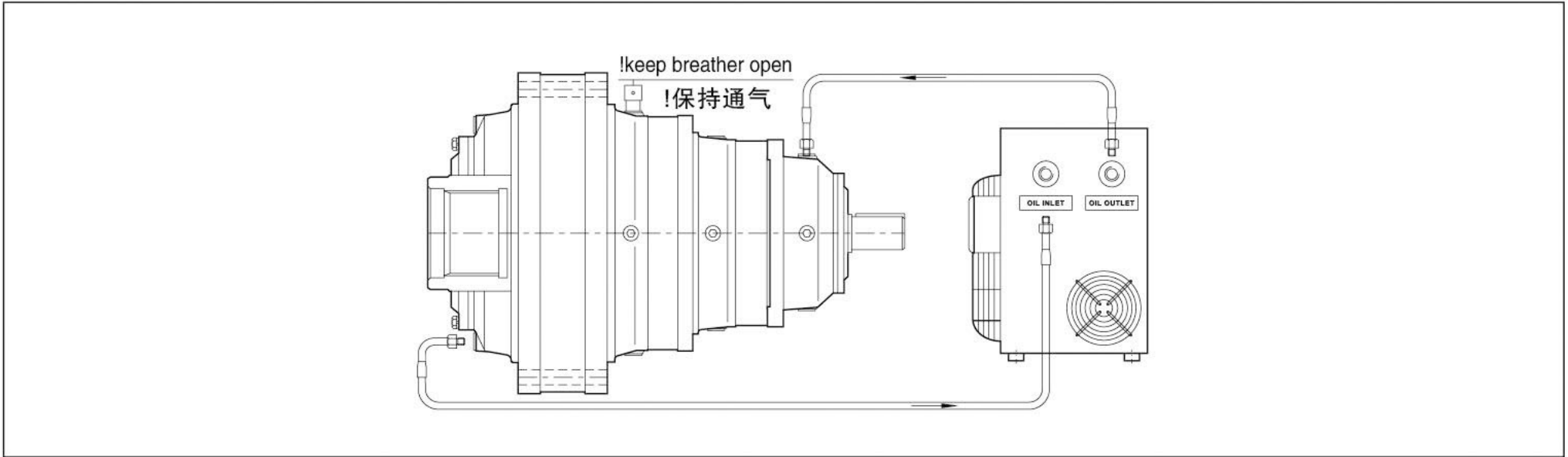


冷却系统安装，一拖一

Installation for cooling system, one to one

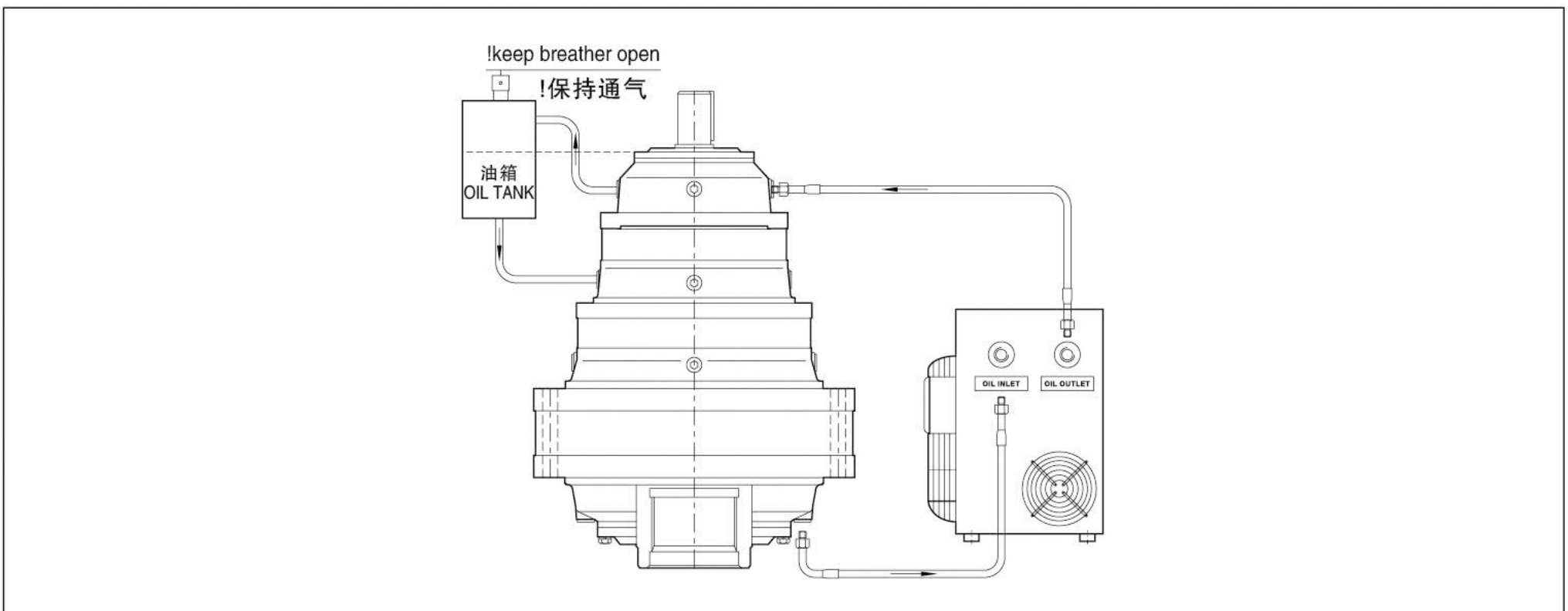
B5 水平安装

for B5 horizontal mounting position



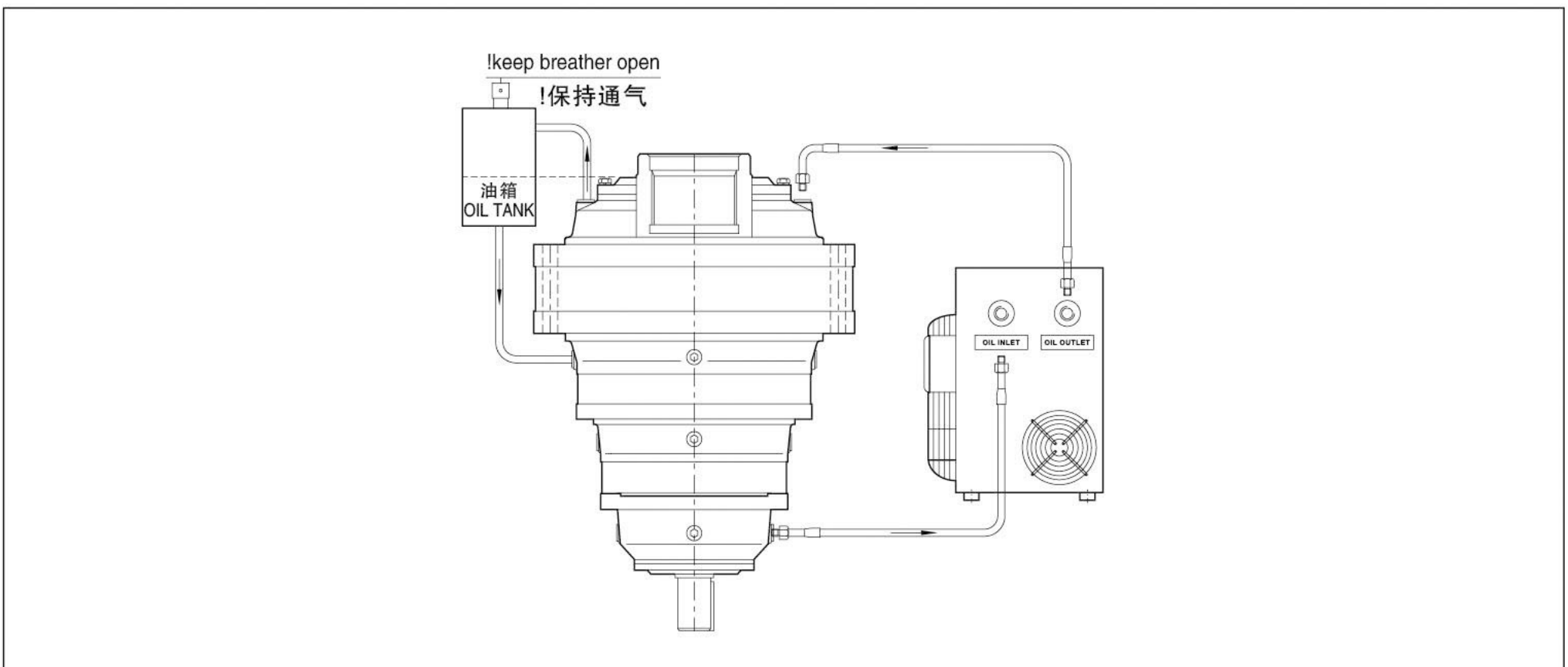
V1 立式安装，输出轴朝下

for V1 vertical mounting position, output shaft downwards



V3 立式安装，输出轴朝上

for V3 vertical mounting position, output shaft upwards



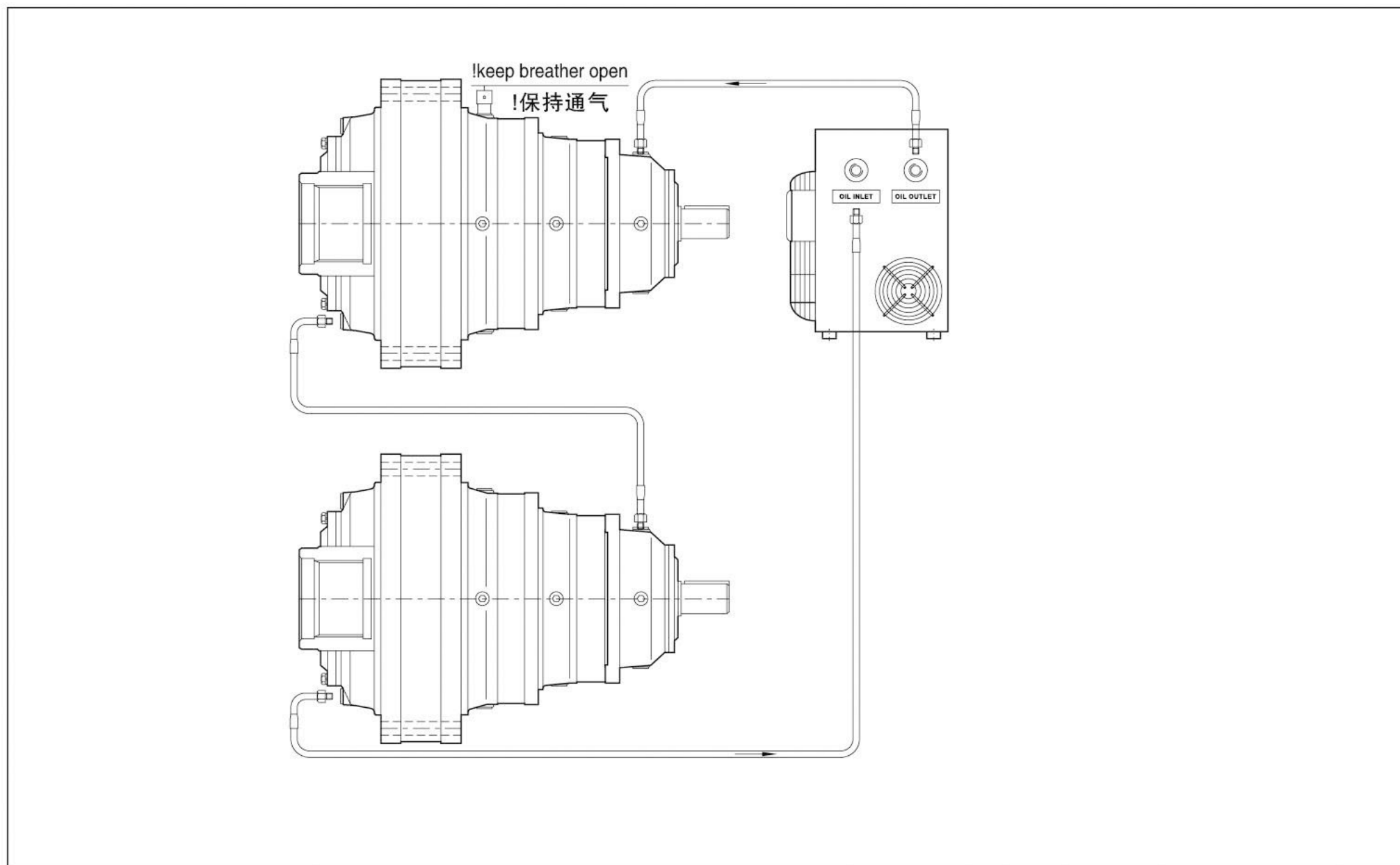


冷却系统安装，一拖二

Installation for cooling system, one to two

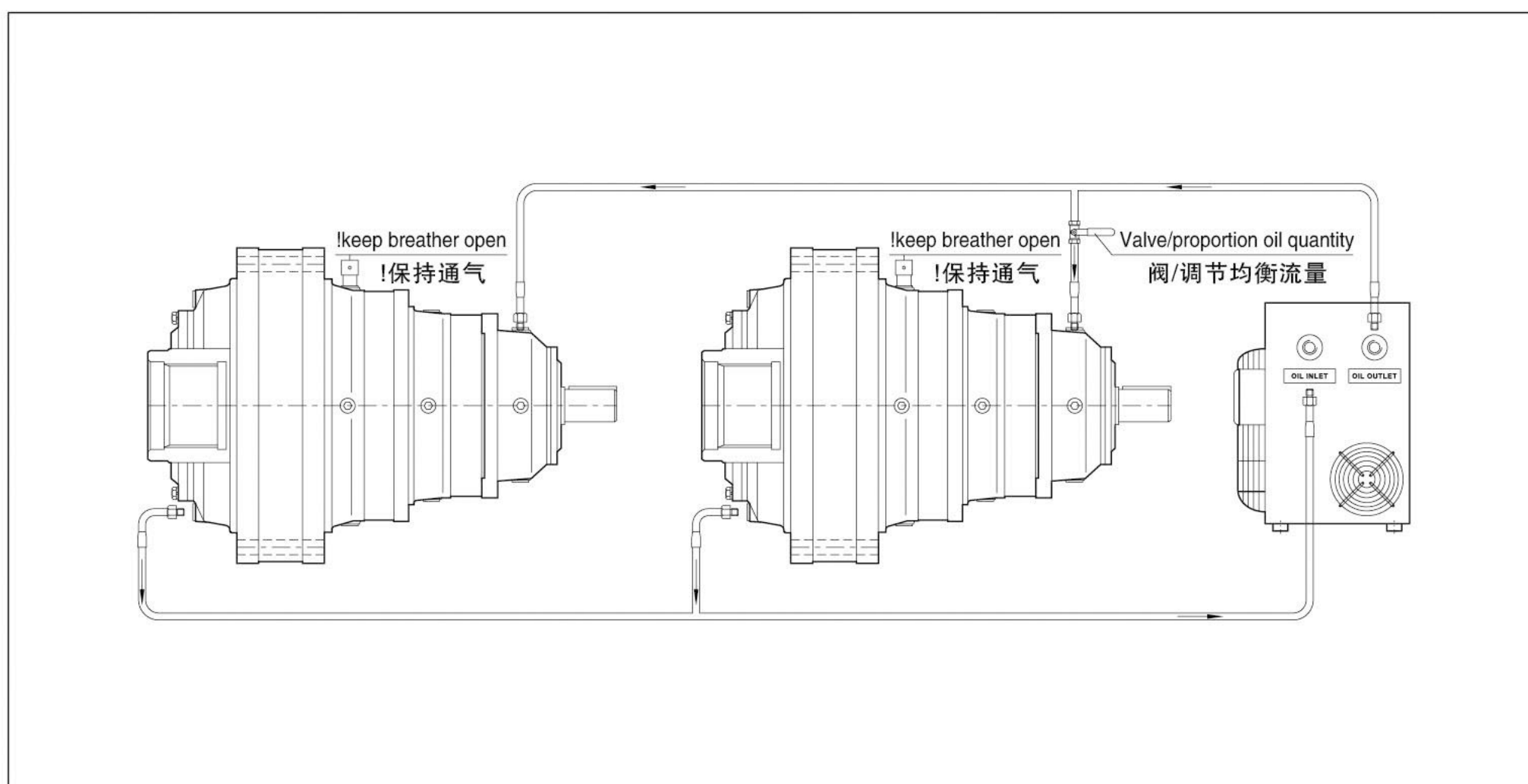
B5 水平安装，上下布局润滑

for B5 horizontal mounting position, two-piece lubricated



B5 水平安装，同水平面布局润滑

for B5 horizontal mounting position, same level lubricated



RP

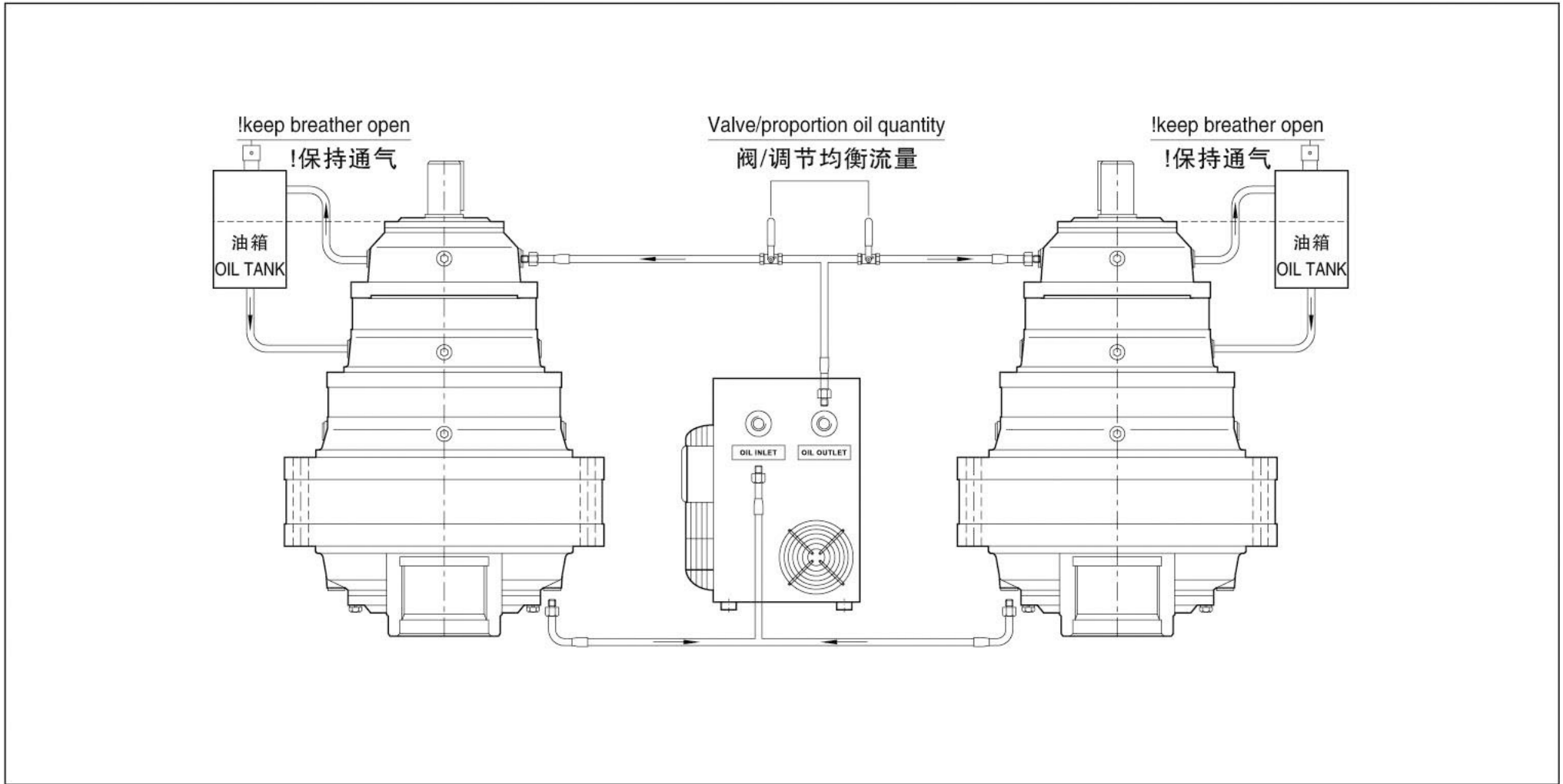


冷却系统安装，一拖二

Installation for cooling system, one to two

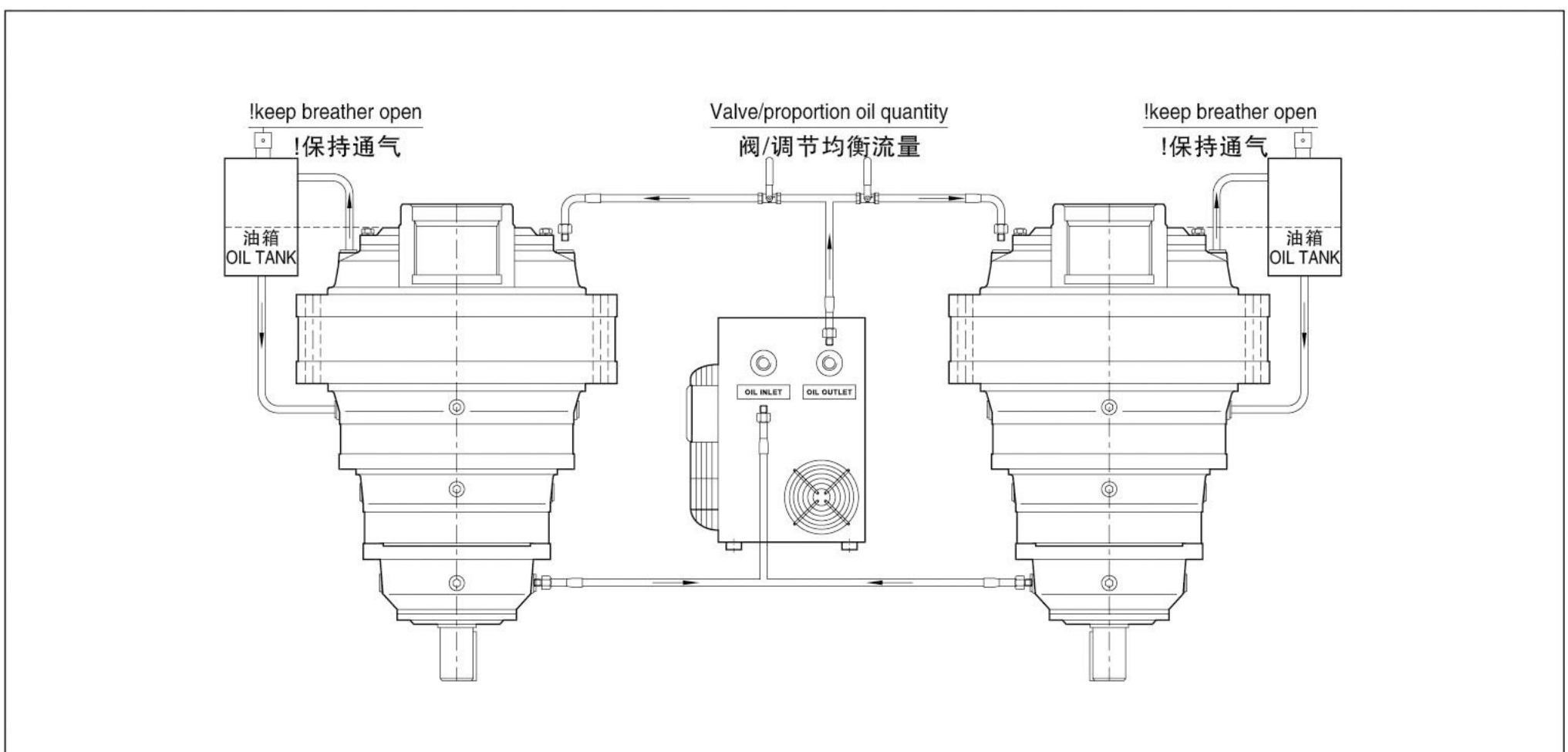
V1 立式安装，输出轴朝下

for V1 vertical mounting position, output shaft downwards



V3 立式安装，输出轴朝上

for V3 vertical mounting position, output shaft upwards



RP



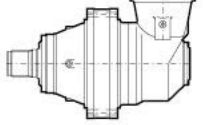
7. 技术参数 Technical Data

公称输出转矩

公称输出转矩仅用于预先快速选择机型号，详细技术参数见相关型号。

Normal Output Torque

Normal output torque only used for a quick selection of gear unit size, the details technical data listed in relative tables.

机型号 Gear unit size	公称输出转矩 Normal output torque T _{2N} [Nm]	 页数 page	 页数 page
P02	1500	386	387
P04	4000	393	394
P06	7000	400	401
P08	15000	407	408

齿轮箱重量

机型号 size	同轴/in line		转角/right angle	
	级数 stages	重量/weight [kg]	级数 stages	重量/weight [kg]
P02	1级	24	2级	45
	2级	31	3级	52
	3级	36		
P04	1级	43	2级	71
	2级	51	3级	78
	3级	56	4级	92
	4级	69		
P06	1级	87	2级	136
	2级	102	3级	107
	3级	107	4级	114
	4级	110		
P08	1级	138	2级	205
	2级	153	3级	175
	3级	171	4级	185
	4级	176		



P02技术参数 (同轴)

i	1500			1000			500			T2max	PT[kW]
	n2[rpm]	T2[Nm]	P2[kW]	n2[rpm]	T2[Nm]	P2[kW]	n2[rpm]	T2[Nm]	P2[kW]		
P1N02											
3.50	428.6	954	42.8	285.7	1086	32.5	142.9	1197	17.9	2500	12
4.13	363.6	982	37.4	242.4	1123	28.5	121.2	1237	15.7	2500	
5.17	290.3	1026	31.2	193.6	1174	23.8	96.8	1263	12.8	2500	
6.00	250.0	970	25.4	166.7	980	17.1	83.3	992	8.66	2500	
7.25	206.9	711	15.4	137.9	727	10.5	69.0	741	5.35	2500	
P2N02											
12.3	122.5	1388	17.8	81.6	1497	12.8	40.8	1521	6.5	2500	8.5
14.4	103.9	1425	15.5	69.3	1531	11.1	34.6	1577	5.7	2500	
17.0	88.2	1512	14.0	58.8	1596	9.8	29.4	1612	5.0	2500	
21.3	70.4	1585	11.7	46.9	1632	8.0	23.5	1649	4.1	2500	
24.8	60.6	1607	10.2	40.4	1655	7.0	20.2	1678	3.6	2500	
31.0	48.4	1407	7.1	32.3	1451	4.9	16.1	1468	2.5	2500	
37.5	40.0	1419	6.0	26.7	1460	4.1	13.4	1488	2.1	2500	
43.5	34.5	1163	4.2	23.0	1184	2.9	11.5	1189	1.4	2500	
51.2	29.3	1115	3.4	19.5	1135	2.3	9.8	1155	1.2	2500	
P3N02											
50.5	29.7	1705	5.3	19.8	1747	3.62	9.9	1757	1.82	2500	6.3
59.55	25.2	1706	4.5	16.8	1741	3.1	8.4	1762	1.6	2500	
70.19	21.4	1743	3.9	14.3	1776	2.7	7.1	1797	1.3	2500	
86.63	17.3	1764	3.2	11.5	1821	2.2	5.8	1854	1.1	2500	
102.1	14.7	1775	2.7	9.8	1824	1.9	4.9	1900	1.0	2500	
127.9	11.7	1807	2.2	7.8	1856	1.5	3.9	1905	0.78	2500	
148.5	10.1	1815	1.9	6.7	1873	1.3	3.4	1984	0.70	2500	
179.4	8.4	1805	1.6	5.6	1860	1.1	2.8	1883	0.55	2500	
211.3	7.1	1829	1.4	4.7	1882	0.9	2.4	1894	0.47	2500	
264.7	5.7	1440	0.9	3.8	1481	0.6	1.9	1516	0.30	2500	
319.8	4.7	1425	0.7	3.1	1471	0.5	1.6	1530	0.25	2500	
371.4	4.0	1300	0.6	2.7	1349	0.4	1.4	1415	0.20	2500	
437.4	3.4	1309	0.5	2.3	1376	0.3	1.1	1424	0.17	2500	
P4N02											
289.5	5.2	2010	1.09	3.5	2048	0.74	1.7	2098	0.38	2500	3
357.3	4.2	2069	0.91	2.8	2115	0.62	1.4	2217	0.33	2500	
421.1	3.6	2122	0.79	2.4	2176	0.54	1.2	2247	0.28	2500	
527.5	2.8	2176	0.65	1.9	2262	0.45	1.0	2312	0.23	2500	
612.6	2.5	2249	0.58	1.6	2344	0.4	0.8	2388	0.21	2500	
740.2	2.0	2300	0.49	1.4	2334	0.33	0.7	2388	0.17	2500	
894.4	1.7	2353	0.41	1.1	2388	0.28	0.6	2422	0.14	2500	
1120	1.3	2352	0.33	0.9	2468	0.23	0.5	2504	0.12	2500	
1301	1.2	2350	0.28	0.8	2481	0.2	0.4	2538	0.10	2500	
1532	1.0	2193	0.23	0.7	2204	0.15	0.3	2257	0.08	2500	
1804	0.8	2198	0.19	0.6	2257	0.13	0.3	2319	0.07	2500	
2260	0.7	1881	0.13	0.4	1953	0.09	0.2	1997	0.05	2500	
2731	0.6	1893	0.11	0.4	1962	0.076	0.2	2016	0.04	2500	
3171	0.5	1626	0.08	0.3	1791	0.06	0.2	1791	0.03	2500	

注：选一级行星传动时，电机功率建议在10KW以内

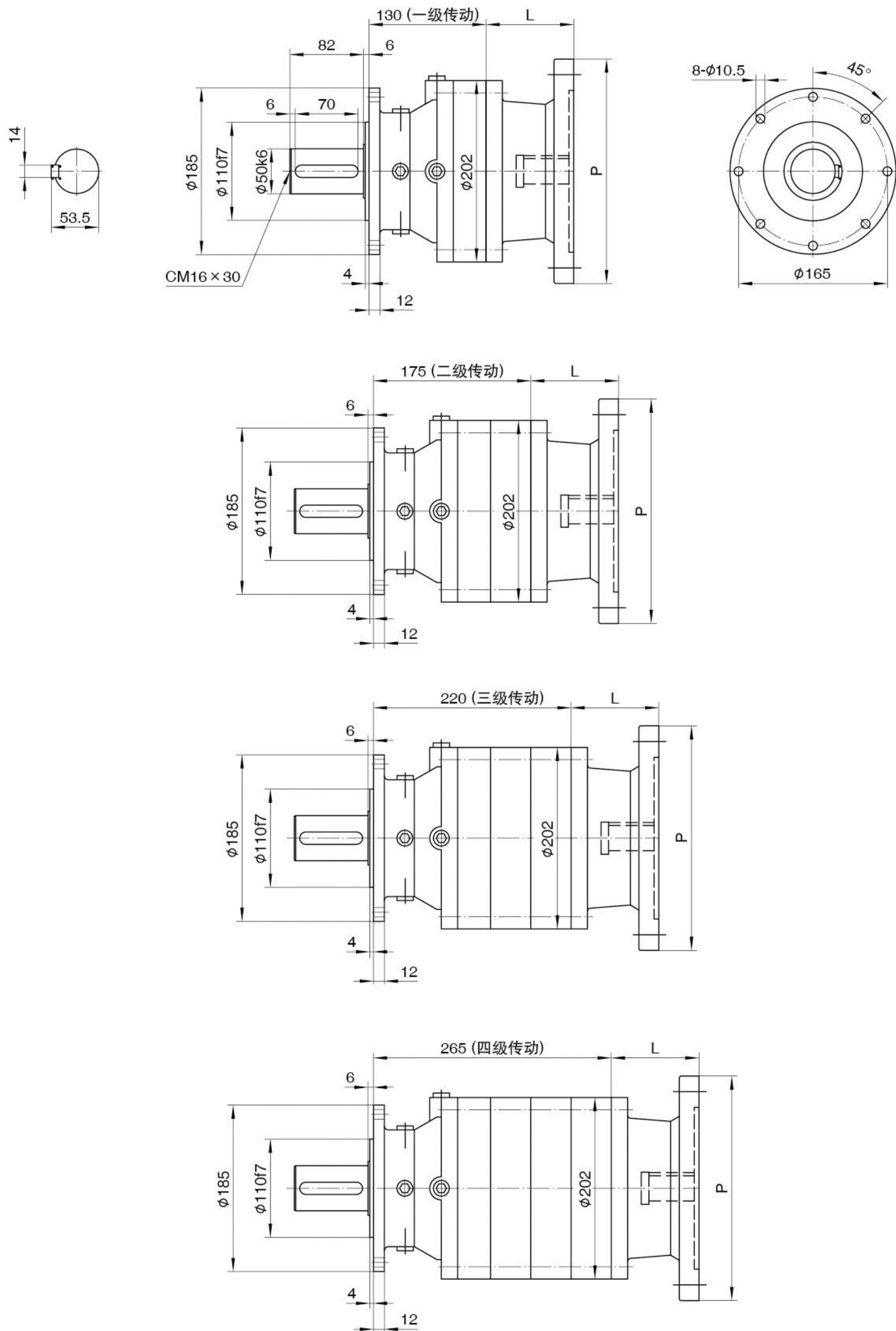


P02技术参数 (直交)

i	1500			1000			500			T2max	PT[kW]
	n2[rpm]	T2[Nm]	P2[kW]	n2[rpm]	T2[Nm]	P2[kW]	n2[rpm]	T2[Nm]	P2[kW]		
P2L02											
10.25	146.3	1155	17.7	97.6	1224	12.5	48.8	1236	6.31	2500	9
12.08	124.2	1238	16.1	82.8	1315	11.4	41.4	1325	5.74	2500	
15.13	99.1	1031	10.7	66.1	1093	7.56	33.0	1101	3.81	2500	
17.06	87.9	1028	9.46	58.6	1088	6.68	29.3	1098	3.37	2500	
20.11	74.6	1269	9.91	49.7	1346	7.01	24.9	1360	3.54	2500	
25.19	59.6	1065	6.64	39.7	1128	4.69	19.9	1135	2.36	2500	
29.25	51.3	1089	5.85	34.2	1168	4.18	17.1	1168	2.09	2500	
35.34	42.4	979	4.35	28.3	1084	3.21	14.2	1093	1.62	2500	
P3L02											
35.88	41.8	1670	7.3	27.0	1772	5.0	13.9	1788	2.6	2500	7.1
42.29	35.5	1691	6.3	23.0	1794	4.3	11.8	1810	2.2	2500	
49.84	30.1	1713	5.4	20.0	1815	3.8	10.0	1828	1.9	2500	
62.43	24.0	1709	4.3	16.0	1809	3.0	8.0	1836	1.5	2500	
72.49	20.7	1745	3.8	13.0	1851	2.5	6.9	1868	1.4	2500	
87.60	17.1	1763	3.2	11.0	1867	2.2	5.7	1890	1.1	2500	
103.9	14.4	1786	2.7	9.0	1889	1.8	4.8	1906	0.96	2500	
120.7	12.4	1683	2.2	8.0	1779	1.5	4.1	1792	0.78	2500	
145.8	10.3	1633	1.8	6.0	1719	1.1	3.4	1740	0.63	2500	
182.6	8.2	1396	1.2	5.0	1452	0.76	2.7	1656	0.48	2500	
215.1	7.0	1398	1.0	4.0	1624	0.68	2.3	1647	0.40	2500	
249.7	6.0	1192	0.8	4.0	1409	0.59	2.0	1433	0.30	2500	
P4L02											
246.3	6.1	1960	1.25	4.1	2070	0.88	2.0	2164	0.46	2500	3
290.3	5.2	1977	1.07	3.4	2082	0.75	1.7	2165	0.39	2500	
342.2	4.4	2071	0.95	2.9	2191	0.67	1.5	2289	0.35	2500	
428.6	3.5	2101	0.77	2.3	2213	0.54	1.2	2285	0.28	2500	
497.7	3.0	2173	0.69	2.0	2281	0.48	1.0	2388	0.25	2500	
601.4	2.5	2205	0.58	1.7	2336	0.41	0.8	2416	0.21	2500	
753.3	2.0	2208	0.46	1.3	2334	0.33	0.7	2460	0.17	2500	
887.1	1.7	1995	0.35	1.1	2113	0.25	0.6	2217	0.13	2500	
1030	1.5	1995	0.31	1.0	2097	0.21	0.5	2339	0.12	2500	
1290	1.2	1811	0.22	0.8	1860	0.15	0.4	1959	0.08	2500	
1559	1.0	1791	0.18	0.6	1820	0.12	0.3	1880	0.06	2500	
1836	0.8	1747	0.15	0.5	1822	0.10	0.3	1875	0.05	2500	
2132	0.7	1569	0.12	0.5	1605	0.08	0.2	1661	0.04	2500	

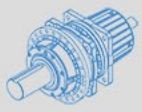


NBF02 同轴式平键实心轴法兰安装

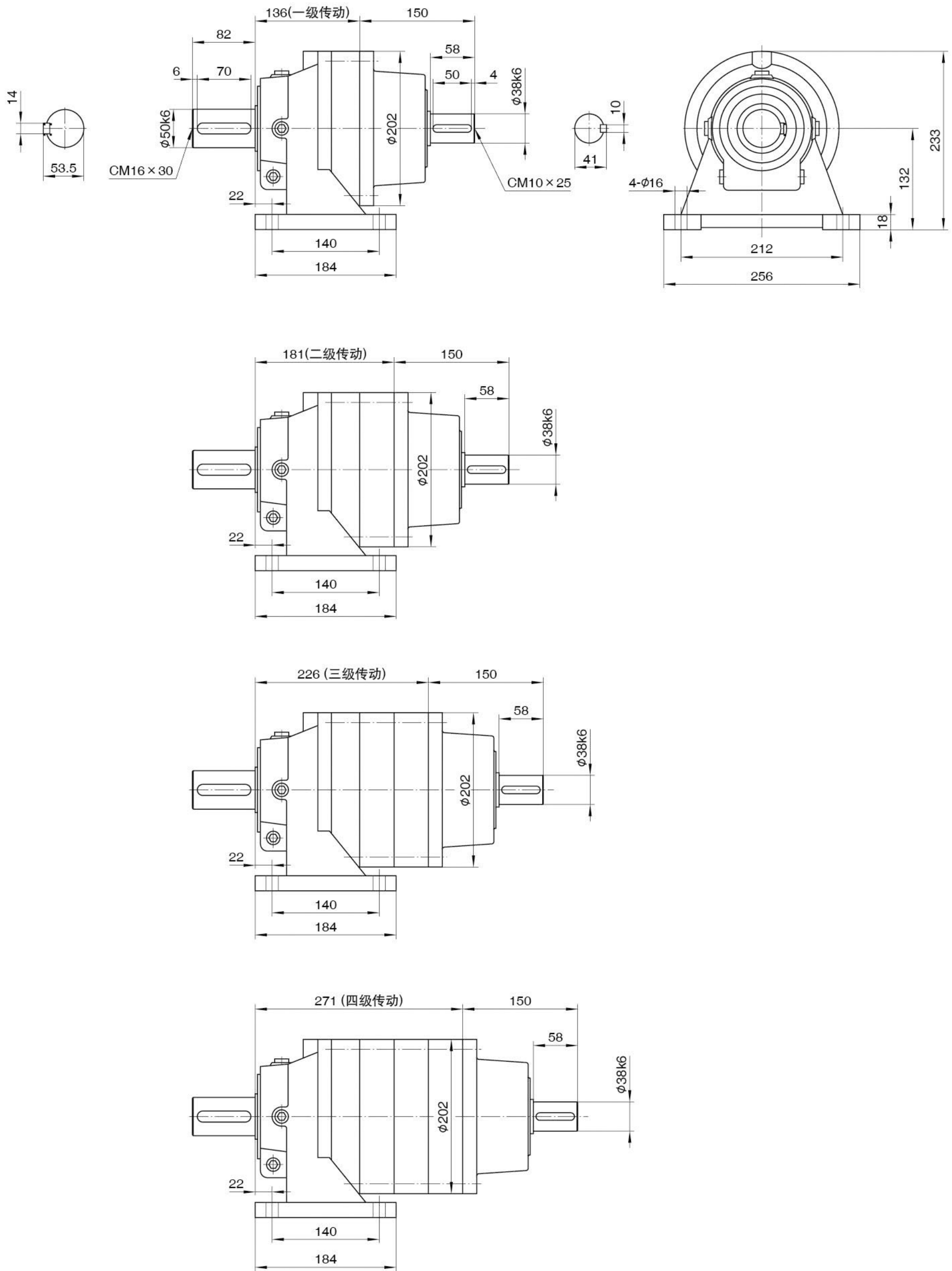


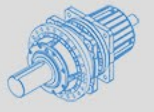
RP

级数 规格 Stage size	F71		F80		F90		F100		F112		F132		F160		F180	
	L	P	L	P	L	P	L	P	L	P	L	P	L	P	L	P
P1NBF02	87	160	93.5	200	93.5	200	97.5	250	97.5	250	122	300	152	350	152	350
P2NBF02	87	160	93.5	200	93.5	200	97.5	250	97.5	250	122	300	152	350		
P3NBF02	87	160	93.5	200	93.5	200	97.5	250	97.5	250	122	300				
P4NBF02	87	160	93.5	200	93.5	200	97.5	250	97.5	250	122	300				

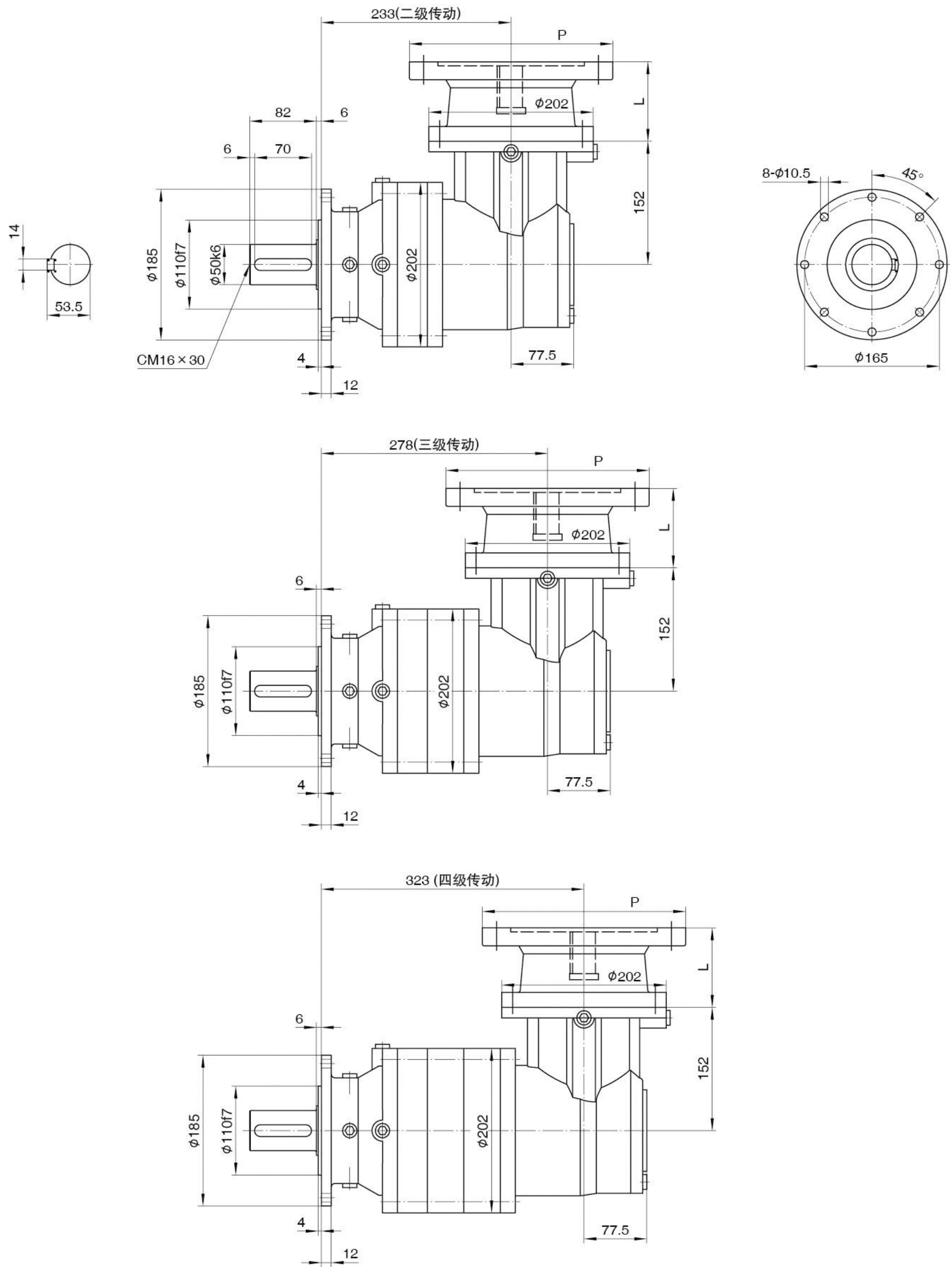


NBJ02 同轴式平键实心轴底脚安装





LBF02 直交式平键实心轴法兰安装

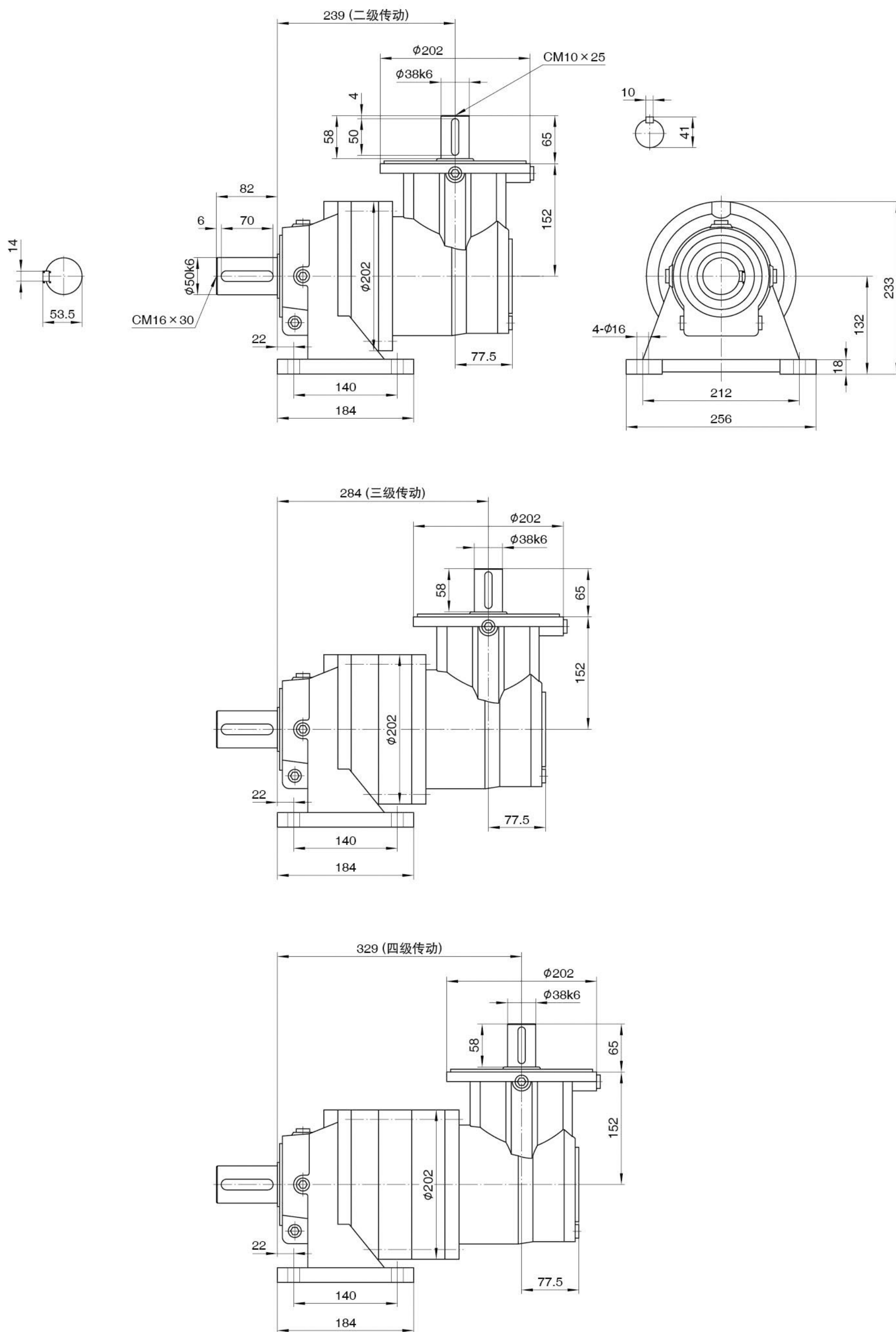


RP

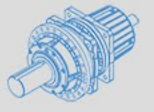
级数 规格 Stage size	F71		F80		F90		F100		F112		F132		F160	
	L	P	L	P	L	P	L	P	L	P	L	P	L	P
P2LBF02	87	160	93.5	200	93.5	200	97.5	250	97.5	250	122	300	152	350
P3LBF02	87	160	93.5	200	93.5	200	97.5	250	97.5	250	122	300		
P4LBF02	87	160	93.5	200	93.5	200	97.5	250	97.5	250	122	300		



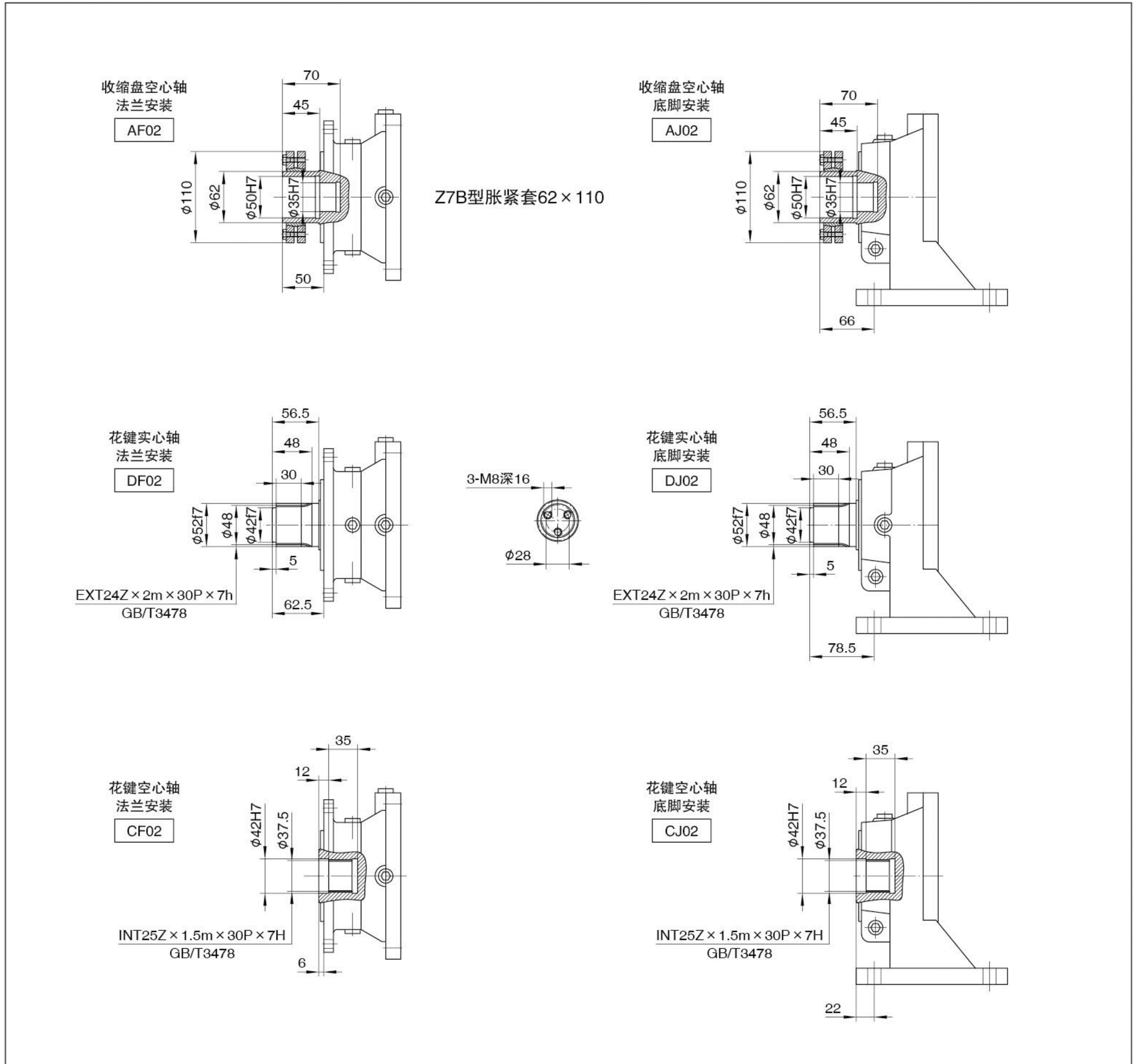
LBJ02 直交式平键实心轴底脚安装



RP



输出轴结构形式





P04技术参数 (同轴)

i	1500			1000			500			T2max	PT[kW]
	n2[rpm]	T2[Nm]	P2[kW]	n2[rpm]	T2[Nm]	P2[kW]	n2[rpm]	T2[Nm]	P2[kW]		
P1N04											
3.50	428.6	1943	87.2	285.7	2209	66.1	142.9	2480	37.1	5200	19
4.13	363.6	2033	77.4	242.4	2316	58.8	121.2	2584	32.8	5200	
5.17	290.3	2095	63.7	193.6	2383	48.3	96.8	2507	25.4	5200	
6.00	250.0	1990	52.1	166.7	2091	36.5	83.3	2166	18.9	5200	
7.25	206.9	1491	32.3	137.9	1544	22.3	69.0	1592	11.5	5200	
P2N04											
12.3	122.5	2808	36.0	81.6	3195	27.3	40.8	3594	15.4	5200	12.5
14.4	103.9	3219	35.0	69.3	3654	26.5	34.6	3833	13.9	5200	
17.0	88.2	3324	30.7	58.8	3723	22.9	29.4	3855	11.9	5200	
21.3	70.4	3379	24.9	46.9	3786	18.6	23.5	3888	9.6	5200	
24.8	60.6	3288	20.9	40.4	3487	14.8	20.2	3584	7.6	5200	
31.0	48.4	3000	15.2	32.3	3108	10.5	16.1	3197	5.4	5200	
37.5	40.0	3034	12.7	26.7	3134	8.8	13.4	3205	4.5	5200	
43.5	34.5	2562	9.3	23.0	2646	6.4	11.5	2701	3.3	5200	
51.2	29.3	2560	7.9	19.5	2647	5.4	9.8	2691	2.8	5200	
P3N04											
50.5	29.7	3877	12.1	19.8	4295	8.9	9.9	4490	4.7	5200	9.5
59.55	25.2	3920	10.3	16.8	4323	7.6	8.4	4559	4.0	5200	
70.19	21.4	3964	8.9	14.3	4356	6.5	7.1	4587	3.4	5200	
86.63	17.3	4031	7.3	11.5	4386	5.3	5.8	4601	2.8	5200	
102.1	14.7	4050	6.2	9.8	4390	4.5	4.9	4600	2.4	5200	
127.9	11.7	4095	5.0	7.8	4396	3.6	3.9	4616	1.89	5200	
148.5	10.1	4066	4.3	6.7	4371	3.1	3.4	4605	1.63	5200	
179.4	8.4	4044	3.5	5.6	4338	2.5	2.8	4587	1.34	5200	
211.3	7.1	4049	3.0	4.7	4341	2.2	2.4	4594	1.14	5200	
264.7	5.7	3234	1.9	3.8	3360	1.3	1.9	3436	0.68	5200	
319.8	4.7	3258	1.6	3.1	3387	1.1	1.6	3489	0.57	5200	
371.4	4.0	2718	1.2	2.7	2805	0.8	1.4	2900	0.41	5200	
437.4	3.4	2784	1.0	2.3	2836	0.7	1.1	2932	0.35	5200	
P4N04											
289.5	5.2	4572	2.48	3.5	4900	1.77	1.7	5189	0.94	5200	6
357.3	4.2	4707	2.07	2.8	5048	1.48	1.4	5212	0.76	5200	
421.1	3.6	4829	1.80	2.4	5158	1.28	1.2	5240	0.65	5200	
527.5	2.8	4977	1.48	1.9	5227	1.04	1.0	5328	0.53	5200	
612.6	2.5	5095	1.31	1.6	5285	0.90	0.8	5322	0.46	5200	
740.2	2.0	5151	1.10	1.4	5306	0.75	0.7	5407	0.39	5200	
894.4	1.7	5201	0.92	1.1	5218	0.61	0.6	5321	0.31	5200	
1120	1.3	5203	0.73	0.89	5258	0.49	0.5	5348	0.25	5200	
1301	1.2	5199	0.63	0.77	5209	0.42	0.4	5353	0.21	5200	
1532	1.0	5204	0.53	0.65	5319	0.36	0.3	5412	0.19	5200	
1804	0.8	5178	0.45	0.55	5279	0.30	0.3	5355	0.16	5200	
2260	0.7	4515	0.31	0.44	4666	0.22	0.2	4775	0.11	5200	
2731	0.6	4549	0.26	0.37	4698	0.18	0.2	4802	0.09	5200	
3171	0.5	3759	0.19	0.32	3880	0.13	0.2	3999	0.07	5200	

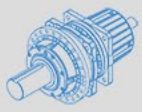
注：选一级行星传动时，电机功率建议在30kW以内



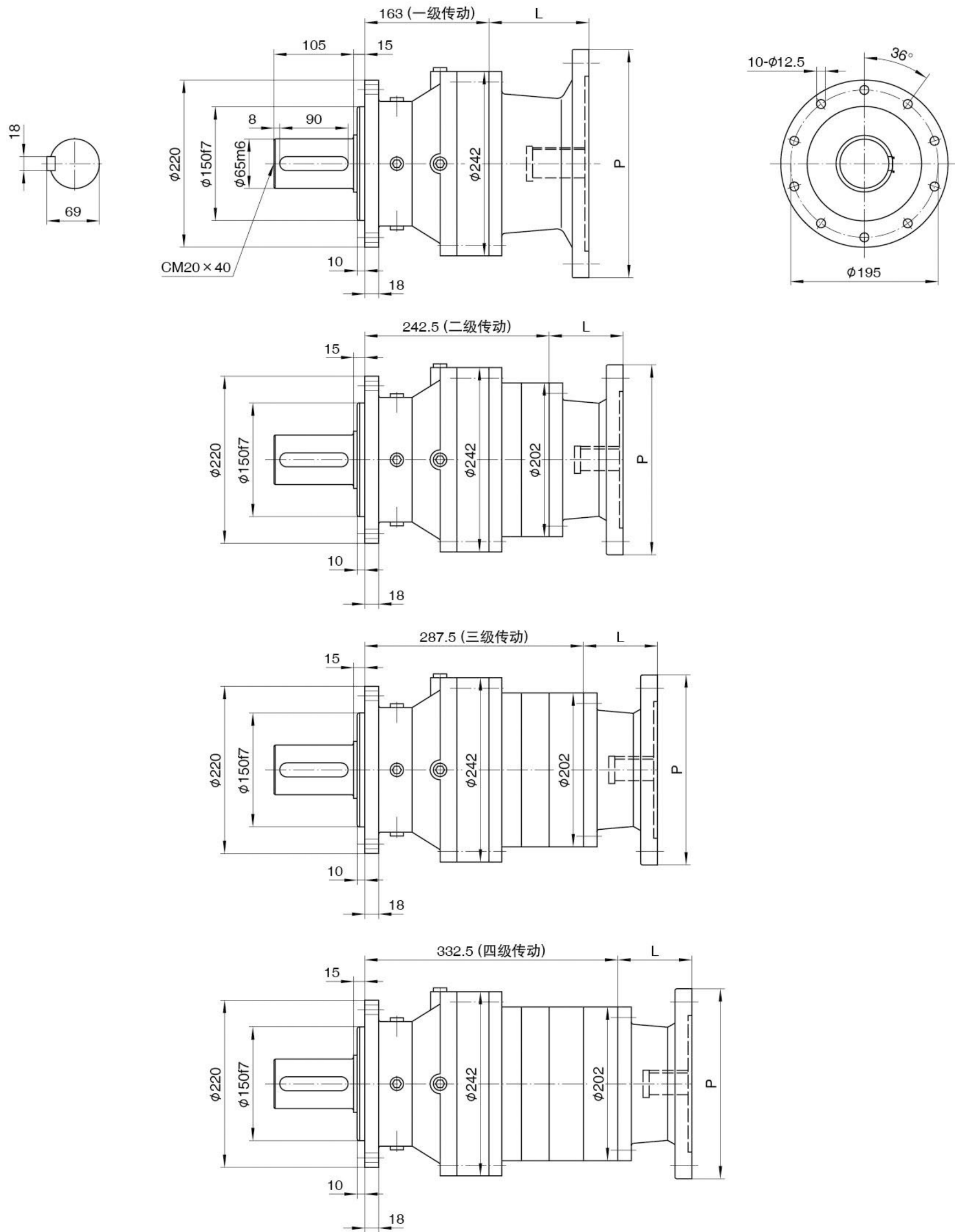


P04技术参数 (直交)

i	1500			1000			500			T2max	PT[kW]
	n2[rpm]	T2[Nm]	P2[kW]	n2[rpm]	T2[Nm]	P2[kW]	n2[rpm]	T2[Nm]	P2[kW]		
P2L04											
10.25	146.3	2147	32.9	97.6	2448	25.01	48.8	2790	14.25	5200	13.2
12.08	124.2	2446	31.8	82.8	2739	23.74	41.4	3067	13.29	5200	
15.13	99.1	2515	26.1	66.1	2766	19.14	33.0	3041	10.52	5200	
17.06	87.9	2585	23.8	58.6	2793	17.14	29.3	3015	9.25	5200	
20.11	74.6	2599	20.3	49.7	2754	14.34	24.9	2916	7.59	5200	
25.19	59.6	2470	15.4	39.7	2617	10.88	19.9	2776	5.77	5200	
29.25	51.3	2347	12.6	34.2	2489	8.91	17.1	2587	4.63	5200	
35.34	42.4	2198	9.77	28.3	2329	6.9	14.2	2376	3.52	5200	
P3L04											
35.88	41.8	3312	14.5	27.9	3773	11.0	13.9	4227	6.2	5200	10
42.29	35.5	3527	13.1	23.7	3949	9.8	11.8	4339	5.4	5200	
49.84	30.1	3522	11.1	20.1	3875	8.1	10.0	4256	4.5	5200	
62.43	24.0	3469	8.7	16.0	3821	6.4	8.0	4125	3.5	5200	
72.49	20.7	3854	8.4	13.8	4162	6.0	6.9	4401	3.2	5200	
87.60	17.1	3592	6.4	11.4	3805	4.6	5.7	4031	2.4	5200	
103.9	14.4	3578	5.4	9.6	3792	3.8	4.8	4011	2.02	5200	
120.7	12.4	3596	4.7	8.3	3813	3.3	4.1	4037	1.75	5200	
145.8	10.3	3434	3.7	6.9	3494	2.5	3.4	3703	1.33	5200	
182.6	8.2	3199	2.8	5.5	3294	1.89	2.7	3395	0.97	5200	
215.1	7.0	3220	2.4	4.7	3307	1.61	2.3	3396	0.83	5200	
249.7	6.0	2542	1.6	4.0	2579	1.08	2.0	2674	0.56	5200	
P4L04											
246.3	6.1	4422	2.82	4.1	4657	1.98	2.03	4940	1.05	5200	6
290.3	5.2	4581	2.48	3.4	4831	1.74	1.72	5108	0.92	5200	
342.2	4.4	4710	2.16	2.9	4971	1.52	1.46	5233	0.80	5200	
428.6	3.5	4802	1.76	2.3	5041	1.23	1.17	5224	0.64	5200	
497.7	3.0	4791	1.51	2.0	5036	1.06	1.00	5253	0.55	5200	
601.4	2.5	5063	1.32	1.7	5178	0.90	0.83	5235	0.46	5200	
753.3	2.0	5087	1.06	1.3	5170	0.72	0.66	5281	0.37	5200	
887.1	1.7	4803	0.85	1.13	4902	0.58	0.56	5048	0.30	5200	
1030	1.5	4840	0.74	0.97	4923	0.50	0.49	5067	0.26	5200	
1290	1.2	4281	0.52	0.77	4378	0.35	0.39	4530	0.19	5200	
1559	0.96	4278	0.43	0.64	4327	0.29	0.32	4506	0.15	5200	
1836	0.82	4309	0.37	0.54	4386	0.25	0.27	4527	0.13	5200	
2132	0.70	3615	0.27	0.47	3718	0.18	0.23	3820	0.09	5200	



NBF04 同轴式平键实心轴法兰安装

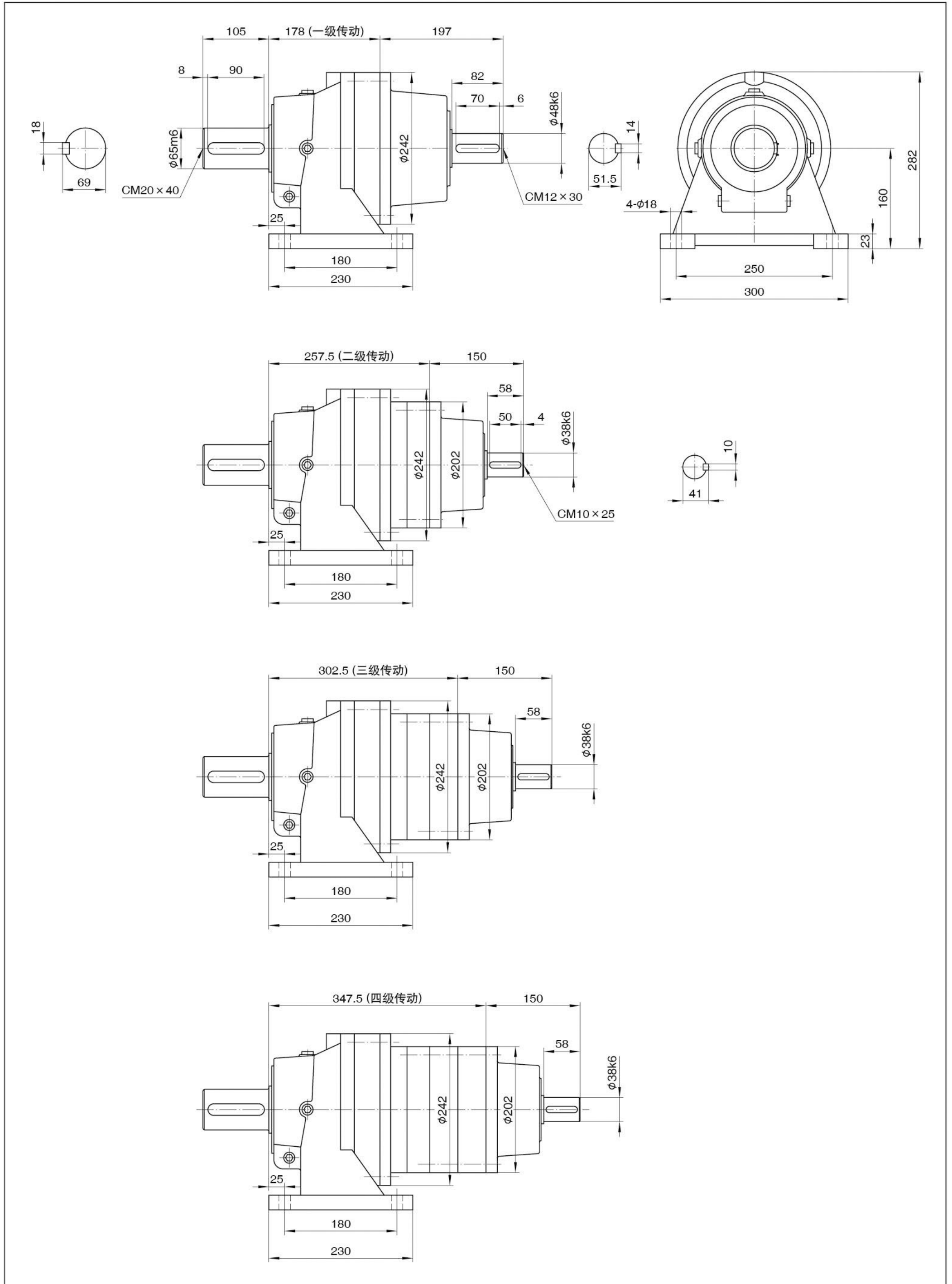


级数 规格 Stage size	F71		F80		F90		F100		F112		F132		F160		F180		F200	
	L	P	L	P	L	P	L	P	L	P	L	P	L	P	L	P	L	P
P1NBF04							119	250	119	250	132	300	160	350	160	350	160	400
P2NBF04	87	160	93.5	200	93.5	200	97.5	250	97.5	250	122	300	152	350	152	350		
P3NBF04	87	160	93.5	200	93.5	200	97.5	250	97.5	250	122	300	152	350				
P4NBF04	87	160	93.5	200	93.5	200	97.5	250	97.5	250	122	300						

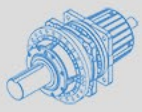
RP



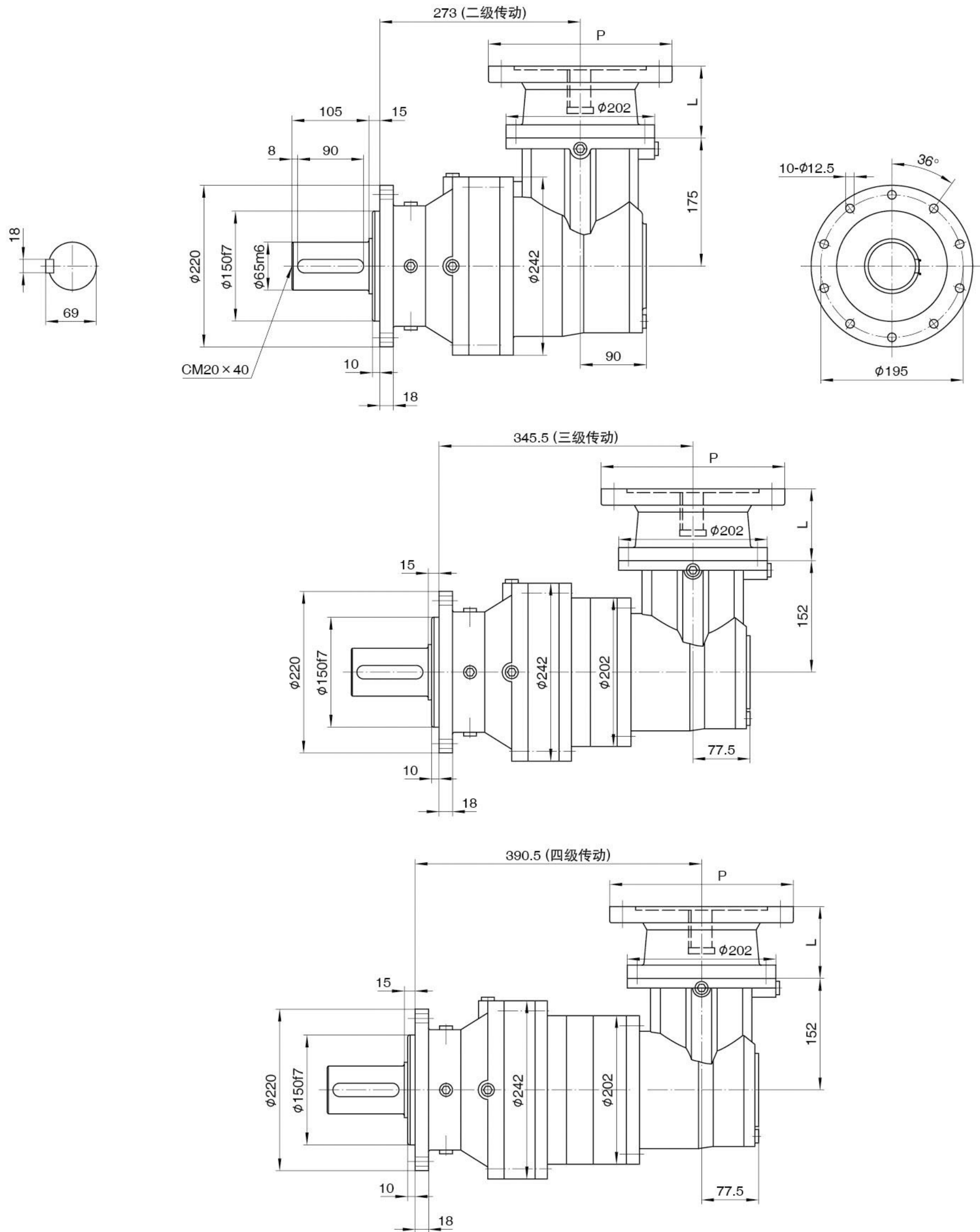
NBJ04 同轴式平键实心轴底脚安装



RP

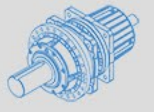


LBF04 直交式平键实心轴法兰安装

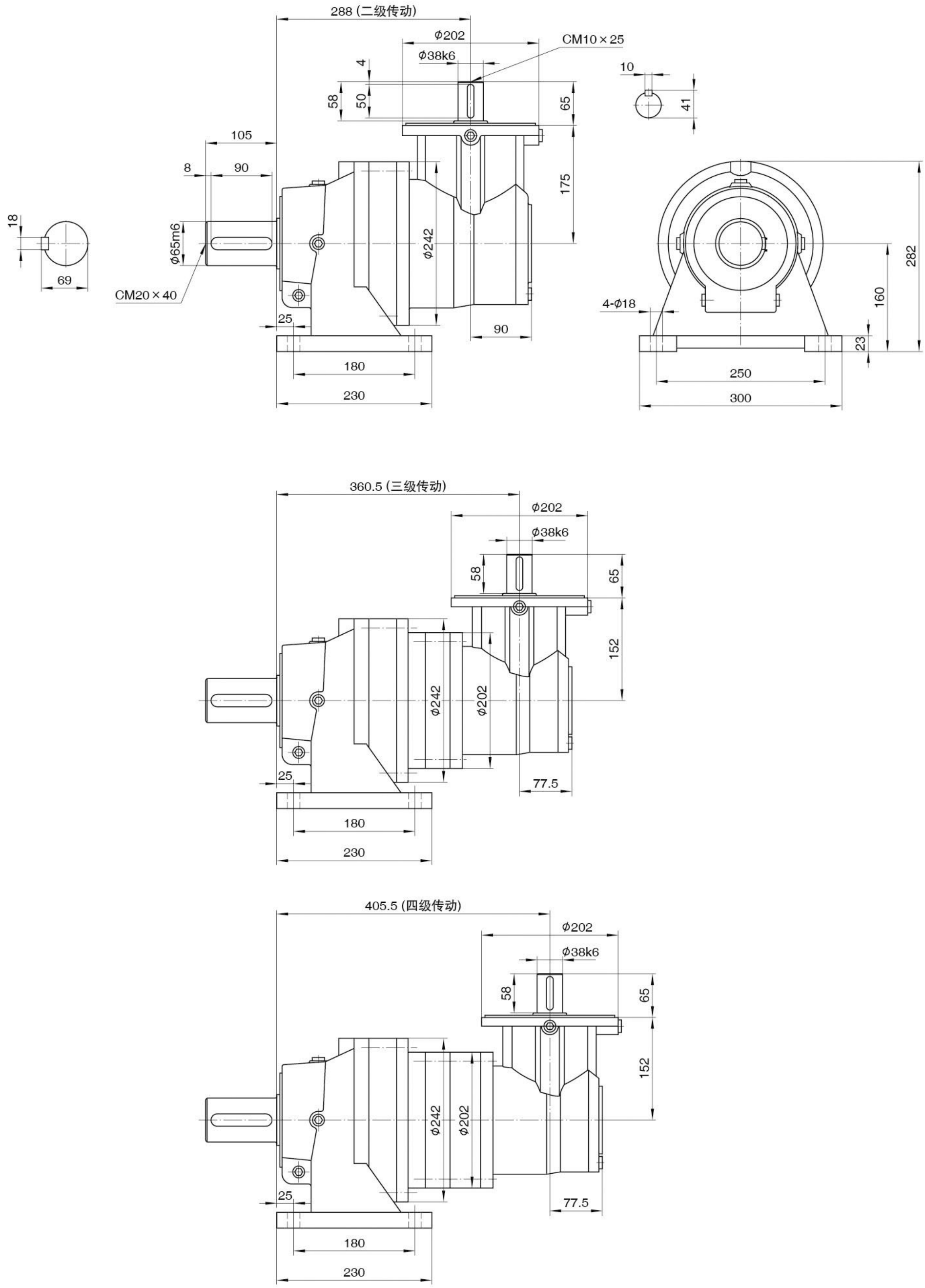


级数 规格 Stage size	F71		F80		F90		F100		F112		F132		F160		F180	
	L	P	L	P	L	P	L	P	L	P	L	P	L	P	L	P
P2NBF04	87	160	93.5	200	93.5	200	97.5	250	97.5	250	122	300	152	350	152	350
P3NBF04	87	160	93.5	200	93.5	200	97.5	250	97.5	250	122	300	152	350		
P4NBF04	87	160	93.5	200	93.5	200	97.5	250	97.5	250	122	300				

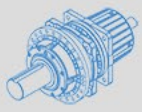
RP



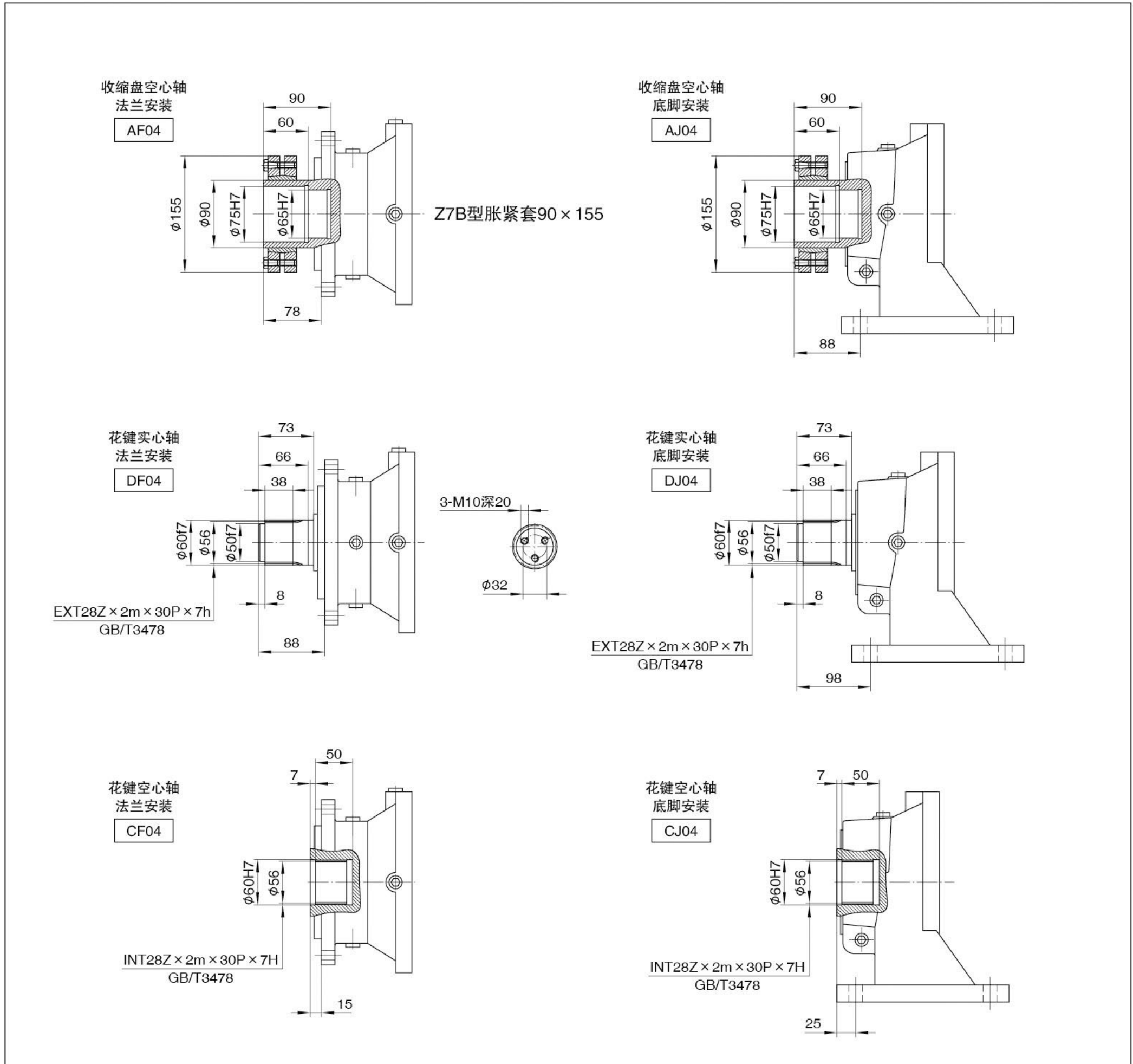
LBJ04 直交式平键实心轴底脚安装

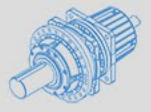


RP



输出轴结构形式





P06技术参数 (同轴)

i	1500			1000			500			T2max	PT[kW]
	n2[rpm]	T2[Nm]	P2[kW]	n2[rpm]	T2[Nm]	P2[kW]	n2[rpm]	T2[Nm]	P2[kW]		
P1N06											
3.86	388.9	3487	142	259.3	4052	110	129.6	4627	62.8	10000	31
4.33	346.2	3725	135	230.8	4221	102	115.4	4974	60.1	10000	
5.00	300.0	3884	122	200.0	4426	92.7	100.0	4603	48.2	10000	
6.00	250.0	3633	95.1	166.7	3742	65.3	83.3	3885	33.9	10000	
7.36	203.7	2635	56.2	135.8	2715	38.6	67.9	2827	20.1	10000	
P2N06											
13.50	111.1	5079	59.1	74.1	5879	45.6	37.0	6239	24.2	10000	20
15.17	98.9	5619	58.2	65.9	6300	43.5	33.0	6865	23.7	10000	
17.87	83.9	5984	52.6	56.0	6810	39.9	28.0	7204	21.1	10000	
22.39	67.0	6243	43.8	44.7	6863	32.1	22.3	7270	17.0	10000	
26.00	57.7	6041	36.5	38.5	6431	25.9	19.2	6804	13.7	10000	
30.00	50.0	5062	26.5	33.3	5301	18.5	16.7	5620	9.8	10000	
36.25	41.4	5031	21.8	27.6	5182	15.0	13.8	5388	7.8	10000	
43.50	34.5	4390	15.9	23.0	4578	11.0	11.5	4738	5.7	10000	
P3N06											
47.25	31.8	6256	20.8	21.2	6905	15.3	10.6	7221	8.0	10000	14
53.08	28.3	6624	19.6	18.8	7198	14.2	9.4	7401	7.3	10000	
62.56	24.0	6810	17.1	16.0	7227	12.1	8.0	7411	6.2	10000	
73.73	20.3	6855	14.6	13.6	7254	10.3	6.8	7465	5.3	10000	
82.21	18.3	6018	11.5	12.2	6440	8.2	6.1	6519	4.2	10000	
107.3	14.1	6647	9.8	9.4	7229	7.1	4.7	7330	3.6	10000	
134.3	11.2	6754	7.9	7.4	7252	5.7	3.7	7317	2.9	10000	
156.0	9.6	6502	6.6	6.4	6704	4.5	3.2	6783	2.3	10000	
188.5	8.0	6503	5.4	5.3	6708	3.7	2.7	6847	1.9	10000	
222.0	6.8	6499	4.6	4.5	6691	3.2	2.3	6706	1.6	10000	
262.8	5.7	6205	3.7	3.8	6283	2.5	1.9	6333	1.3	10000	
309.5	4.9	6006	3.1	3.2	6061	2.1	1.6	6190	1.1	10000	
371.4	4.0	5602	2.4	2.7	5787	1.6	1.4	5871	0.83	10000	
P4N06											
258.1	5.8	8186	5.0	3.9	8442	3.4	1.9	8959	1.8	10000	9.5
304.1	4.9	8407	4.3	3.3	8679	3.0	1.6	9201	1.6	10000	
375.3	4.0	8619	3.6	2.7	8904	2.5	1.3	9191	1.3	10000	
442.4	3.4	8930	3.2	2.3	9212	2.2	1.1	9296	1.1	10000	
534.5	2.8	8904	2.6	1.9	9193	1.8	0.94	9245	0.9	10000	
669.6	2.2	8996	2.1	1.5	9230	1.4	0.75	9423	0.7	10000	
777.5	1.9	9006	1.8	1.3	9254	1.3	0.64	9401	0.6	10000	
973.9	1.5	8992	1.5	1.0	9318	1.0	0.51	9363	0.5	10000	
1177	1.3	9024	1.2	0.85	9213	0.8	0.42	9323	0.4	10000	
1367	1.1	8005	0.92	0.73	8242	0.6	0.37	8518	0.3	10000	
1609	0.9	8010	0.78	0.62	8318	0.5	0.31	8595	0.3	10000	
1896	0.8	8474	0.70	0.53	8721	0.5	0.26	8999	0.2	10000	
2187	0.7	7391	0.53	0.46	7619	0.4	0.23	7765	0.2	10000	
2643	0.6	7389	0.44	0.38	7615	0.3	0.19	7791	0.2	10000	
3171	0.5	6299	0.31	0.32	6387	0.2	0.16	6566	0.1	10000	

注：选一级行星传动时，电机功率建议在45kW以内

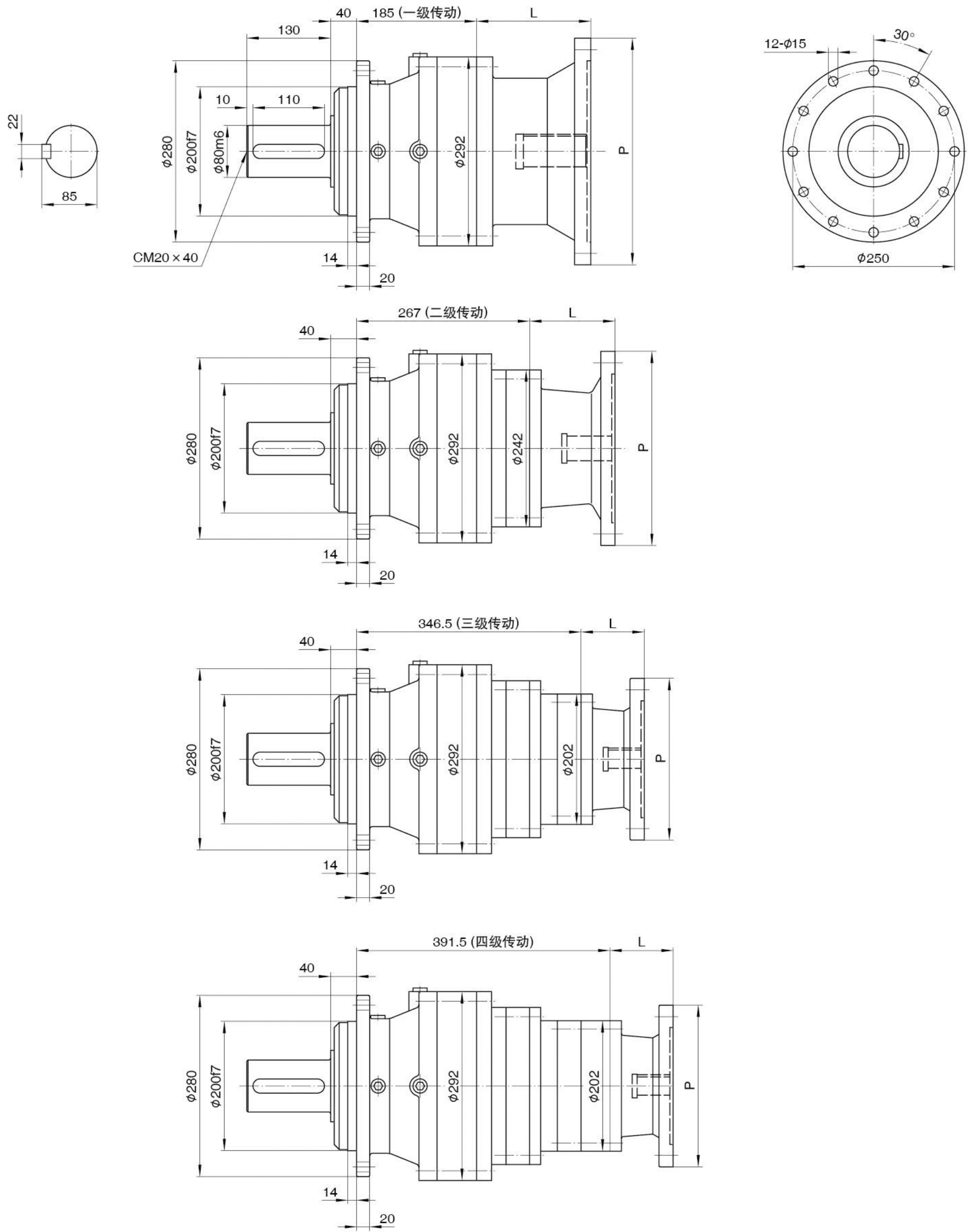


P06技术参数 (直交)

i	1500			1000			500			T2max	PT[kW]
	n2[rpm]	T2[Nm]	P2[kW]	n2[rpm]	T2[Nm]	P2[kW]	n2[rpm]	T2[Nm]	P2[kW]		
P2L06											
11.30	132.8	3754	52.2	88.5	4272	39.6	44.3	4617	21.4	10000	21
12.69	118.2	4161	51.5	78.8	4702	38.8	39.4	4993	20.6	10000	
14.64	102.5	4493	48.2	68.3	5117	36.6	34.2	5481	19.6	10000	
18.80	79.8	4488	37.5	53.2	4937	27.5	26.6	5242	14.6	10000	
21.13	71.0	4492	33.4	47.3	4862	24.1	23.7	5164	12.8	10000	
24.38	61.5	4174	26.9	41.0	4306	18.5	20.5	4563	9.8	10000	
29.25	51.3	4004	21.5	34.2	4106	14.7	17.1	4359	7.8	10000	
P3L06											
39.54	37.9	6300	25.0	25.3	7061	18.7	12.7	7247	9.6	10000	14
44.42	33.8	7013	24.8	22.5	7128	16.8	11.3	7379	8.7	10000	
52.35	28.7	7067	21.2	19.1	7200	14.4	9.6	7380	7.4	10000	
65.58	22.9	7057	16.9	15.3	7139	11.4	7.6	7307	5.8	10000	
76.15	19.7	7029	14.5	13.1	7128	9.8	6.6	7311	5.0	10000	
87.13	17.2	7047	12.7	11.5	7196	8.7	5.7	7354	4.4	10000	
109.1	13.7	6951	10.0	9.2	7204	6.9	4.6	7361	3.5	10000	
126.7	11.8	6598	8.2	7.9	6996	5.8	4.0	7132	3.0	10000	
146.3	10.3	6004	6.5	6.8	6367	4.6	3.4	6590	2.4	10000	
176.7	8.5	5995	5.3	5.7	6175	3.66	2.8	6243	1.9	10000	
212.1	7.1	5538	4.1	4.7	5665	2.80	2.4	5868	1.5	10000	
P4L06											
258.8	5.8	8150	5.0	3.9	8635	3.5	1.9	9006	1.8	10000	8.5
305.0	4.9	8249	4.3	3.3	8735	3.0	1.6	9026	1.6	10000	
359.4	4.2	8657	3.8	2.8	8932	2.6	1.4	9138	1.3	10000	
450.2	3.3	8948	3.1	2.2	9034	2.1	1.1	9206	1.07	10000	
522.8	2.9	8984	2.7	1.9	9000	1.8	0.96	9252	0.93	10000	
654.9	2.3	8883	2.1	1.5	9051	1.5	0.76	9248	0.74	10000	
760.5	2.0	8968	1.9	1.3	9040	1.2	0.66	9203	0.64	10000	
918.9	1.6	7617	1.3	1.09	8061	0.92	0.54	8294	0.47	10000	
1060	1.4	7112	1.1	0.94	7823	0.77	0.47	8067	0.40	10000	
1249	1.2	7322	0.9	0.80	8476	0.71	0.40	8738	0.37	10000	
1509	0.99	7042	0.73	0.66	7090	0.49	0.33	7293	0.25	10000	
1811	0.83	6443	0.56	0.55	6598	0.38	0.28	6651	0.20	10000	



NBF06 同轴式平键实心轴法兰安装

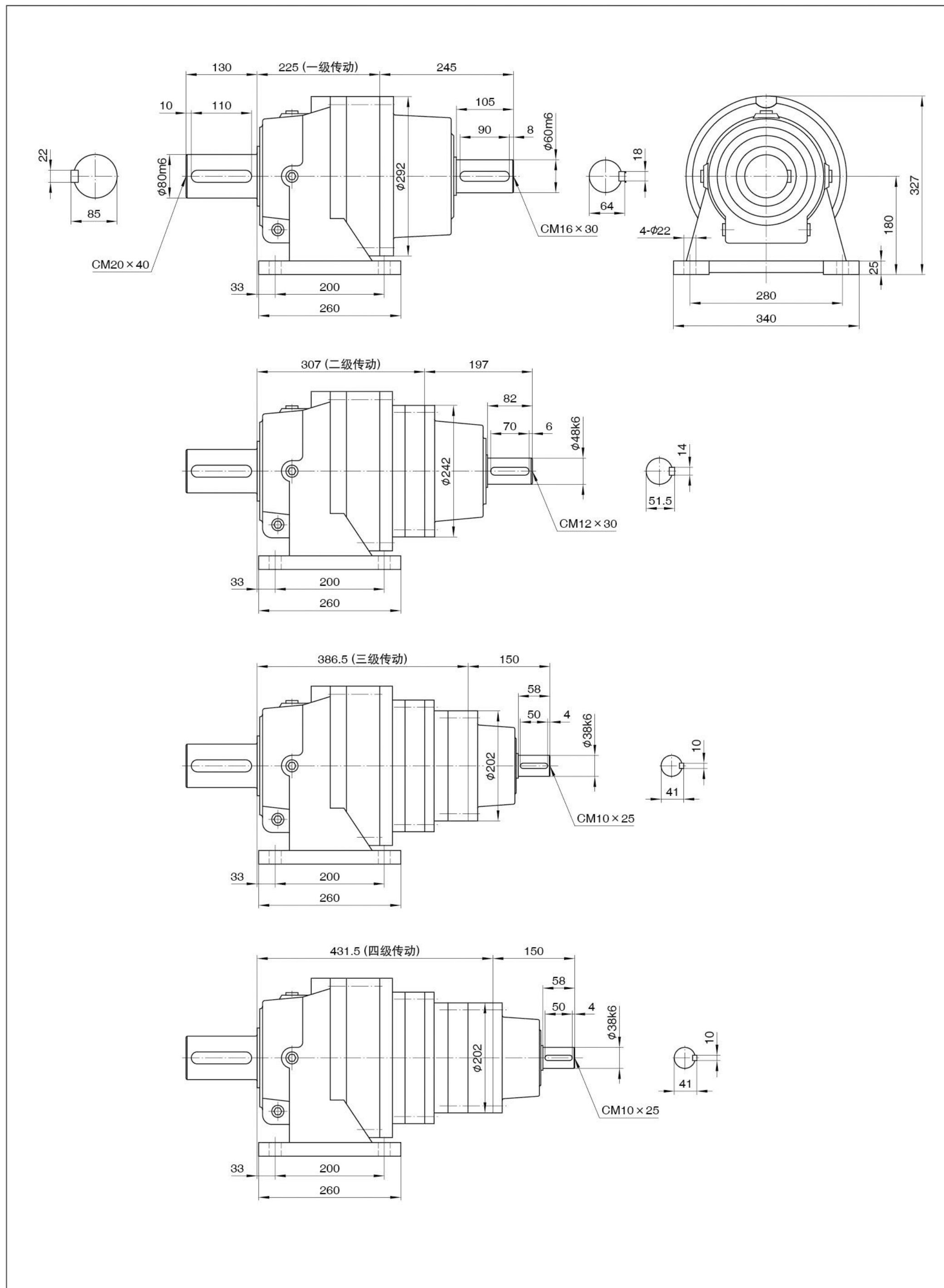


RP

级数 规格 Stage size	F71		F80		F90		F100		F112		F132		F160		F180		F200		F225		F250	
	L	P	L	P	L	P	L	P	L	P	L	P	L	P	L	P	L	P	L	P	L	P
P1NBF06											160	300	176.5	350	176.5	350	176.5	400	200	450	200	550
P2NBF06							119	250	119	250	132	300	160	350	160	350	160	400				
P3NBF06	87	160	93.5	200	93.5	200	97.5	250	97.5	250	122	300	152	350	152	350						
P4NBF06	87	160	93.5	200	93.5	200	97.5	250	97.5	250	122	300	152	350								



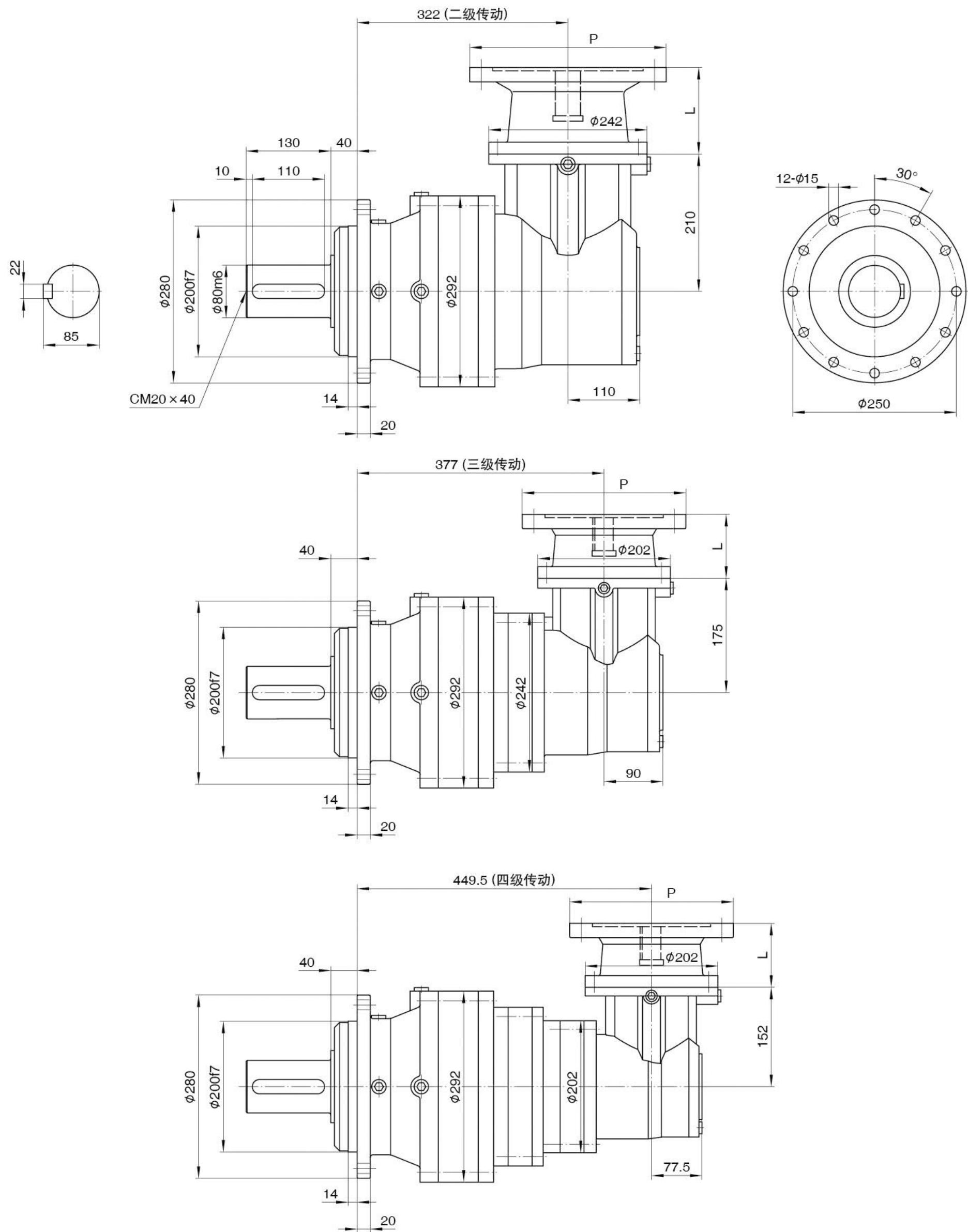
NBJ06 同轴式平键实心轴底脚安装



RP

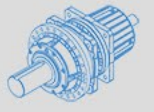


LBF06 直交式平键实心轴法兰安装

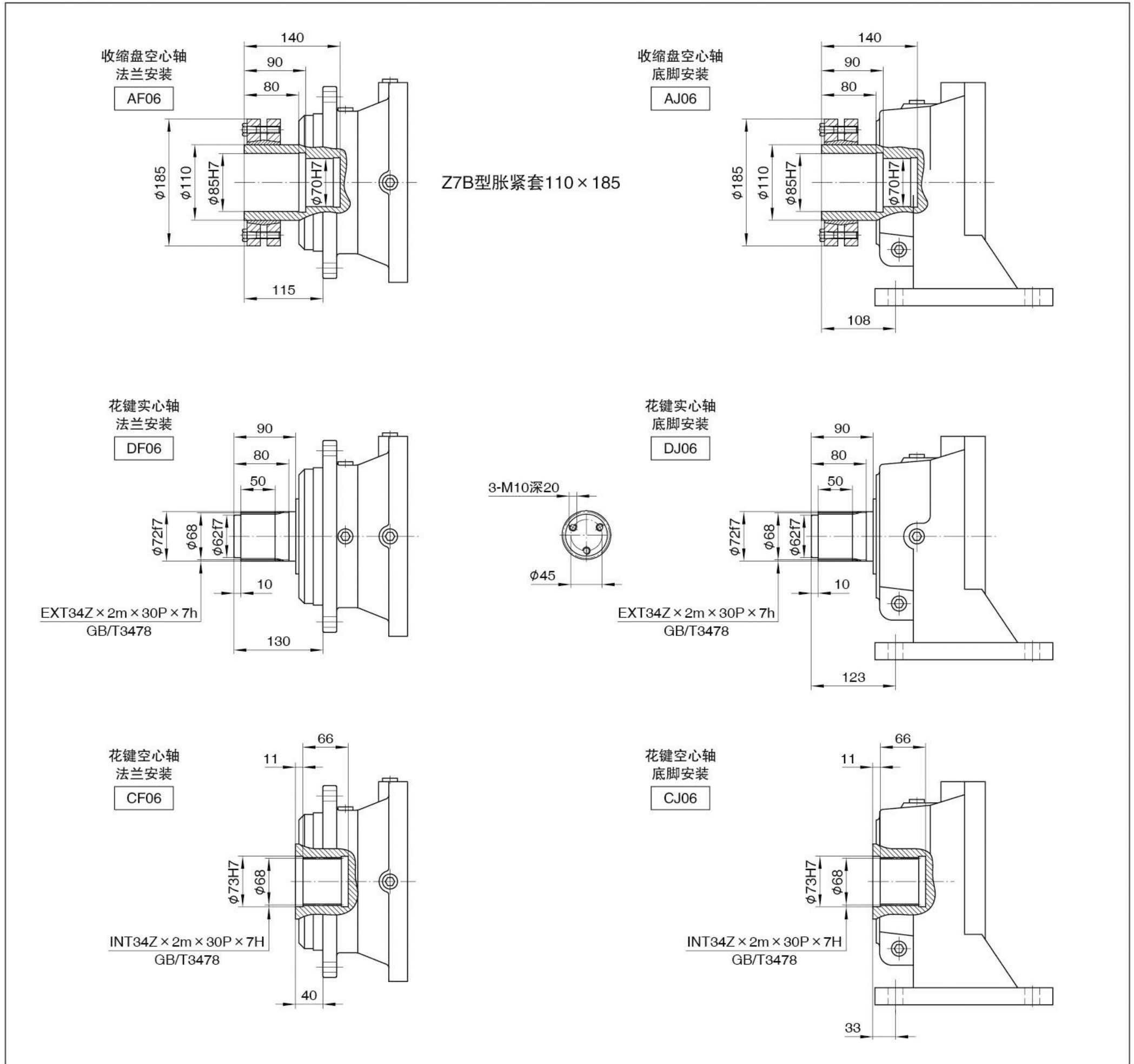


RP

级数 规格 Stage size	F71		F80		F90		F100		F112		F132		F160		F180		F200	
	L	P	L	P	L	P	L	P	L	P	L	P	L	P	L	P	L	P
P2LBF06							119	250	119	250	132	300	160	350	160	350	160	400
P3LBF06	87	160	93.5	200	93.5	200	97.5	250	97.5	250	122	300	152	350	152	350		
P4LBF06	87	160	93.5	200	93.5	200	97.5	250	97.5	250	122	300	152	350				



输出轴结构形式





P08技术参数 (同轴)

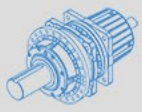
i	1500			1000			500			T2max	PT[kW]
	n2[rpm]	T2[Nm]	P2[kW]	n2[rpm]	T2[Nm]	P2[kW]	n2[rpm]	T2[Nm]	P2[kW]		
P1N08											
3.43	437.5	6680	306	291.7	7825	239	145.8	8841	135	18000	40
4.09	366.7	7006	269	244.4	8048	206	122.2	9064	116	18000	
5.25	285.7	7354	220	190.5	8273	165	95.2	9145	91.2	18000	
6.23	240.7	6545	165	160.5	7022	118	80.3	7152	60.1	18000	
P2N08											
13.23	113.4	8673	103	75.6	9877	78	37.8	11240	44.5	18000	23.5
15.78	95.1	10046	100	63.4	11436	76	31.7	13019	43.2	18000	
17.73	84.6	10270	91	56.4	11885	70	28.2	13609	40.2	18000	
20.46	73.3	9963	77	48.9	10958	56	24.4	12035	30.8	18000	
24.55	61.1	10314	66	40.7	11088	47	20.4	11955	25.5	18000	
31.50	47.6	7661	38	31.8	8118	27	15.9	8605	14.3	18000	
38.06	39.4	7561	31	26.3	7863	22	13.1	8140	11.2	18000	
45.17	33.2	6384	22	22.1	6509	15	11.1	6703	7.8	18000	
P3N08											
46.29	32.4	12409	42.1	21.6	13883	31.4	10.8	14413	16.3	18000	17
55.23	27.2	12623	35.9	18.1	14133	26.8	9.1	14668	13.9	18000	
62.04	24.2	12678	32.1	16.1	14159	23.9	8.1	14728	12.4	18000	
73.12	20.5	13987	30.0	13.7	15665	22.4	6.8	16294	11.7	18000	
91.59	16.4	14168	24.3	10.9	15864	18.1	5.5	16494	9.4	18000	
106.4	14.2	14335	21.3	9.5	16051	15.9	4.7	16697	8.3	18000	
122.7	12.2	13755	17.6	8.2	15409	13.2	4.1	16026	6.8	18000	
147.3	10.2	13922	14.8	6.8	15598	11.1	3.4	16227	5.8	18000	
178.0	8.4	13028	11.5	5.6	14563	8.6	2.8	15147	4.5	18000	
228.4	6.6	10611	7.3	4.4	11338	5.2	2.2	11774	2.7	18000	
276.0	5.4	10674	6.1	3.6	11476	4.4	1.8	11608	2.2	18000	
327.5	4.6	7924	3.8	3.1	8298	2.7	1.5	8614	1.38	18000	
P4N08											
256	5.9	15743	9.7	3.9	16682	6.8	2.0	17680	3.6	18000	11
302	5.0	16198	8.4	3.3	17173	6.0	1.7	18203	3.2	18000	
372	4.0	16564	7.0	2.7	17573	5.0	1.3	18630	2.6	18000	
439	3.4	17006	6.1	2.3	18011	4.3	1.1	18849	2.25	18000	
550	2.7	17771	5.1	1.8	18470	3.5	0.91	18890	1.80	18000	
638	2.4	18003	4.4	1.6	18492	3.0	0.78	18978	1.55	18000	
771	2.0	16994	3.5	1.3	17998	2.5	0.65	18806	1.28	18000	
890	1.7	15540	2.8	1.1	16457	1.93	0.56	17446	1.02	18000	
1075	1.4	15689	2.3	0.93	16841	1.64	0.47	17881	0.88	18000	
1266	1.2	15499	1.92	0.79	16441	1.36	0.39	17435	0.71	18000	
1519	1.0	15531	1.61	0.66	16495	1.14	0.33	17479	0.60	18000	
1950	0.8	14015	1.13	0.51	14849	0.79	0.26	15739	0.43	18000	
2356	0.6	13803	0.93	0.42	14871	0.65	0.21	15762	0.35	18000	
2796	0.5	11142	0.63	0.36	11938	0.45	0.18	13264	0.25	18000	

注：选一级行星传动时，电机功率建议在75kW以内

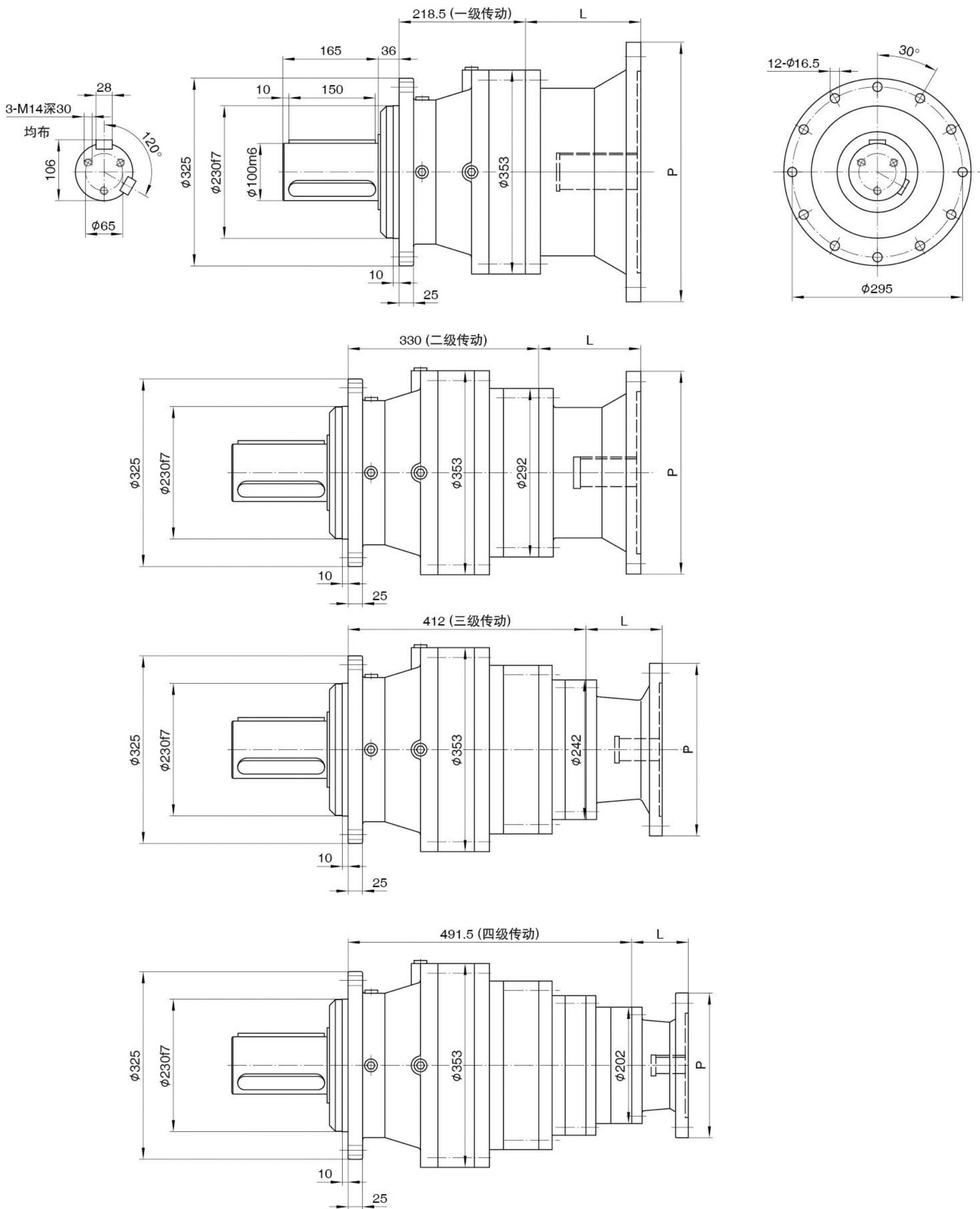


P08技术参数 (直交)

i	1500			1000			500			T2max	PT[kW]
	n2[rpm]	T2[Nm]	P2[kW]	n2[rpm]	T2[Nm]	P2[kW]	n2[rpm]	T2[Nm]	P2[kW]		
P2L08											
10.04	149.4	8696	136	99.6	9783	102	49.8	10897	56.8	18000	26.5
11.98	125.2	9002	118	83.5	10254	89.6	41.7	11676	51.02	18000	
15.38	97.6	8419	86	65.0	9120	62.1	32.5	10137	34.52	18000	
16.72	89.7	9153	86	59.8	9882	61.9	29.9	10869	34.04	18000	
19.94	75.2	7796	61.4	50.1	8247	43.3	25.1	8906	23.38	18000	
25.59	58.6	7919	48.6	39.1	8316	34.02	19.5	8807	18.02	18000	
30.38	49.4	6885	35.6	32.9	7339	25.3	16.5	7804	13.45	18000	
P3L08											
38.73	38.7	8680	35.2	25.8	9875	26.7	12.9	11259	15.2	18000	17
46.21	32.5	9738	33.1	21.6	11077	25.1	10.8	12622	14.3	18000	
51.92	28.9	10578	32.0	19.3	12049	24.3	9.6	13735	13.9	18000	
59.91	25.0	11480	30.1	16.7	13086	22.9	8.4	14914	13.0	18000	
71.88	20.9	11920	26.1	13.9	13594	19.8	7.0	15478	11.3	18000	
86.42	17.4	12378	22.5	11.6	13619	16.5	5.8	15521	9.4	18000	
99.72	15.0	11620	18.3	10.0	12549	13.2	5.0	13801	7.2	18000	
119.7	12.5	11347	14.9	8.4	12029	10.5	4.2	12977	5.7	18000	
153.6	9.8	10557	10.8	6.5	11310	7.71	3.3	12011	4.1	18000	
185.6	9.5	8985	8.9	6.3	9535	6.30	3.2	10126	3.3	18000	
220.2	6.8	7993	5.7	4.5	8456	4.02	2.3	8667	2.1	18000	
P4L08											
214.2	7.0	13916	10.2	4.7	15337	7.5	2.3	16395	4.0	18000	10
268.2	5.6	15666	9.2	3.7	16616	6.5	1.9	17970	3.5	18000	
311.5	4.8	16762	8.5	3.2	17791	6.0	1.6	18981	3.2	18000	
356.5	4.2	16695	7.4	2.8	17707	5.2	1.4	18759	2.75	18000	
446.5	3.4	17281	6.1	2.2	18333	4.3	1.12	18760	2.20	18000	
518.5	2.9	13714	4.2	1.9	14548	2.9	0.96	15797	1.59	18000	
598.3	2.5	13545	3.6	1.7	14411	2.5	0.84	15462	1.36	18000	
722.9	2.1	14809	3.2	1.38	15709	2.27	0.69	16650	1.20	18000	
867.5	1.7	15622	2.8	1.15	16277	1.96	0.58	16795	1.02	18000	
1048.3	1.4	15694	2.4	0.95	16386	1.63	0.48	16315	0.82	18000	
1345.3	1.12	14496	1.7	0.74	15486	1.20	0.37	15745	0.61	18000	
1596.6	0.94	11176	1.10	0.63	11672	0.77	0.31	12015	0.39	18000	

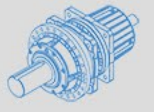


NBF08 同轴式平键实心轴法兰安装

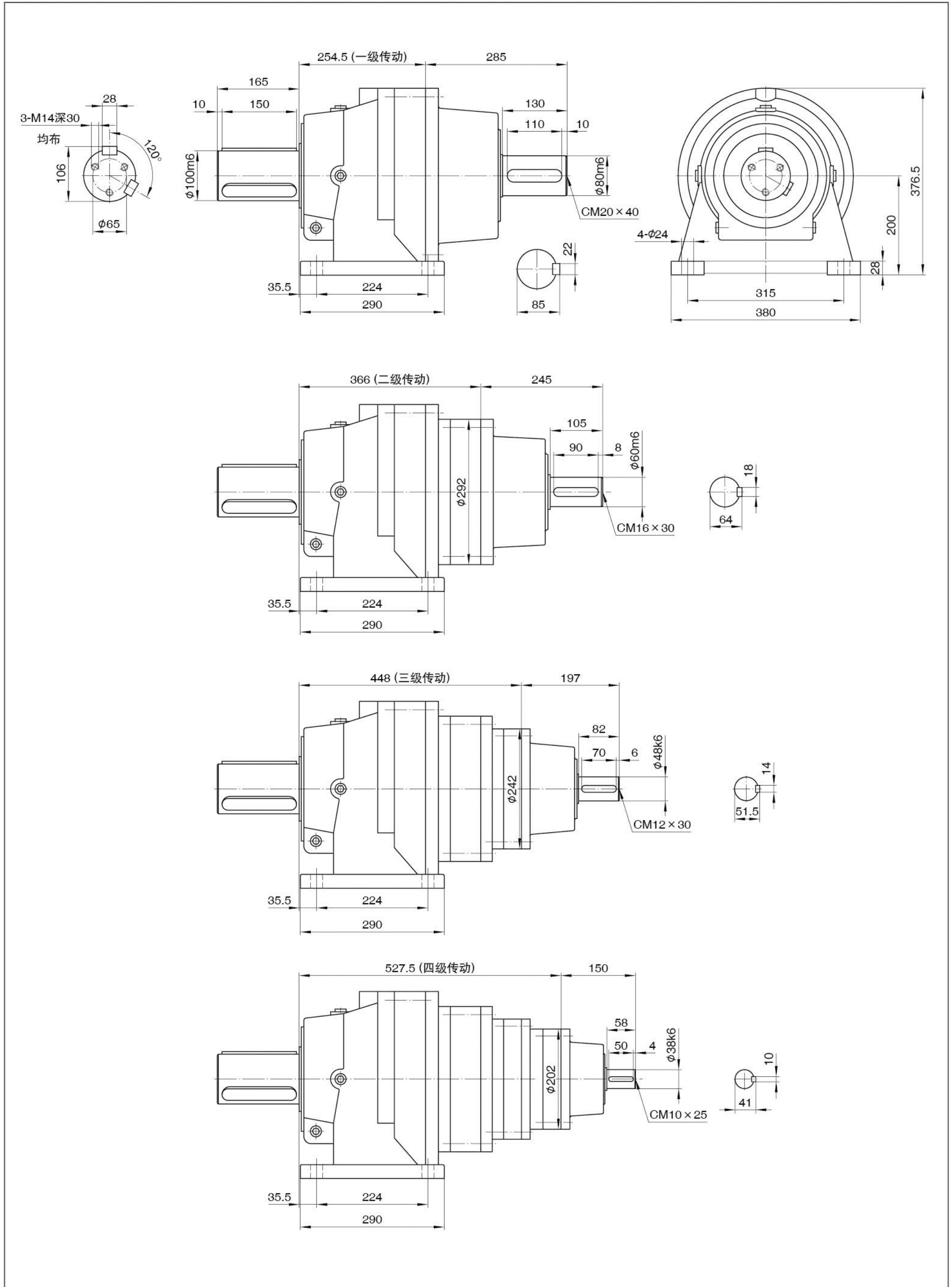


级数 规格 Stage size	F71		F80		F90		F100		F112		F132		F160		F180		F200		F225		F250		F280	
	L	P	L	P	L	P	L	P	L	P	L	P	L	P	L	P	L	P	L	P	L	P	L	P
P1NBF08													176.5	350	176.5	350	176.5	400	200	450	200	550	200	550
P2NBF08										160	300	176.5	350	176.5	350	176.5	400	200	450	200	550			
P3NBF08							119	250	119	250	132	300	160	350	160	350	160	400						
P4NBF08	87	160	93.5	200	93.5	200	97.5	250	97.5	250	122	300	152	350	152	350								

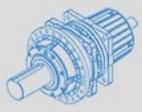
RP



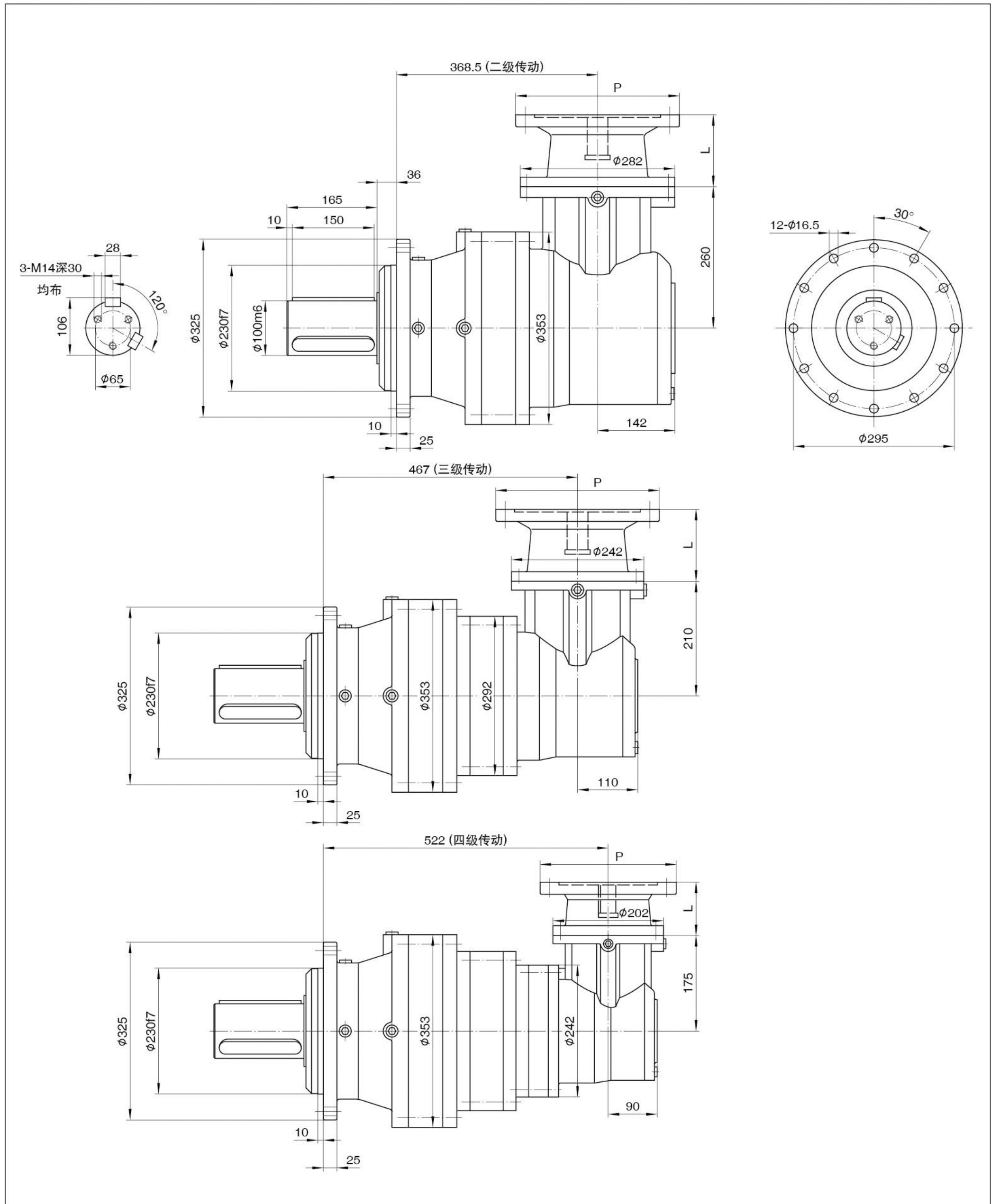
NBJ08 同轴式平键实心轴底脚安装



RP



LBF08 直交式平键实心轴法兰安装

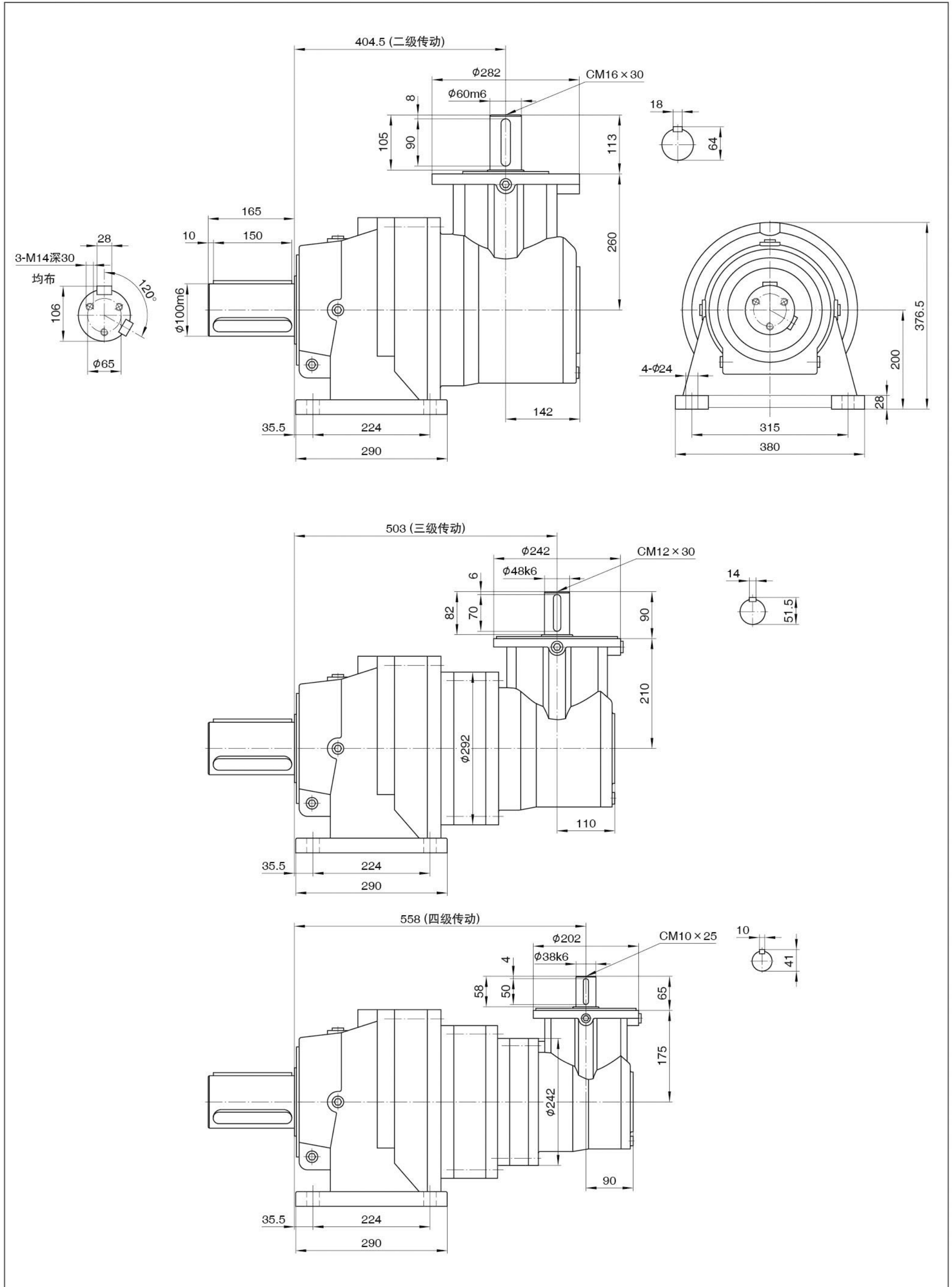


级数 规格 Stage size	F71		F80		F90		F100		F112		F132		F160		F180		F200		F225		F250	
	L	P	L	P	L	P	L	P	L	P	L	P	L	P	L	P	L	P	L	P	L	P
P2LBF08											160	300	176.5	350	176.5	350	176.5	400	200	450	200	550
P3LBF08							119	250	119	250	132	300	160	350	160	350	160	400				
P4LBF08	87	160	93.5	200	93.5	200	97.5	250	97.5	250	122	300	152	350	152	350						

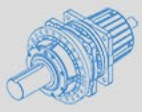
RP



LBJ08 直交式平键实心轴底脚安装



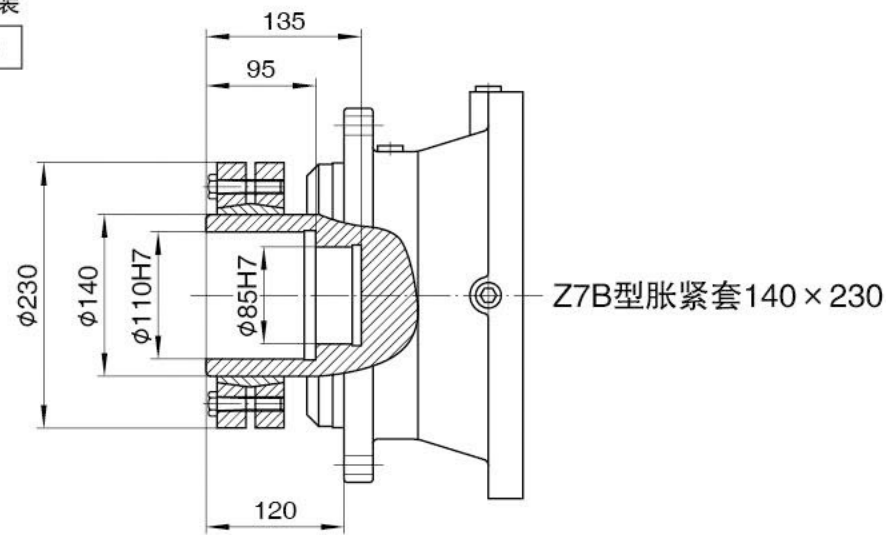
RP



输出轴结构形式

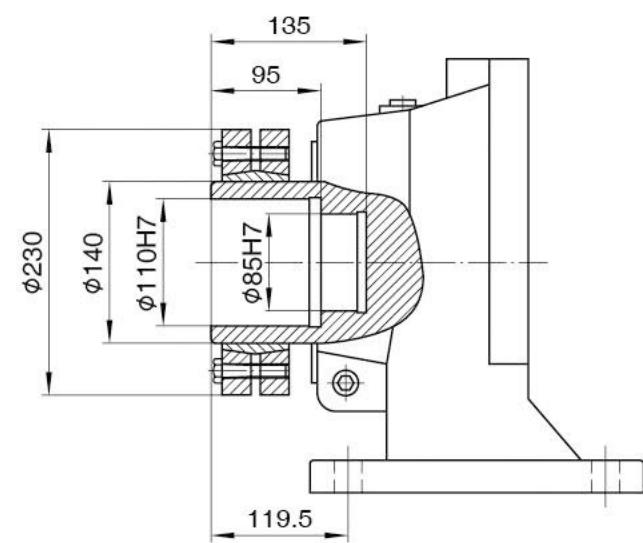
收缩盘空心轴
法兰安装

AF08



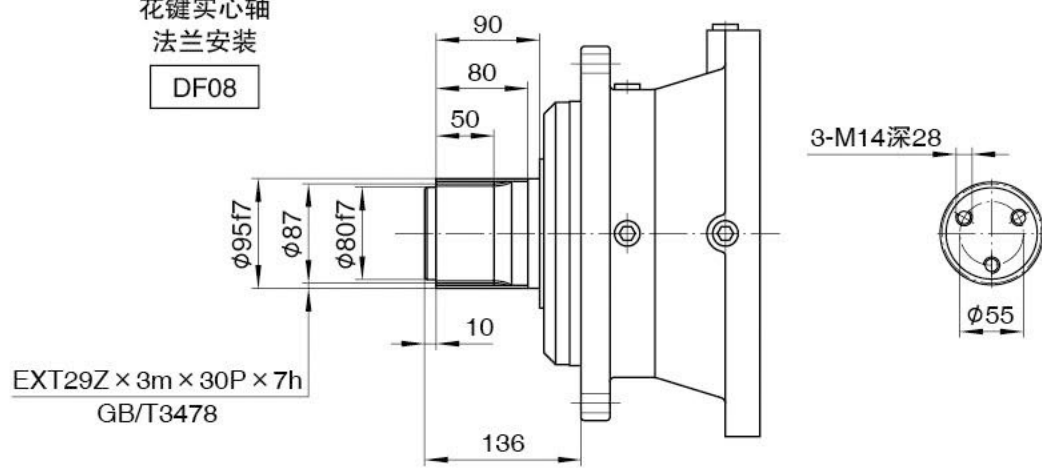
收缩盘空心轴
底脚安装

AJ08



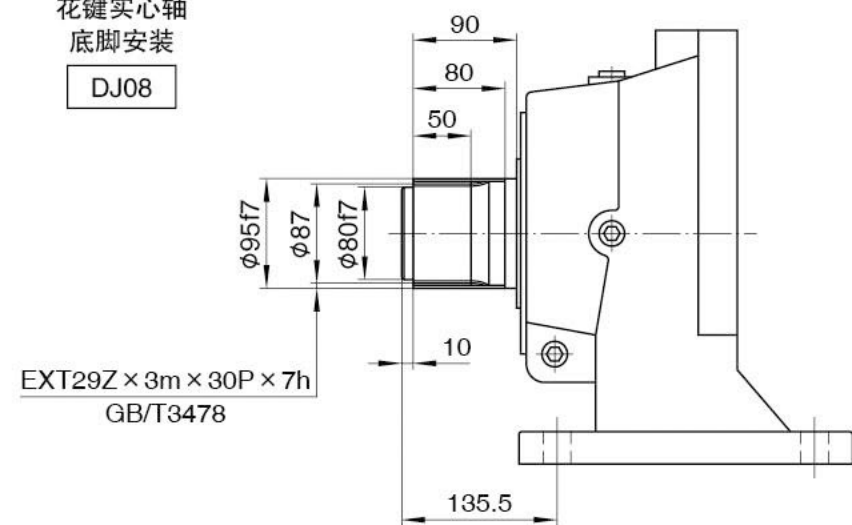
花键实心轴
法兰安装

DF08



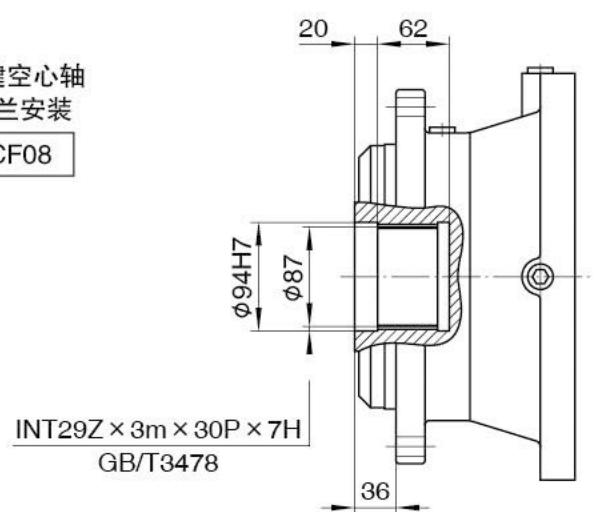
花键实心轴
底脚安装

DJ08



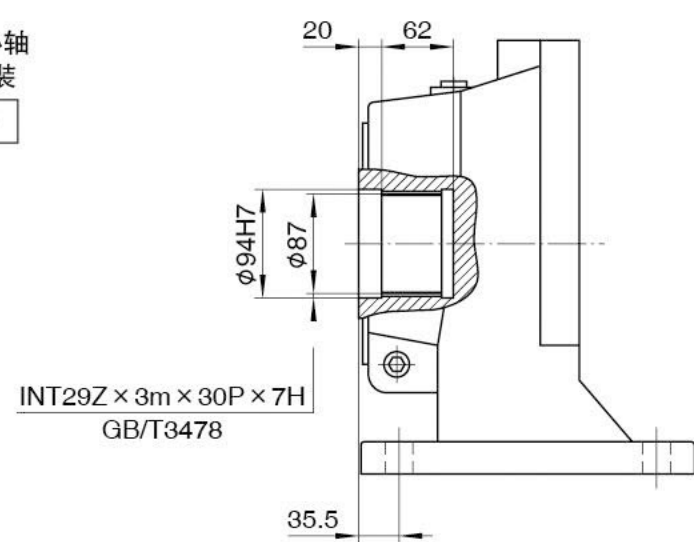
花键空心轴
法兰安装

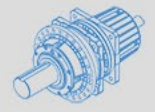
CF08



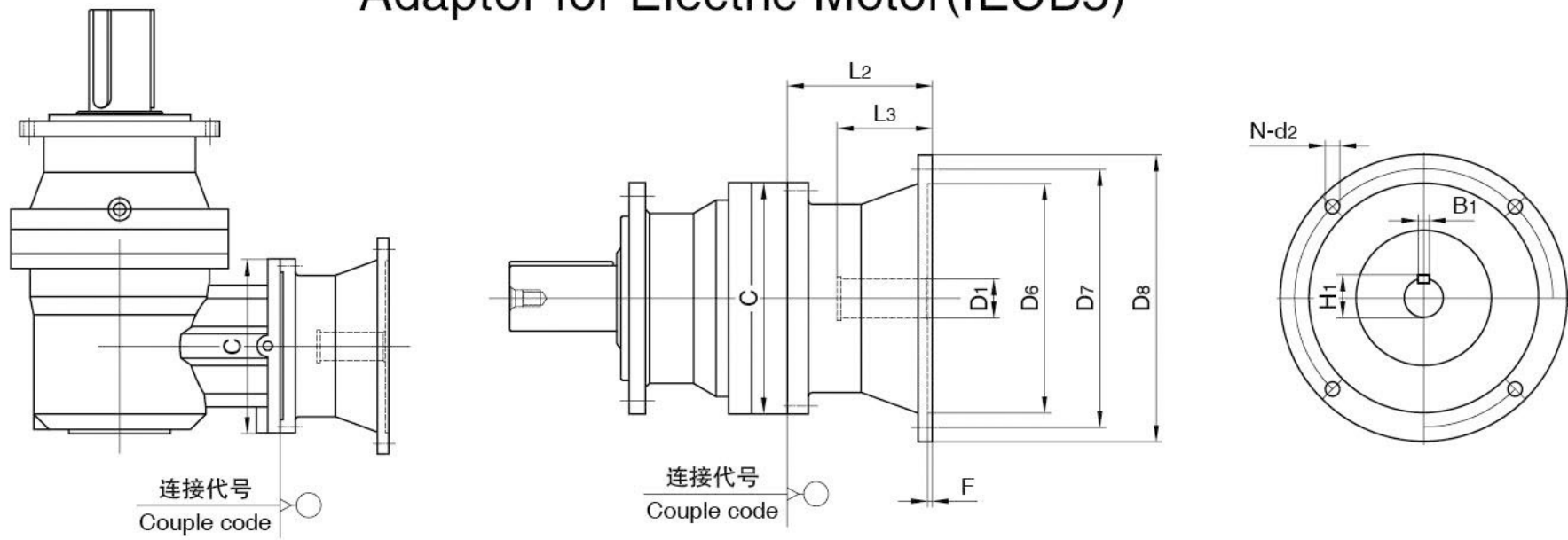
花键空心轴
底脚安装

CJ08





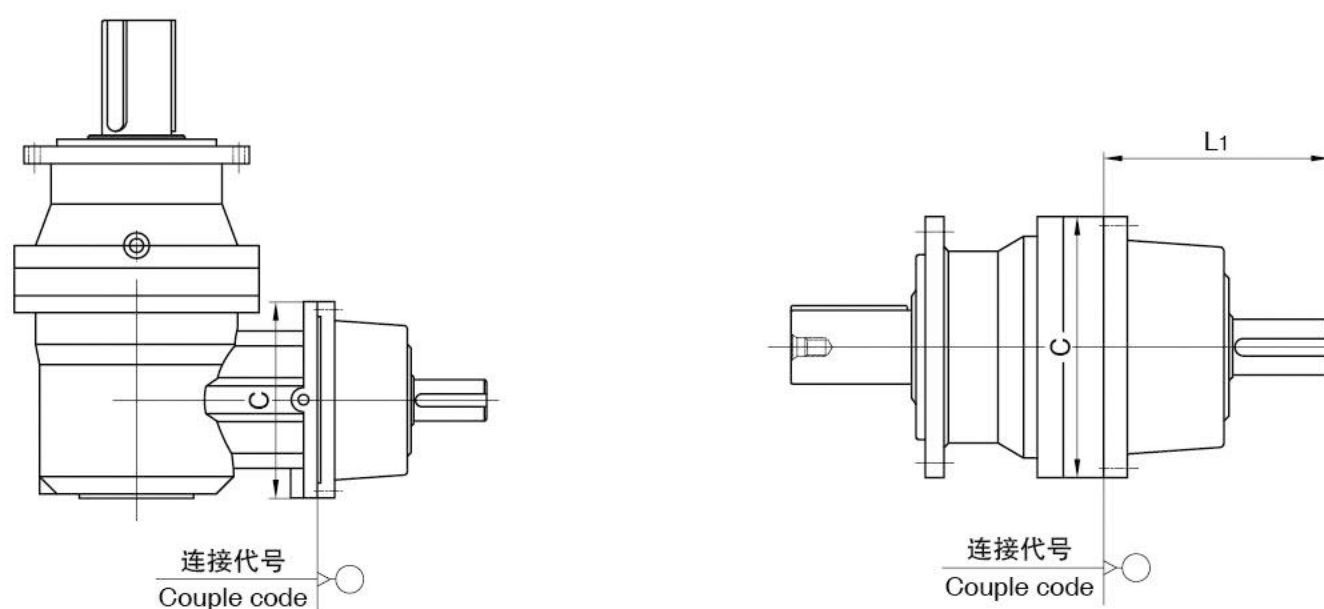
8. 电机输入法兰尺寸(IECB5) Adaptor for Electric Motor(IECB5)



连接尺寸C Unit size	连接代号 Coupe code	电机规格 Motor frame	电机功率 Motor power	D1	H1	B1	F	L2	L3	D6	D7	D8	N	d2	重量 Weight
202	02	71B5	0.25-0.37	14H7	16.3	5	4	87	32	110E8	130	160	4	10	6
		80B5	0.55-0.75	19E8	21.8	6	4	93.5	42	130E8	165	200	4	12	8
		90B5	1.1-1.5	24E8	27.3	8	4	93.5	52	130E8	165	200	4	12	8
		100B5	2.2-3	28E8	31.3	8	5	97.5	62	180E8	215	250	4	15	8.5
		112B5	4	28E8	31.3	8	5	97.5	62	180E8	215	250	4	15	8.5
		132B5	5.5-7.5	38E8	41.3	10	5	122	82	230E8	265	300	4	15	13
		160B5	11-15	42E8	45.3	12	6	152	114	250E8	300	350	4	19	15
		180B5	18.5-22	48E8	51.8	14	6	152	114	250E8	300	350	4	19	15
242	04	132B5	5.5-7.5	38E8	41.3	10	5	132	82	230E8	265	300	4	15	15
		160B5	11-15	42E8	45.3	12	6	160	114	250E8	300	350	4	19	17
		180B5	18.5-22	48E8	51.8	14	6	160	114	250E8	300	350	4	19	17
		200B5	30	55E8	59.3	16	6	160	114	300E8	350	400	4	19	22
292	06	160B5	11-15	42E8	45.3	12	6	176.5	114	250E8	300	350	4	19	23
		180B5	18.5-22	48E8	51.8	14	6	176.5	114	250E8	300	350	4	19	23
		200B5	30	55E8	59.3	16	6	176.5	114	300E8	350	400	4	19	29
		225B5	37-45	60E8	64.4	18	6	200	114	350E8	400	450	8	19	35
		250B5	55	65E8	69.4	18	6	200	114	450E8	500	550	8	19	35
353	08	200B5	30	55E8	59.3	16	6	176.5	114	300E8	350	400	4	19	35
		225B5	37-45	60E8	64.4	18	6	200	114	350E8	400	450	8	19	41
		250B5	55	65E8	69.4	18	6	200	114	450E8	500	550	8	19	41
		280B5	75-90	75E8	79.9	20	6	200	114	450E8	500	550	8	19	48



9. 实心输入轴尺寸 Solid input shaft

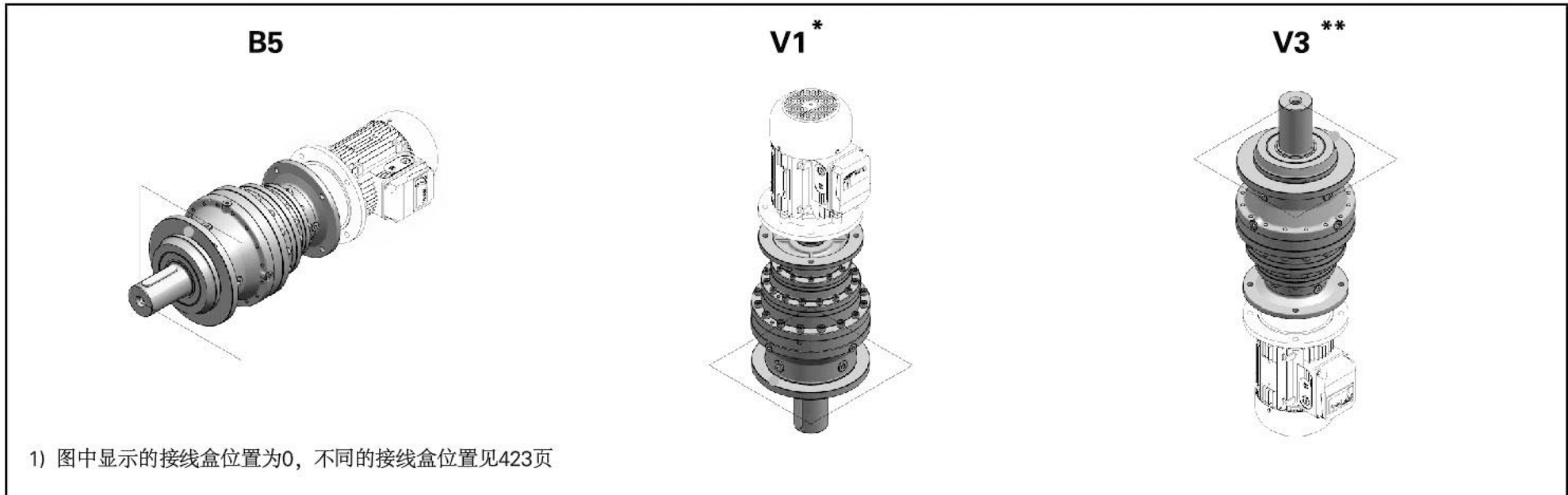


连接尺寸C Unit size	连接代号 Coupe code	L1	e1	b1	h1	D1	d	重量 Weight	示意图
202	②	150	58	10	41	38k6	CM10	6	
242	④	197	82	14	51.5	48k6	CM12	15	
292	⑥	245	105	18	64	60k6	CM16	23	
353	⑧	285	130	22	85	80k6	CM20	35	



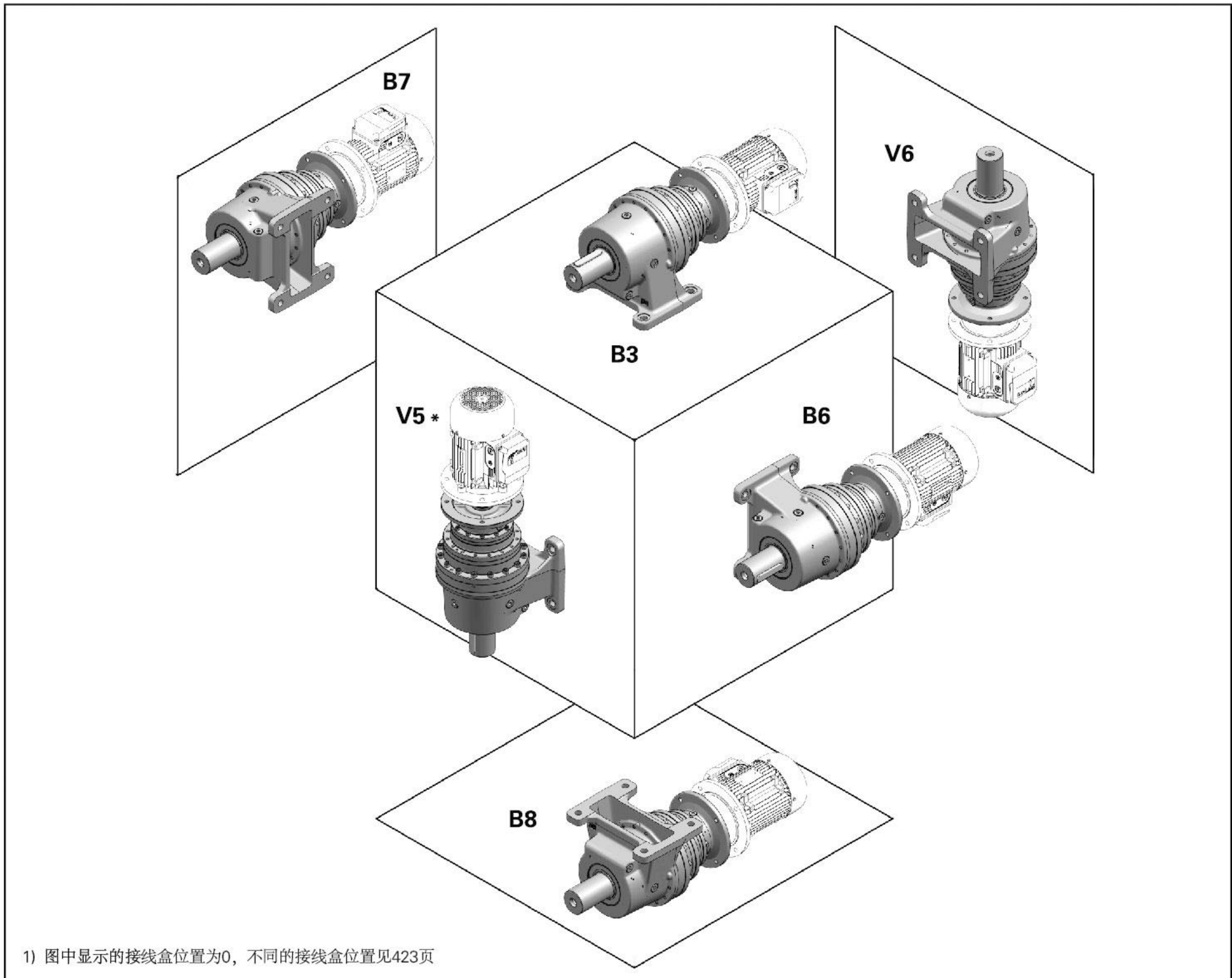
10. 安装方式、润滑油量

安装方式¹⁾ (输出端法兰安装方式)



1) 图中显示的接线盒位置为0, 不同的接线盒位置见423页

安装方式¹⁾ (输出端底脚安装方式)

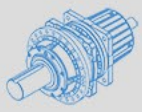


1) 图中显示的接线盒位置为0, 不同的接线盒位置见423页

润滑油量²⁾ (l)

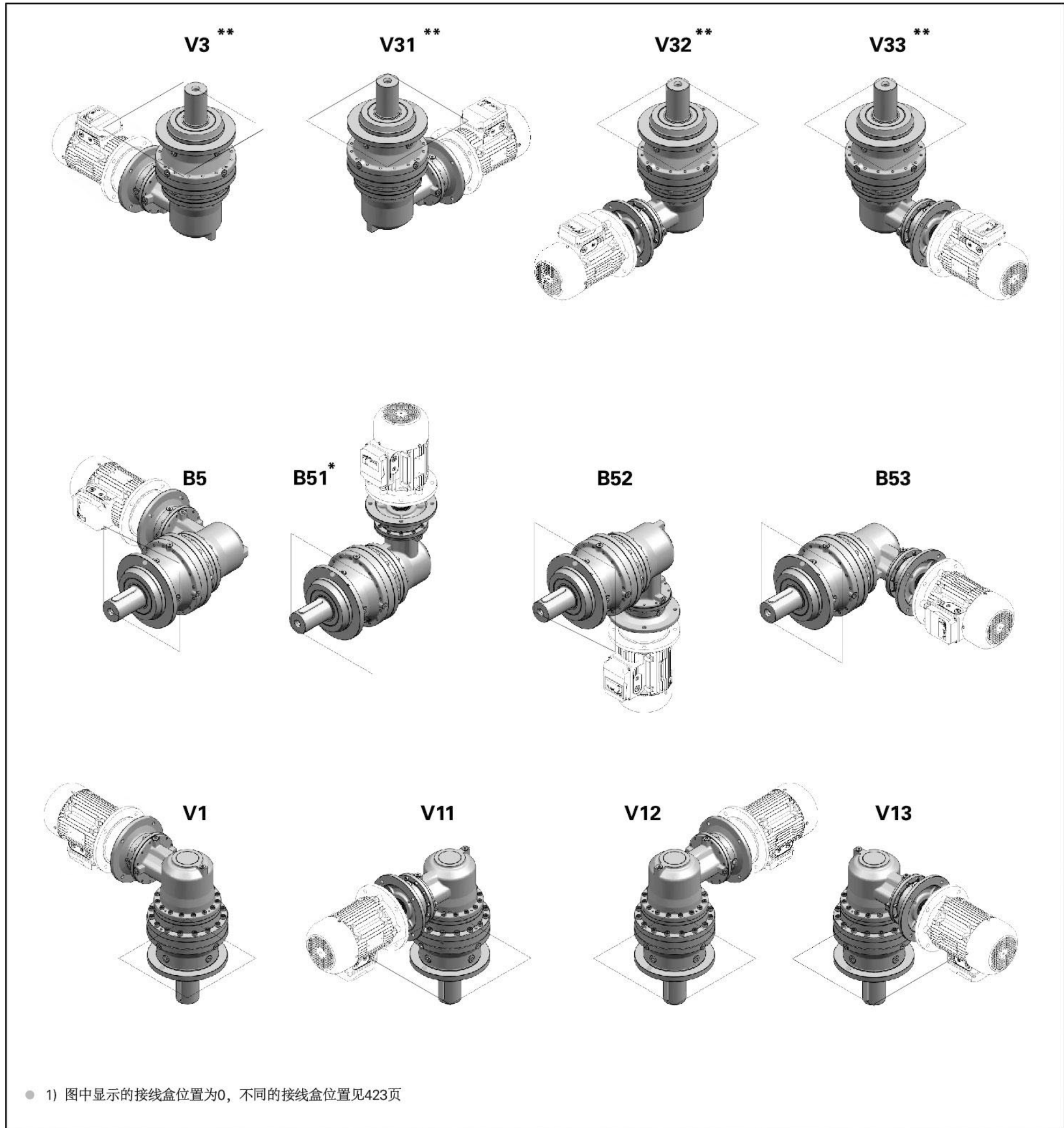
Q _R	1级				2级				3级				4级			
	P02	P04	P06	P08	P02	P04	P06	P08	P02	P04	P06	P08	P02	P04	P06	P08
B3 ... B8	0,67	1,3	1,9	3,4	0,82	1,4	2,6	3,2	0,98	1,4	2,6	3,3	1,1	1,5	2,6	3,2
V1, V5	0,85	1,4	2,1	4	1,2	2,1	3,9	5	1,5	2,3	4,4	5,8	1,8	2,6	4,8	6
V3, V6	1	2	2,9	5,2	1,3	2,3	4,3	4,7	1,7	2,2	4,1	4,8	1,9	2,5	4,3	4,8

2) 表中给出的润滑油使用量为近似值, 实际的润滑油使用量以添加到减速机油位镜处为准。



安装方式、润滑油量和辅助油箱

安装方式¹⁾ (输出端法兰安装方式)



RP

润滑油量²⁾ [l]

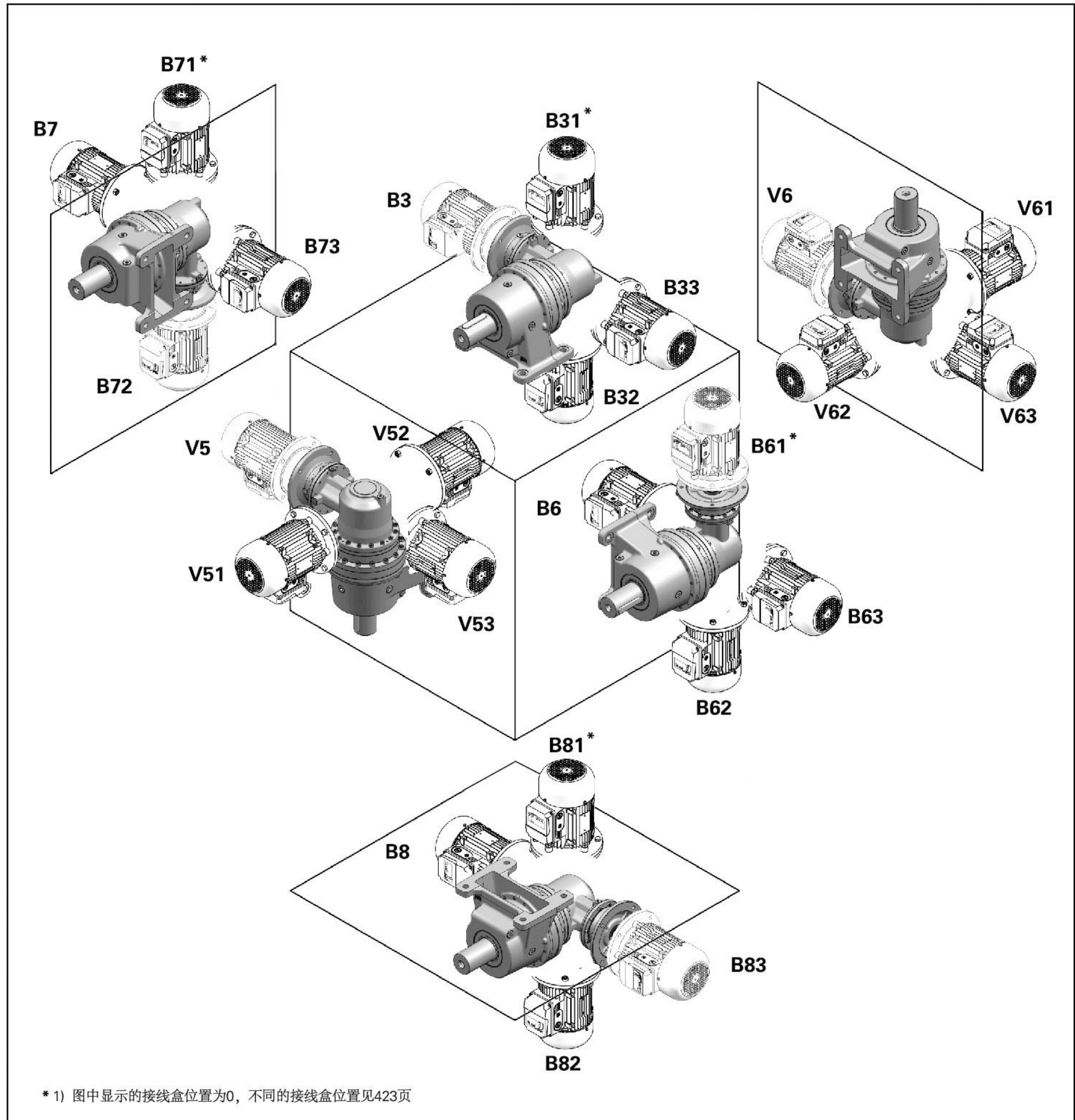
Q _R	2级				3级				4级			
	P02	P04	P06	P08	P02	P04	P06	P08	P02	P04	P06	P08
V3 ... V33	2,8	4,4	8,3	14,3	3,1	3,6	6,3	6,8	3,3	3,9	5,6	6,2
B5, B53	1,5	2,5	4,6	8	1,7	2,1	3,6	4,3	1,8	2,2	3,3	4
B51	2,6	4,2	7,8	13,3	2,9	3,7	6,5	7,7	3,2	4	6,1	7,4
B52	1,9	3	5,6	9,8	2	2,4	4,1	4,8	2,1	2,5	3,6	4,3
V1 ... V13	1,9	3	5,5	9,4	2,2	3	5,4	6,6	2,5	3,3	5,4	6,7

2) 表中给出的润滑油使用量为近似值, 实际的润滑油使用量以添加到减速机油位镜处为准。



安装方式、润滑油量和辅助油箱

安装方式¹⁾ (输出端底脚安装方式)

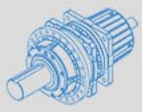


RP

润滑油量²⁾ [l]

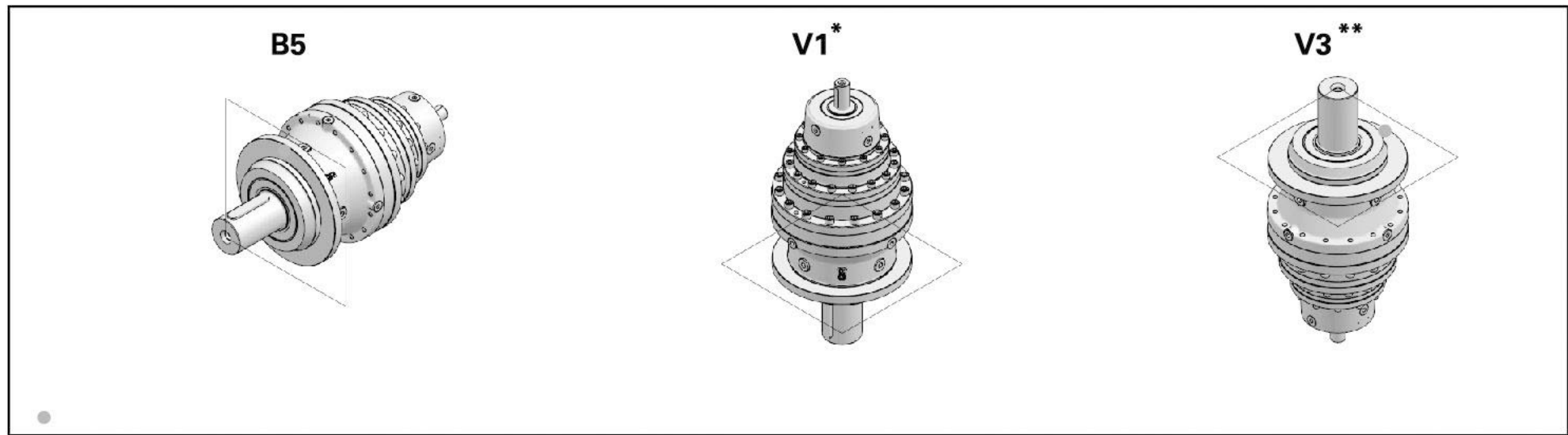
Q _R	2级				3级				4级			
	P02	P04	P06	P08	P02	P04	P06	P08	P02	P04	P06	P08
B3 ... B8	1,5	2,5	4,6	8	1,7	2,1	3,6	4,3	1,8	2,2	3,3	4
B33 ... B83	1,5	2,5	4,6	8	1,7	2,1	3,6	4,3	1,8	2,2	3,3	4
B31 ... B81	2,6	4,2	7,8	13,3	2,9	3,7	6,5	7,7	3,2	4	6,1	7,4
B32 ... B82	1,9	3	5,6	9,8	2	2,4	4,1	4,8	2,1	2,5	3,6	4,3
V5 ... V53	1,9	3	5,5	9,4	2,2	3	5,4	6,6	2,5	3,3	5,4	6,7
V6 ... V63	2,8	4,4	8,3	14,3	3,1	3,6	6,3	6,8	3,3	3,9	5,6	6,2

2) 表中给出的润滑油使用量为近似值, 实际的润滑油使用量以添加到减速机油位镜处为准。

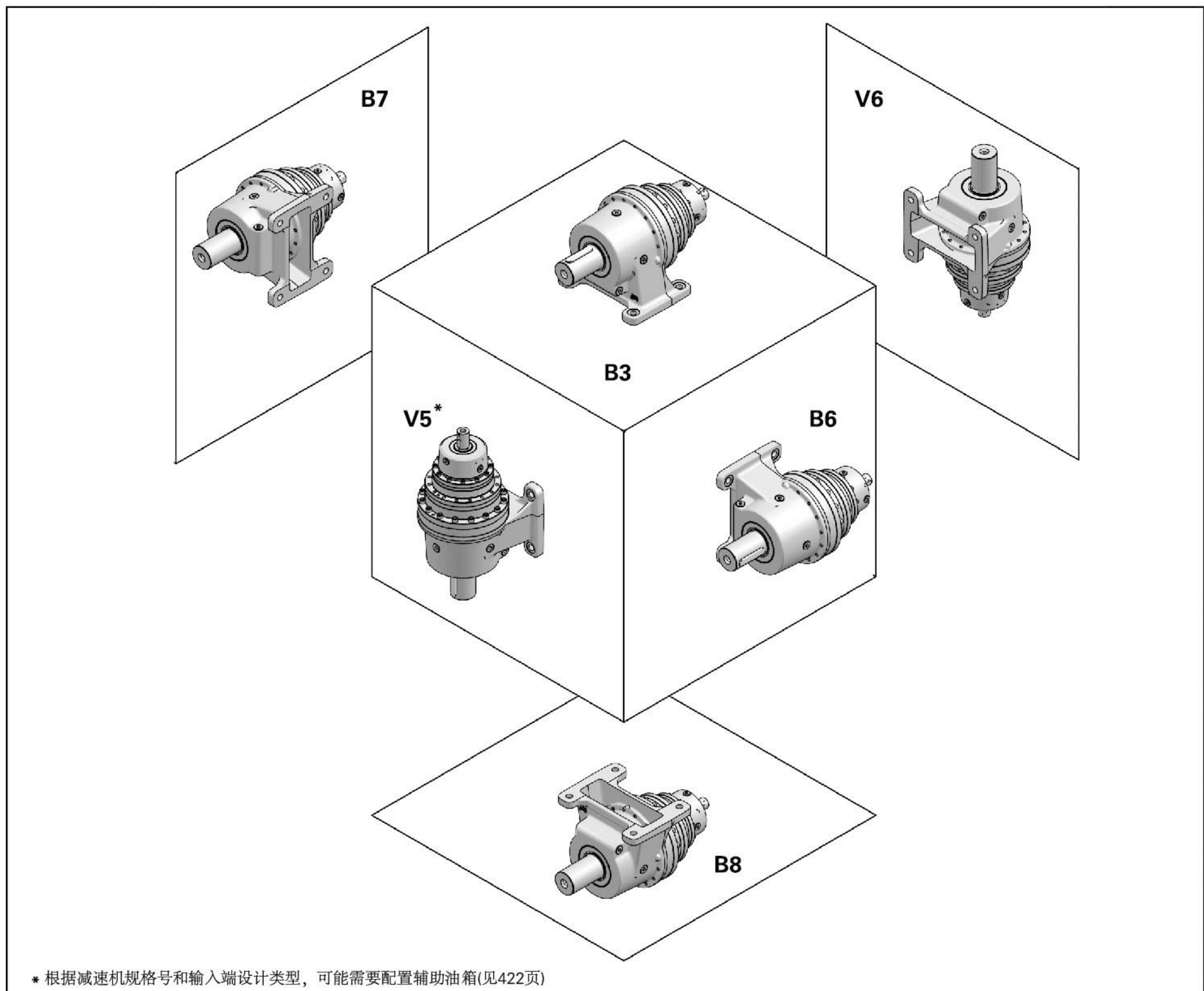


安装方式、润滑油量和辅助油箱

安装方式 (输出端法兰安装方式)



安装方式 (底脚安装方式)



润滑油量¹⁾ [l]


Q _R	1级				2级				3级				4级			
	P02	P04	P06	P08	P02	P04	P06	P08	P02	P04	P06	P08	P02	P04	P06	P08
B3 ... B8	0,68	1,2	2	3	0,84	1,2	2,5	3	1	1,4	2,5	3,1	1,2	1,6	2,6	3,3
V1, V5	1,4	2,5	4	6,1	1,7	2,5	4,9	6	2	2,8	4,9	6,2	2,3	3,2	5,3	6,5
V3, V6	1,1	1,9	3	4,4	1,4	1,9	3,9	4,3	1,7	2,3	3,9	4,5	2	2,6	4,3	4,8

1) 表中给出的润滑油使用量为近似值，实际的润滑油使用量以添加到减速机油位镜处为准。



安装方式、润滑油量和辅助油箱

安装方式 (法兰安装方式)

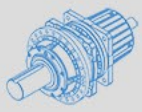


RP

润滑油量¹⁾ [l]

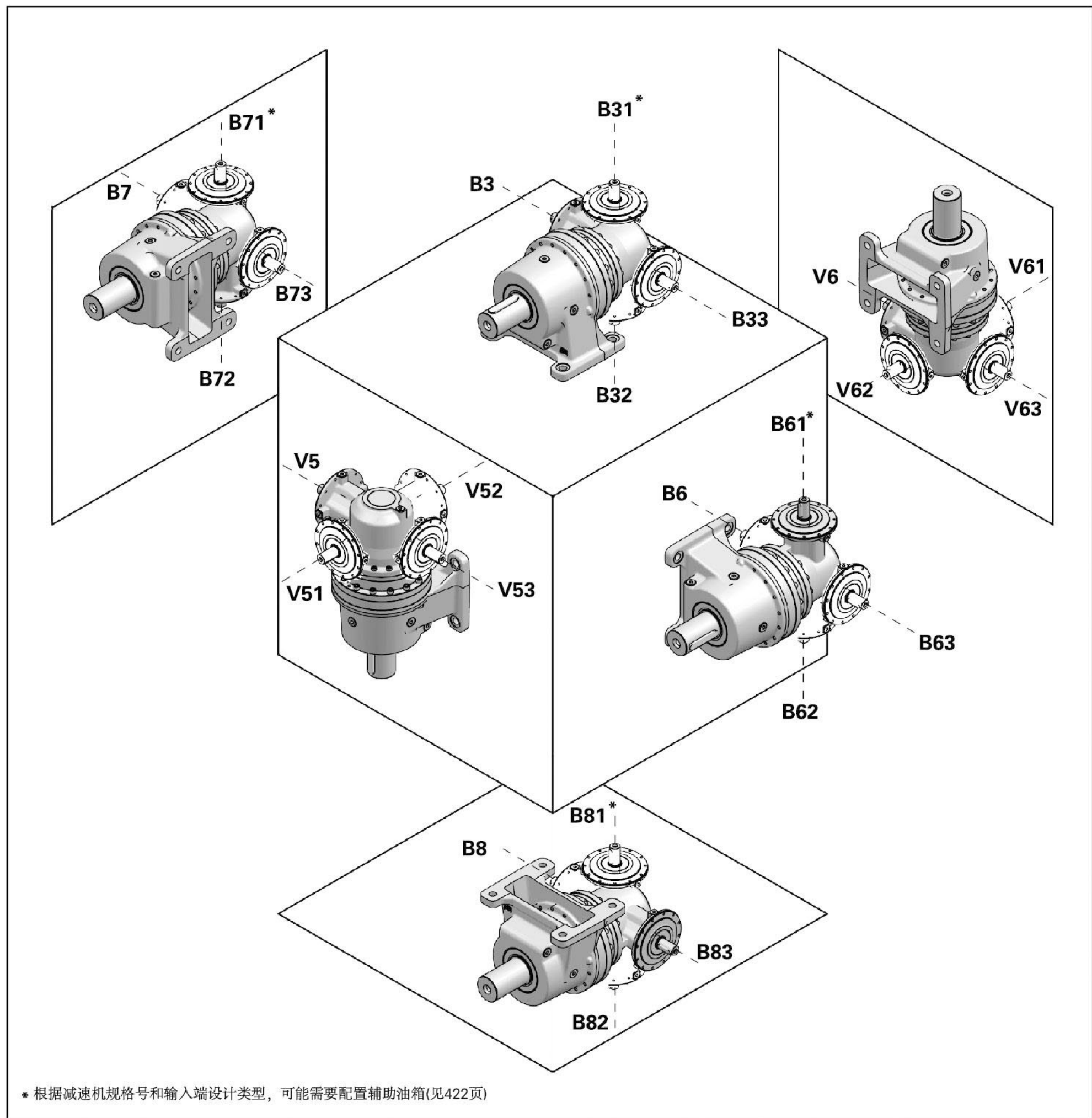
Q _R	2级				3级				4级			
	P02	P04	P06	P08	P02	P04	P06	P08	P02	P04	P06	P08
V3 ... V33	2,1	3,3	6,4	10,7	2,4	3	5,3	5,8	2,8	3,3	5	5,6
B5, B53	1,2	2	3,7	6,2	1,4	1,8	3,1	3,7	1,5	1,9	3	3,6
B51	2,4	3,9	7,4	12,4	2,7	3,6	6,3	7,4	3,1	3,9	6	7,3
B52	1,2	2	3,7	6,2	1,4	1,8	3,1	3,7	1,5	1,9	3	3,6
V1 ... V13	1,5	2,5	4,6	7,6	1,9	2,7	4,9	6	2,2	3	5,1	6,4

1) 表中给出的润滑油使用量为近似值，实际的润滑油使用量以添加到减速机油位镜处为准。



安装方式、润滑油量和辅助油箱

安装方式(底脚安装方式)



RP

* 根据减速机规格号和输入端设计类型, 可能需要配置辅助油箱(见422页)

润滑油量¹⁾ [l]

Q _R	2级				3级				4级			
	P02	P04	P06	P08	P02	P04	P06	P08	P02	P04	P06	P08
B3 ... B8	1,2	2	3,7	6,2	1,4	1,8	3,1	3,7	1,5	1,9	3	3,6
B33 ... B83	1,2	2	3,7	6,2	1,4	1,8	3,1	3,7	1,5	1,9	3	3,6
B31 ... B81	2,4	3,9	7,4	12,4	2,7	3,6	6,3	7,4	3,1	3,9	6	7,3
B32 ... B82	1,2	2	3,7	6,2	1,4	1,8	3,1	3,7	1,5	1,9	3	3,6
V5 ... V53	1,5	2,5	4,6	7,6	1,9	2,7	4,9	6	2,2	3	5,1	6,4
V6 ... V63	2	3,3	6,4	10,7	2,4	3	5,3	5,8	2,8	3,3	5	5,6

1) 表中给出的润滑油使用量为近似值, 实际的润滑油使用量以添加到减速机油位镜处为准。



11. 辅助油箱 Oil Tank

油箱

同轴式齿轮箱安装位置为V1和V3时，软角齿轮箱安装位置为B51，V1和V3时，齿轮箱应加满油，这样使顶端轴承和油封得到充分润滑，齿轮箱在加满油的状态下运转，随着油温的升高，体积会膨胀，这样需要油箱去容纳膨胀的油以避免齿轮箱内部压力升高而引起齿轮箱泄露。

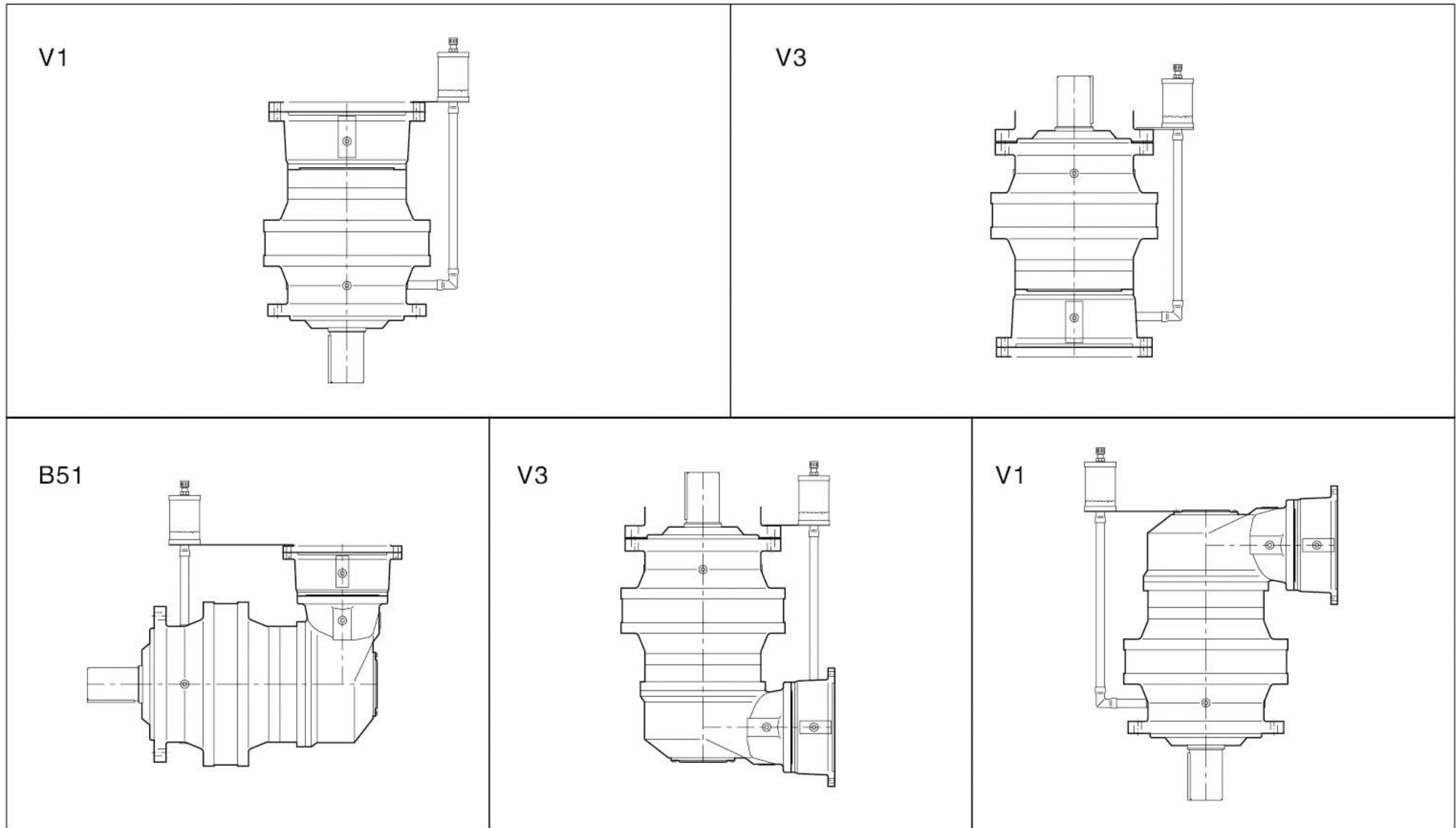
膨胀油箱通过快换接头和软管与齿轮箱快速连接，这样也使加油和更换油更加方便容易。

Oil Tank

When the in-line gear unit mounted as V1 and V3 position, the right angle gear unit mounted in B51, V1 and V3 position, it is necessary to fill oil full up to the top of the gear unit so that the bearings and seals can get enough lubricant.

As the gear unit is working in the completely filled conditions, when the lubricant in creases in volume with the temperaturerising, it is necessary to have a tank that allows the oil to expand to reduce the risk of high pressures being created inside the gear unit and cause the gear unit to leaking.

The expansion tanks can be connected to the gear unit with a rapid connection of flexible pipes. the tank makes oil filling and exchange more convenient.

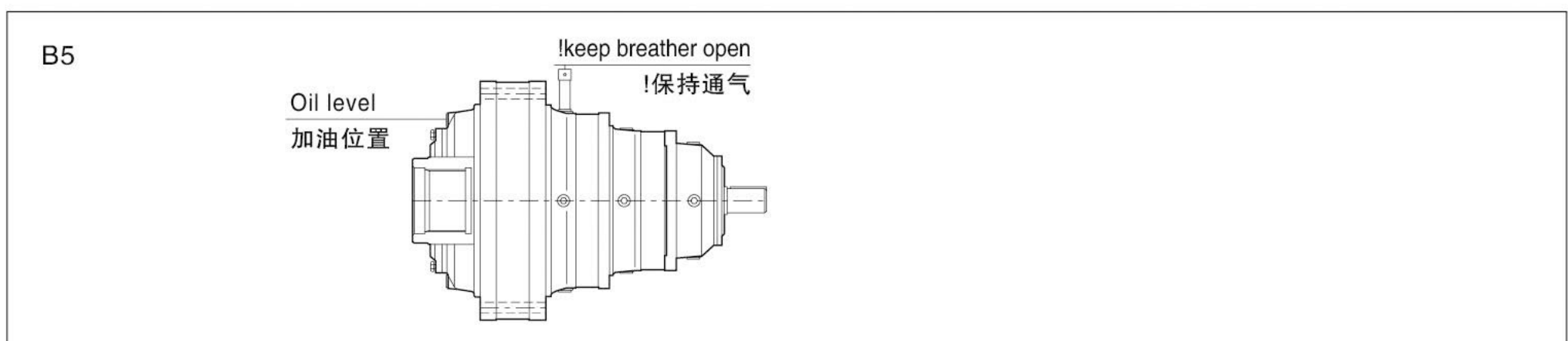


特殊工况

对于安装位置B5，如果输出转速(n2)低于1r/min，应加油到齿轮箱顶部，避免齿轮无润滑运转

The Special Working Condition

If the output speed is less than 1r/min for B5 horizontal mounting, it is necessary to fill oil at the top oil level as shown in below drawing





12. 扭力臂 Torque Arm

机型号 size	A	B	F Ø	G	M	S	M1	B1
P02	202	290	21	13	250	15	250	363
P04	240	350	25	18	300	20	300	435
P06	290	430	31	18	360	20	360	535
P08	353	640	37	28	560	30	560	777

电机接线盒位置

除非另作说明，否则减速电机供货时，电机接线盒位置为0°（如图示）

根据需要，电机接线盒也可为位置90°、180°和270°。

订货代码描述：0°（标准），90°，180°，270°。

买方负责接线盒内线路连接。

同轴式减速电机位置1和直角轴式减速电机位置2，接线盒可能悬挂于减速机底脚底部平面。

以下图示适用于安装方式为B3-B5时的接线盒位置。

